B LIGHT

DESIGNED TO PERFECTION

COLLECTION

2025

B LIGHT PLUS

WALLWASHERS



- PLUS 45 — NEW — ATRIA IN **IP67**
- PLUS 55 — MEROPE 100 WW **IP67**
- PLUS 67 — MEROPE 140 WW **IP67**
- PLUS 203 — OKKIO 60 WW **IP20**
- PLUS 451 — NEW — ATRIA 60 WW **IP66**
- PLUS 451 — ATRIA 90 WW **IP66**
- PLUS 387 — INSIDE 75 WW **IP44**

FLOORWASHERS

- PLUS 485 — DOT 30 FW **IP30**
- PLUS 489 — NEW — ATRIA 66 FW **IP66**
- PLUS 489 — ATRIA 100 FW **IP66**

DOWNLIGHTS AND WALLWASHER DOWNLIGHTS

- PLUS 345 — NEW — NICOLE **IP30/IP40/ IP65**
- PLUS 351 — DOT IN LINE **IP40/IP65**
- PLUS 357 — NEW — PLUS ONE / PLUS ONE SQ **IP30/IP40/ IP65**
- PLUS 423 — DOT 30 **IP30**
- PLUS 429 — NEW — DOT 45 / DOT 45 AD **IP30/IP40/ IP65**
- PLUS 437 — ATRIA 60 P **IP30/IP44/ IP66**
- PLUS 443 — ATRIA XS R **IP30/IP44/ IP66**
- PLUS 465 — ATRIA X3 R **IP20**

- PLUS 365 — NEW — INSIDE 40 R / INSIDE 40 AD **IP30/IP40/ IP65**
- PLUS 373 — INSIDE 60 R **IP30/IP44/ IP66**
- PLUS 379 — INSIDE 75 R **IP30/IP44/ IP66**
- PLUS 393 — INSIDE 120 R **IP20**

- PLUS 473 — BASTER XS R **IP40/IP44/ IP66**

MONOPOINTS

- PLUS 199 — OKKIO 55 ADP **IP30**
- PLUS 209 — OKKIO 80 CL **IP30/IP44/ IP66**
- PLUS 209 — OKKIO 80 AD **IP30**

YACHT

- PLUS 351 — DOT IN LINE **IP40/IP65**
- PLUS 357 — NEW — PLUS ONE / PLUS ONE SQ **IP30/IP40/ IP65**
- PLUS 423 — DOT 30 **IP30**
- PLUS 429 — NEW — DOT 45 / DOT 45 AD **IP30/IP40/ IP65**
- PLUS 437 — ATRIA 60 P **IP30/IP44/ IP66**
- PLUS 365 — NEW — INSIDE 40 R / INSIDE 40 AD **IP30/IP40/ IP65**
- PLUS 373 — INSIDE 60 R **IP30/IP44/ IP66**
- PLUS 345 — NEW — NICOLE **IP30/IP40/ IP65**



- PLUS 429 — DOT 30 FW **IP30**
- 499 — MICRO MEREZ **IP65**
- 499 — MINI MEREZ **IP65**
- 503 — KUADRO 50 ROUND **IP40/IP65**
- 503 — KUADRO 50 SQUARE **IP40/IP65**

IN-GROUND LIGHTING



- 39 — ATRIA MINI **IP67**
- PLUS 45 — NEW — ATRIA IN **IP67**



- 51 — MEROPE 70 **IP67**
- PLUS 55 — MEROPE 100 WW **IP67**
- 61 — MEROPE 100 **IP67**
- 61 — MEROPE 100 AD **IP67**
- PLUS 67 — MEROPE 140 WW **IP67**
- 73 — MEROPE 140 **IP67**
- 73 — MEROPE 140 AD **IP67**



- 91 — BUTTON 60 SQ DO **IP67**
- 91 — BUTTON 100 SQ DO **IP67**
- 91 — BUTTON 200 SQ DO **IP67**
- 97 — BUTTON 60 DO **IP67**
- 97 — BUTTON 100 DO **IP67**
- 97 — BUTTON 200 DO **IP67**

- 103 — INSERTO MINI DO **IP67**
- 111 — INSERTO MEDIUM DO **IP67**
- 83 — AGENA **IP67**
- 79 — LAPPEN **IP67**

GARDEN LIGHTING

127 MAIA MINI DUO IP66
131 MAIA DUO IP66
135 MAIA X1 DUO IP66
139 MAIA X2 DUO IP66
143 MAIA IP66
149 MAIA ET IP66
153 MAIA X1 IP66
157 MINI TONDO IP65
161 TONDO 90 IP65
161 TONDO 190 IP65
167 MINI FIREFLY IP66
171 FIREFLY IP66
175 GARDEN RAZOR IP66
179 JOLI 1 IP65
179 JOLI 2 IP66
185 LINEAR TUBE SLIM IP67

CEILING LIGHTING

265 BUTTON 100 CL IP65
265 BUTTON 200 CL IP66
245 KUBO 54 CL IP41/IP54
245 KUBO 54 AD IP30
249 KUBO 100 CL IP66
195 OKKIO 55 CL IP44/IP54
195 OKKIO 55 AD IP30
PLUS 203 OKKIO 60 WW IP20
PLUS 199 OKKIO 55 ADP IP30
PLUS 209 OKKIO 80 CL IP30/IP44/IP66
PLUS 209 OKKIO 80 AD IP30
215 OKKIO 100 CL IP66
219 OKKIO 130 CL IP66
285 INSERTO MINI CL / MINI CL-E IP40
291 INSERTO SMALL CL IP40
295 INSERTO MEDIUM 40 CL IP40
301 INSERTO MEDIUM 65 CL IP40

WALL LIGHTING

225 OKKIO 55 W IP65
225 OKKIO 55 W2 IP67
229 OKKIO 100 W IP66
229 OKKIO 100 W2 IP66
253 KUBO 54 W IP67
253 KUBO 54 W2 IP67
257 KUBO 100 W IP66
269 MISS LIGHT 12 IP40
115 BUTTON 60 W IP67
115 BUTTON 100 W IP67
115 BUTTON 200 W IP67
119 INSERTO MEDIUM WO IP67
277 INSERTO MEDIUM 40 W IP40
281 INSERTO MEDIUM 105 W IP40
185 LINEAR TUBE SLIM IP67

RECESSED LIGHTING

115 BUTTON 60 W IP67
115 BUTTON 100 W IP67
115 BUTTON 200 W IP67
119 INSERTO MEDIUM WO IP67
321 INSERTO MINI T / MINI T-E IP40
327 INSERTO MEDIUM 40 F IP40
331 INSERTO MEDIUM 65 F IP40
337 INSERTO MEDIUM 65 T IP40

PENDANTS

233 OKKIO 40 DUAL CABLE **IP40**

237 OKKIO 100 SD **IP30**

307 INSERTO MEDIUM 40 SD **IP40**

311 INSERTO MEDIUM 65 SD **IP40**

315 INSERTO MEDIUM 105 SD2 **IP40**

DOWNLIGHTS

PLUS 351 DOT IN LINE **IP40/IP65**

PLUS 357 NEW PLUS ONE / PLUS ONE SQ **IP30/IP40/ IP65**

PLUS 365 NEW INSIDE 40 R / INSIDE 40 AD **IP30/IP40/ IP65**

PLUS 373 INSIDE 60 R **IP30/IP44/ IP66**

PLUS 379 INSIDE 75 R **IP30/IP44/ IP66**

PLUS 387 INSIDE 75 WW **IP44**

PLUS 393 INSIDE 120 R **IP20**

399 INSIDE 60 SQ **IP40/IP65**

403 INSIDE 80 SQ **IP44**

407 INSIDE 120 SQ2 INSIDE 120 SQ3 **IP44**

411 MUSHROOM MINI PL **IP30**

415 MUSHROOM SMALL PL **IP30**

PLUS 345 NEW NICOLE **IP30/IP40/ IP65**

PLUS 423 DOT 30 **IP30**

PLUS 429 NEW DOT 45 / DOT 45 AD **IP30/IP40/ IP65**

39 ATRIA MINI **IP67**

PLUS 437 ATRIA 60 P **IP30/IP44/ IP66**

PLUS 443 ATRIA XS R **IP30/IP44/ IP66**

PLUS 451 NEW ATRIA 60 WW **IP66**

PLUS 451 ATRIA 90 WW **IP66**

457 ATRIA X1 **IP66**

457 ATRIA X1 R **IP66**

461 ATRIA X2 R **IP66**

PLUS 465 ATRIA X3 R **IP20**

PLUS 473 BASTER XS R **IP40/IP44/ IP66**

477 BASTER X1 R **IP66**

STEP LIGHTING

PLUS 485 DOT 30 FW **IP30**

PLUS 489 NEW ATRIA 66 FW **IP66**

PLUS 489 ATRIA 100 FW **IP66**

495 ELLIPSE 60 **IP40/IP67**

495 ELLIPSE 100 **IP40**

499 MICRO MEREZ **IP65**

499 MINI MEREZ **IP65**

499 MEREZ **IP65**

503 KUADRO 50 ROUND **IP40/IP65**

503 KUADRO 50 SQUARE **IP40/IP65**

79 LAPPEN **IP67**

A - J

A

- 83 AGENA **IP67**
- 39 ATRIA MINI **IP67**
- PLUS 45 NEW ATRIA IN **IP67**
- PLUS 437 DAME DESIGN AWARD NOMINATION 2021 ATRIA 60 P **IP30/IP44/ IP66**
- PLUS 443 ATRIA XS R **IP30/IP44/ IP66**
- PLUS 451 NEW ATRIA 60 WW **IP66**
- PLUS 451 ATRIA 90 WW **IP66**
- PLUS 489 NEW ATRIA 66 FW **IP66**
- PLUS 489 ATRIA 100 FW **IP66**

- 457 ATRIA X1 **IP66**
- 457 ATRIA X1 R **IP66**
- 461 ATRIA X2 R **IP66**
- PLUS 465 ATRIA X3 R **IP20**

B

- PLUS 473 BASTER XS R **IP30/IP44/ IP66**
- 477 BASTER X1 R **IP66**
- 265 BUTTON 100 CL **IP65**
- 265 BUTTON 200 CL **IP66**
- 91 BUTTON 60 SQ DO **IP67**

- 91 BUTTON 100 SQ DO **IP67**
- 91 BUTTON 200 SQ DO **IP67**
- 97 BUTTON 60 DO **IP67**
- 97 BUTTON 100 DO **IP67**
- 97 BUTTON 200 DO **IP67**
- 115 BUTTON 60 W **IP67**
- 115 BUTTON 100 W **IP67**
- 115 BUTTON 200 W **IP67**

D

- PLUS 351 DOT IN LINE **IP40/IP65**

- PLUS 423 DOT 30 **IP30**
- PLUS 485 DOT 30 FW **IP30**
- PLUS 429 NEW DOT 45 / DOT 45 AD **IP30/IP40/ IP65**

E

- 495 ELLIPSE 60 **IP40/IP67**
- 495 ELLIPSE 100 **IP40**

F

- 171 FIREFLY **IP66**

G

- 175 GARDEN RAZOR **IP66**

I

- 285 INSERTO MINI CL / MINI CL-E **IP40**
- 291 INSERTO SMALL CL **IP40**
- 295 INSERTO MEDIUM 40 CL **IP40**
- 301 INSERTO MEDIUM 65 CL **IP40**
- 321 INSERTO MINI T / MINI T-E **IP40**
- 327 INSERTO MEDIUM 40 F **IP40**
- 331 INSERTO MEDIUM 65 F **IP40**
- 337 INSERTO MEDIUM 65 T **IP40**
- 307 INSERTO MEDIUM 40 SD **IP40**

- 311 INSERTO MEDIUM 65 SD **IP40**
- 315 INSERTO MEDIUM 105 SD2 **IP40**
- 277 INSERTO MEDIUM 40 W **IP40**
- 285 INSERTO MEDIUM 105 W **IP40**
- 103 INSERTO MINI DO **IP67**
- 111 INSERTO MEDIUM DO **IP67**
- 119 INSERTO MEDIUM WO **IP67**
- 365 NEW INSIDE 40 R / INSIDE 40 AD **IP30/IP40/ IP65**
- PLUS 373 INSIDE 60 R **IP30/IP44/ IP66**
- PLUS 379 INSIDE 75 R **IP30/IP44/ IP66**

- PLUS 387 INSIDE 75 WW **IP44**
- PLUS 393 INSIDE 120 R **IP20**
- 399 INSIDE 60 SQ **IP40/IP65**
- 403 INSIDE 80 SQ **IP44**
- 407 INSIDE 120 SQ2 INSIDE 120 SQ3 **IP44**

J

- 179 JOLI 1 **IP65**
- 179 JOLI 2 **IP66**

K - Z

K

- 503 KUADRO 50 ROUND **IP40/IP65**
- 503 KUADRO 50 SQUARE **IP40/IP65**
- 245 KUBO 54 CL **IP41/IP54**
- 245 KUBO 54 AD **IP30**
- 249 KUBO 100 CL **IP66**
- 253 KUBO 54 W **IP67**
- 253 KUBO 54 W2 **IP67**
- 257 KUBO 100 W **IP66**

L

- 79 LAPPEN **IP67**
- 185 LINEAR TUBE SLIM **IP67**

M

- 127 MAIA MINI DUO **IP66**
- 131 MAIA DUO **IP66**
- 135 MAIA X1 DUO **IP66**
- 139 MAIA X2 DUO **IP66**
- 143 MAIA **IP66**
- 149 MAIA ET **IP66**

- 153 MAIA X1 **IP66**
- 499 MICRO MEREZ **IP65**
- 499 MINI MEREZ **IP65**
- 499 MEREZ **IP65**
- 51 MEROPE 70 **IP67**
- PLUS 55 MEROPE 100 WW **IP67**
- 61 MEROPE 100 **IP67**
- 61 MEROPE 100 AD **IP67**
- PLUS 67 MEROPE 140 WW **IP67**
- 73 MEROPE 140 **IP67**

- 73 MEROPE 140 AD **IP67**
- 167 MINI FIREFLY **IP66**
- 157 MINI TONDO **IP65**
- 269 MISS LIGHT 12 **IP40**
- 411 MUSHROOM MINI PL **IP30**
- 415 MUSHROOM SMALL PL **IP30**

N

- PLUS 345 DAME DESIGN AWARDS NOMINATED 2021 NICOLE **IP30/IP40/ IP65**

O

- 195 OKKIO 55 CL **IP44/IP54**
- 195 OKKIO 55 AD **IP30**
- PLUS 199 OKKIO 55 ADP **IP30**
- PLUS 203 OKKIO 60 WW **IP20**
- PLUS 209 OKKIO 80 CL **IP30/IP44/ IP66**
- PLUS 209 OKKIO 80 AD **IP30**
- 215 OKKIO 100 CL **IP66**
- 219 OKKIO 130 CL **IP66**
- 225 OKKIO 55 W **IP65**

- 225 OKKIO 55 W2 **IP67**
- 229 OKKIO 100 W **IP66**
- 229 OKKIO 100 W2 **IP66**
- 233 OKKIO 40 DUAL CABLE **IP40**
- 237 OKKIO 100 SD **IP30**

P

- PLUS 357 NEW PLUS ONE / PLUS ONE SQ **IP30/IP40/ IP65**

T

- 161 TONDO 90 **IP65**
- 161 TONDO 190 **IP65**

MADE IN ITALY FOR THE WORLD

WHO WE ARE

For more than 30 years we have been designing and manufacturing **innovative electronic solutions** that gave birth to outstanding products rewarded at European level.

From 2009 B LIGHT is a boutique firm in the lighting industry, designing and manufacturing in-house **quality luminaries** for high end projects all around the world in residential, hospitality and retail.

Attention to details, perfect finishes and innovative features make B LIGHT a manufacturer of luminaires "**designed to perfection**" which are recognized the best-in-class for indoor and outdoor lighting.

We are international by vocation: 90% of our products are shipped outside Italy and 100% are compliant with **UL and CSA listings** for the North American market.

The use of the most advanced technologies, the in-house manufacturing and the constant contact with sophisticated customers always demanding for new solutions, have developed in B LIGHT the ability to design and manufacture **bespoke luminaries**. Over the years custom products have grown substantially and today more than half of our production is made according to the specific requests of the highest demanding customers.

In the design of a new luminaire, we are inspired by the concept of "**light as a material for the architecture**". In architecture, we see a growing integration of shapes, materials and technology and our luminaires disappear merging with the architecture that hosts them to show only the lighting performances.



IT'S WHAT'S INSIDE THAT COUNTS AND MAKES THE DIFFERENCE

1 B LIGHT LED modules

We are a manufacturer that delivers quality luminaires and this is the reason why we **design and manufacture the LED modules** of our luminaires.

Our LED modules are tailor made to fit exactly into our luminaires. For each LED module we decide shape, dimension, wattage, lumen output, operating temperature and, as a consequence, **we control the quality of our luminaires**.

100% of our luminaires, undergo a **72-hour switched burn-in test** routine replicating extreme working conditions to ensure that each luminaire that leaves our factory works perfectly.



2 B LIGHT Unpolarized electronic system

Our LED modules integrate a **48 DC or 24 DC driver** and are **unpolarized**. Low voltage means safer use and long wiring distances easily reachable.

Low voltage also means compact luminaires, easier wiring and **lower installation costs** because a single power supply can be shared amongst several fixtures.

3 B LIGHT Thermal Sensor

It is common knowledge that heat is one of the main reasons for LED failure. **Excessive heat** compromises the performance of the luminaire and leads to a premature degradation of the lamp lumens and to a shift of the color temperature.

Since 2009, most of our luminaires are supplied with **LED modules designed with a thermal sensor** that detects overheat and, by self-regulating the current, controls temporarily the luminaire output. This feature guarantees that the luminaire will last with ambient temperature up to + 60°C / 140° F.

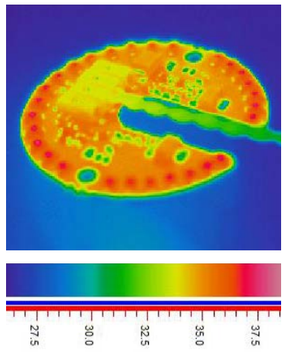

4 B LIGHT Safe wiring

It is normal practice to wire low voltage luminaires with the power switched off, because failing to do so may destroy the LED and the lifetime of the luminaire.

Our LED modules are equipped with **safety electronic components** to protect the luminaire against wrong connections.



IT'S WHAT'S INSIDE THAT COUNTS

5 B LIGHT Water stop technology

Our luminaires are sold all over the world and are subjected to **extreme weather conditions** that can compromise their service life.

Since 2012 we design our outdoor luminaires with a proprietary **water stop technology** that prevents **moisture** from rising through the wiring cable and settling inside the luminaire causing corrosion or destroying the LED and the components of the LED module.

6 Two wires dimming

Some of our luminaires integrate **two wires dimming driver** so that they can use a 24V DC or 48V DC DALI or 1-10V power supply to **dim the light**.

Dimming results are always great with smooth and visually **linear response**, deep dimming down to 0,1%-5%, **no flicker** throughout the dimming range and silent transition with **no humming sound**.



AND MAKES THE DIFFERENCE

7 B LIGHT Optical technology

Quality luminaires are not only long lasting products but also luminaires offering the highest lighting features.

Designing our luminaires using tailor-made LED modules enables to achieve the best lighting results because we can optimize the interaction between LED module, reflector and mechanical components.

B LIGHT PLUS Optical technology features outstanding optical performances thanks to innovative reflectors using specular reflective surfaces with microfacets.

The design of the reflectors enables a perfect overlapping between direct light and reflected light for a **precise and homogenous beam spread** if compared with conventional luminaires.

Our reflectors also offer a longitudinal cut-off delivering **glare free light** for visual comfort.

LUMINAIRES FOR TOTALLY GLARE FREE ZONES

WALLWASHERS AND FLOORWASHERS

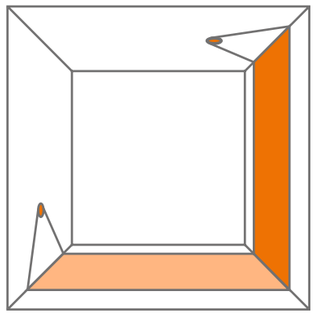

SPOTLIGHTS

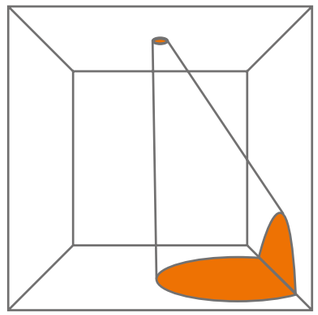

DOWNLIGHTS

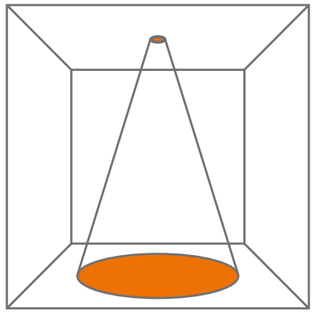

WALLWASHER DOWNLIGHTS

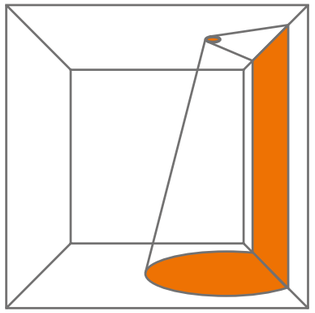

INTRODUCING

B LIGHT PLUS

OPTICAL TECHNOLOGY

A new range of luminaires for
indoor and outdoor use
featuring outstanding
optical performances

LUMINAIRES FOR TOTALLY
GLARE FREE
ZONES

WALLWASHERS AND FLOORWASHERS

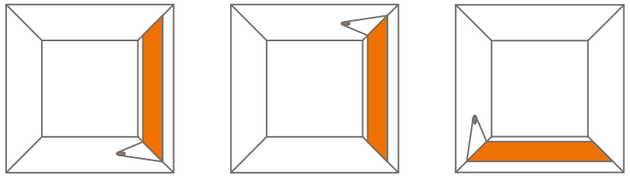

KEY FEATURES

Conventional uplights



Conventional downlights

1 Outstanding performance

B LIGHT PLUS



B LIGHT PLUS



A homogeneous light distribution is achieved from the lower or upper edge of the wall to be illuminated with **no visible dark zones**

Conventional uplights

2 No light pollution

B LIGHT PLUS

Because the **light is precisely focused towards the wall** to be illuminated, light pollution is virtually eliminated

LUMINAIRES FOR TOTALLY GLARE FREE ZONES

Conventional uplights

Conventional downlights

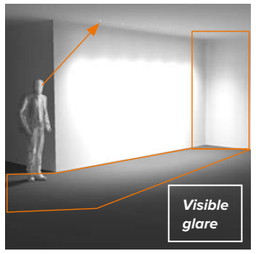

3 Glare free

B LIGHT PLUS

B LIGHT PLUS

Thanks to the design of the reflector the luminaire offers a **longitudinal cut-off** delivering glare free homogeneous light

Conventional downlights

4 Excellent vertical and horizontal uniformity

B LIGHT PLUS



Light is conveyed **precisely towards the wall** from the upper edge to the lower edge

WALLWASHERS AND FLOORWASHERS

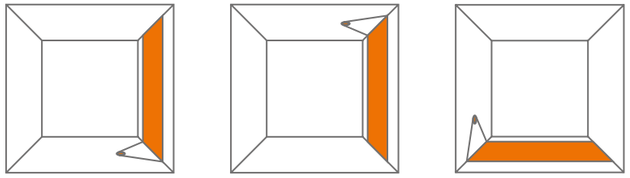

OPTIONS FOR DIFFERENT CEILING HEIGHTS

ATRIA IN
3W, 140lm
delivered

MEROPE 100 WW
8W, 430lm
delivered

MEROPE 140 WW
16W, 570lm
delivered

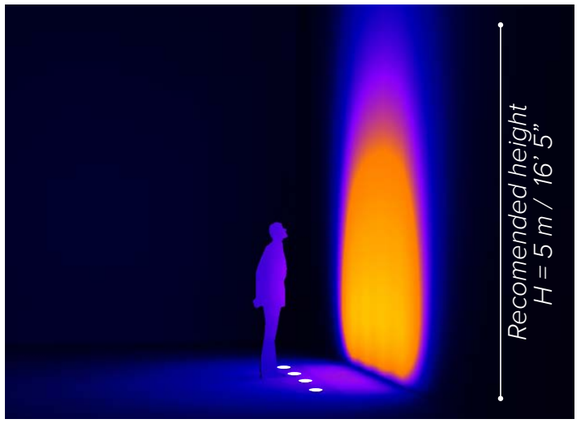

20lx | 50lx | 100lx | 200lx

OKKIO 60 WW
10W, 620lm
delivered



ATRIA 90 WW
8W, 470lm
delivered

INSIDE 75 WW
8W, 470lm
delivered



DOT 30 FW
1W, 25lm
delivered



ATRIA 100 FW
8W, 530lm
delivered



20lx | 50lx | 100lx | 200lx

DOWNLIGHTS AND WALLWASHER DOWNLIGHTS

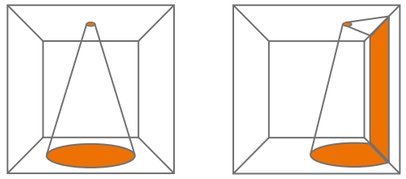

KEY FEATURES

Conventional downlights

1
Downlights with outstanding performance

B LIGHT PLUS

Overlapping between direct light and reflected light for a precise beam spread with **no corona effect**

Conventional downlights



2
Two in one: horizontal and vertical illuminance

B LIGHT PLUS

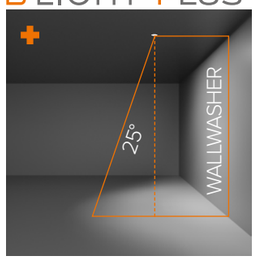

The wallwasher combines **two functions in one fixture: downlight 25° and wallwasher** for horizontal and vertical illuminance.

A homogeneous light distribution is achieved **from the upper edge of the wall to the floor**

DOWNLIGHTS AND WALLWASHER DOWNLIGHTS

Conventional downlights



B LIGHT PLUS

3
Glare free

Thanks to the design of the reflector the luminaires are glare free (**UGR<10**). The wallwasher downlight offers a **longitudinal cut-off** delivering homogeneous light on the floor and on the wall

Conventional downlights



B LIGHT PLUS

Conventional downlights



B LIGHT PLUS



4
No light scallops

Using the wallwasher, **vertical surfaces are perfectly lit** from the upper edges of the walls to the floor with no light scallops. **Your space look bigger**

WALLWASHER DOWNLIGHTS

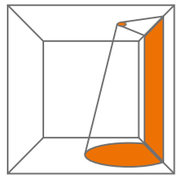

OPTIONS FOR DIFFERENT CEILING HEIGHTS

DOT 30
1,5W, 40lm
delivered



DOT 45
4W, 220lm
delivered

INSIDE 40 R
4W, 220lm
delivered



ATRIA 60 P
6W, 570lm
delivered

INSIDE 60 R
6W, 570lm
delivered

ATRIA XS R
10W, 790lm
delivered

INSIDE 75 R
10W, 790lm
delivered

ATRIA X3 R
23W, 2025lm
delivered

INSIDE 120 R
23W, 2025lm
delivered



ATRIA X3 R
30W, 2440lm
delivered

INSIDE 120 R
30W, 2440lm
delivered



20lx | 50lx | 100lx | 200lx

DOWNLIGHTS AND WALLWASHER DOWNLIGHTS

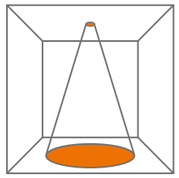

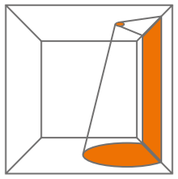

DOWNLIGHT 30° (**UGR<10**)



DOWNLIGHT 50° (**UGR<19**)



DOWNLIGHT 70° (**UGR<25**)



TWO IN ONE *(25° + WALLWASHER)*



UGR not available for wallwasher luminaires

WIDE CCT RANGE

2200K **CRI93**

2700K **CRI93**

3000K **CRI93**

4000K **CRI93**

tunable **1800K - 4000K** white

2200K

2700K



3000K

4000K



1800K - 4000K *(TUNABLE WHITE)*



B LIGHT PLUS

WALLWASHERS

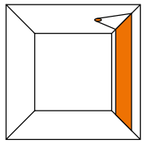

PAGE 203

OKKIO 60 WW
10W
IP30

PAGE 387

INSIDE 75 WW
8W
IP44

PAGE 451

ATRIA 60 WW
3W
IP66

PAGE 451

ATRIA 90 WW
8W
IP66

MONOPOINTS

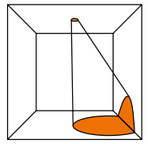

PAGE 199

OKKIO 55 ADP
10W
IP30

PAGE 209

OKKIO 80 AD
13W
IP30

PAGE 209

OKKIO 80 CL
13W
IP30 / IP44 / IP66

ADJUSTABLE DOWNLIGHTS

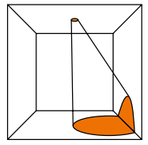

PAGE 473

BASTER XS R
10W
IP30 / IP44 / IP66

PAGE 429

DOT 45 AD
4W / 7W
IP40 / IP65

PAGE 365

INSIDE 40 AD
4W / 7W
IP40 / IP65

WALLWASHERS

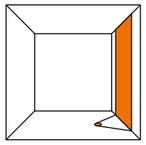

PAGE 45

ATRIA IN
3W
IP67

PAGE 55

MEROPE 100 WW
8W
IP67

PAGE 67

MEROPE 140 WW
16W
IP67

FLOORWASHERS

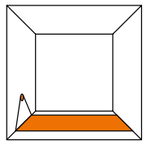



PAGE 485

DOT 30 FW
1W
IP30



PAGE 489

ATRIA 66 FW
3W
IP66

PAGE 489

ATRIA 100 FW
8W
IP66

DOWNLIGHTS

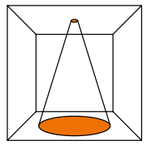

DOT IN LINE
4W / 7W
IP40 / IP65

PAGE 351

PLUS ONE / PLUS ONE SQ
10W
IP40 / IP65

PAGE 357

DOT 45
4W / 7W
IP40 / IP65

PAGE 429

INSIDE 40 R
4W / 7W
IP40 / IP65

PAGE 365

ATRIA 60 P
6W
IP30 / IP44 / IP66

PAGE 437

INSIDE 60 R
6W
IP30 / IP44 / IP66

PAGE 373

ATRIA XS R
10W
IP30 / IP44 / IP66

PAGE 443

INSIDE 75 R
10W
IP30 / IP44 / IP66

PAGE 379

ATRIA X3 R
23W or 30W
IP30

PAGE 465

INSIDE 120 R
23W or 30W
IP30

PAGE 393

WALLWASHER DOWNLIGHTS

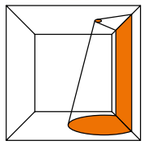

PAGE 133

DOT 30
1W / 1,5W
IP30

PLUS ONE
10W
IP30

DOT 45
4W / 7W
IP30

INSIDE 40 R
4W / 7W
IP30

ATRIA 60 P
6W
IP30 / IP44 / IP66

INSIDE 60 R
6W
IP30 / IP44 / IP66

ATRIA XS R
10W
IP30 / IP44 / IP66

INSIDE 75 R
10W
IP30 / IP44 / IP66

ATRIA X3 R
23W or 30W
IP30

INSIDE 120 R
23W or 30W
IP30



CUSTOM AND BESPOKE SPECIALISTS

WHY
B LIGHT

1



FRAMED DRIVE OVER

2

GARDEN RAZOR

3



FRAMELESS DRIVE OVER

4

GARDEN LIGHTING

5



YACHT

6

MAIA PROJECTORS

B LIGHT PLUS
OPTICAL TECHNOLOGY

7

8

CUSTOM SPECIALISTS

OKKIO SPOTLIGHTS

9

10

COMPLIANCE WITH **UL**
AND **CSA** LISTINGS

ENJOY OUR COLLECTION

IN-GROUND
uplights

NEW

ATRIA IN
WALLWASHER
SPOT, FLOOD



PLUS

Ø 59 mm - H 64 mm
Ø 2.3” - H 2.5”
IP67

MEROPE 100 WW
WALLWASHER

PLUS

Ø 100 / 115 mm - H 93 mm
Ø 3.9” / 4.5” - H 3.7”
IP67

MEROPE 140 WW
WALLWASHER

PLUS

Ø 140 / 150 mm - H 100 mm
Ø 5.5” / 5.9” - H 3.9”
IP67

MEROPE 70
NARROW SPOT,
SPOT, FLOOD, WIDE FLOOD

Ø 70 / 80 mm - H 73 mm
Ø 2.8” / 3.2” - H 2.9”
IP67

MEROPE 100
SPOT, FLOOD, WIDE FLOOD

Ø 100 / 115 mm - H 97 mm
Ø 3.94” / 4.53” - H 3.81”
IP67

MEROPE 140
SPOT, FLOOD, WIDE FLOOD

Ø 140 / 150 mm - H 100 mm
Ø 5.5” / 5.9” - H 3.9”
IP67

AGENA
GRAZER

Ø 99 mm - H 50 mm
Ø 3.9” - H 2”
IP67

MEROPE 100 AD ADJUSTABLE
SPOT, FLOOD, WIDE FLOOD

Ø 100 / 115 mm - H 107 mm
Ø 3.9” / 4.5” - H 4.2”
IP67

MEROPE 140 AD ADJUSTABLE
SPOT, FLOOD, WIDE FLOOD

Ø 140 / 150 mm - H 100 mm
Ø 5.5” / 5.9” - H 3.9”
IP67

LAPPEN
GRAZER

Ø 44 mm - H 67 mm
Ø 1.7” - H 2.6”
IP67

ATRIA MINI
SPOT, FLOOD

Ø 44 mm - H 60 mm
Ø 1.7” - H 2.4”
IP67

ATRIA MINI

SPECIFICATIONS

base code	66027
typology	Walkover uplight or downlight
mounting	In plasterboard using spring clip (code 69834) to be separately ordered as accessory, or in concrete using o-ring and housing box to be separately ordered as accessory
diameter	44 mm / 1.7”
height	60 mm / 2.4”
required depth	80 mm / 3.2” if mounting in plasterboard - 130 mm / 5.1” if mounting in concrete
first fit requirement	Yes, separate housing box for concrete (code 69301 or code 69391)
cut out	Plasterboard: 36 mm / 1.4” - Concrete: depending on housing box
construction	Turning and milling aluminum or stainless steel AISI 304. Lens: PMMA. Protective glass in PMMA complete with silicone gasket. Housing box in ABS (code 69391) or PVC (code 69301)
finishes	Bezel: anodized, stainless steel AISI 304 or powder coated when painted. Heat sink anodized or stainless steel AISI 304
ingress protection	IP67. North America wet location. Built-in protection from water infiltration and moisture
lamp type	LED array on printed circuit board. Remote power supply not included
lamp wattage	3W at 48V DC. North America: 3W at 24V DC
lamp lumens	280lm
delivered lumens	200lm (3000K CRI93, 30°)
lumen maintenance	50.000h L85
beam	20°, 30°. Honeycomb for visual comfort to be specifically ordered
kelvin	2200K CRI80, 2700K CRI93, 3000K CRI93 / 3 step MacAdam ellipse
special features	48V DC: unpolarized electronic system. 24V DC: reverse polarity protection. Thermal Sensor. Safe wiring. Two wires dimming. Water stop technology
dimming options	Push button, potentiometer, 0-10V, DALI, DMX, KNX. Dimming options depend on power supply and additional control units to be separately ordered as accessories
listings	CE, ETL listed for wet location

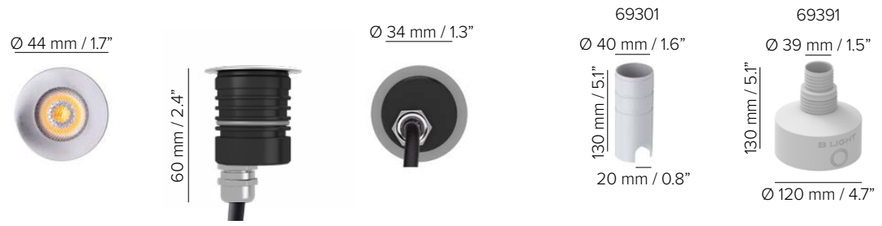



ATRIA MINI

ORDER CODE

BASE CODE

66027

A . POWER SUPPLY

- **8** 48V DC power supply NOT included
- **R** ETL listed 24V DC power supply NOT included

B . KELVIN

- **5** 3000K CRI93
- **8** 2700K CRI93
- **I** 2200K CRI80

C . BEAM

- **2** spot 20°
- **4** flood 30°

	BASE CODE	A	B	C	D	E	
Example:	**66027**	**8**	**8**	**4**	**5**	**B**	= **66027-8845B**

D . FINISHES

- **1** grey anodized
- **5** stainless steel bezel and body
- **F** golden bronze
- **R** stainless steel bezel, anodized body

E . LENS

- **A** honeycomb
- **B** clear



ATRIA MINI

ACCESSORIES

REQUIRED ACCESSORIES - *NOT INCLUDED*

	code	output power	input voltage / frequency		IP	dimensions mm
Power supply 48V DC, 1-10V[1] or ON/OFF* ambient temperature up to 60° C	69185	40W	90-305V	47-63Hz	IP67	L171xW62xH37
Power supply 48V DC*, DALI[1] ambient temperature up to 60° C	69195	75W	100-305V	47-63Hz	IP67	L180xW63xH36
Power supply 48V DC, 1-10V and DALI	69096	55W	99-264V	50-60Hz	IP20	L129xW76xH30

[1] for a perfect dimming, it is necessary that the power supply is saturated to 100%

Class 2 power supply
24V DC
ETL listed

Consult **B LIGHT North America**
Lighting Group Network
T: 212.775.6363
E: info@lightinggroupnetwork.com

69865



69847

code	description	dimensions mm
69865	IP68 connector, 1 IN - 1 OUT, 2 wires	W37xD22xH37
69847	IP68 connector, 1 IN - 2 OUT, parallel wiring, 2 wires	W45xD30xH17

OPTIONAL ACCESSORIES

69834

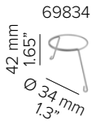

code	description	dimensions mm
69834	spring clip for plasterboard	Ø34xH42

69301

Ø 40 mm / 1.6"

20 mm / 0.8"

69391

Ø 39 mm / 1.5"

Ø 120 mm / 4.7"

code	description	dimensions mm
69301	indoor housing box for concrete	Ø40xH130
69391	outdoor housing box for concrete	Ø120xH130

*To choose the power supply, always add a spare 20% as safety margin.
See pag 511 for cable size and max wiring distance from power supply to last connected luminaire



ATRIA IN: WALLWASHER

ATRIA IN

NEW

PLUS

LUMINAIRES FOR TOTALLY GLARE FREE ZONES

SPECIFICATIONS

base code	66087
typology	Walkover uplight with optics on a 10° tilt for low glare or wallwasher
mounting	Using o-ring (included) and housing box to be separately ordered as accessory
diameter	59 mm / 2.3”
height	64 mm / 2.5”
required depth	130 mm / 5.1”
first fit requirement	Yes, separate housing box for concrete (code 69302 or code 69393)
floor cut out	Depending on housing box
construction	Turning and milling aluminum or stainless steel AISI 304. Lens 20° and 30°: PMMA. Wallwasher reflector: polycarbonate. Protective glass in PMMA complete with silicone gasket. Housing box in ABS (code 69393) or PVC (code 69302)
finishes	Bezel: stainless steel AISI 304 or powder coated. Heat sink anodized
ingress protection	IP67. North America wet location. Built-in protection from water infiltration and moisture
lamp type	LED array on printed circuit board. Remote power supply not included
lamp wattage	5W at 48V DC. North America: 5W at 24V DC. Wallwasher: 3W at 24V DC
lamp lumens	420lm. Wallwasher: 230lm
delivered lumens	310lm (3000K CRI93, 30°). Wallwasher: 140lm
lumen maintenance	50.000h L80
beam	20°, 30°. Optics on a 10° tilt for low glare. Honeycomb for visual comfort to be specifically ordered. Wallwasher: 5° - 75° towards the wall
kelvin	2200K CRI80, 2200K CRI90, 2700K CRI93, 3000K CRI93, 4000 CRI93 / 3 step MacAdam ellipse
special features	48V DC: unpolarized electronic system. 24V DC: reverse polarity protection. Thermal Sensor. Safe wiring. Two wires dimming. Water stop technology. The wallwasher offers longitudinal cut-off and delivers homogeneous light from the upper edge of the wall to the floor with no visible dark zones. Because light is precisely focused towards the wall, the luminaire is compliant with the rules against light pollution
dimming options	Push button, potentiometer, 0-10V, DALI, DMX, KNX. Dimming options depend on power supply and additional control units to be separately ordered as accessories
listings	CE, ETL listed for wet location

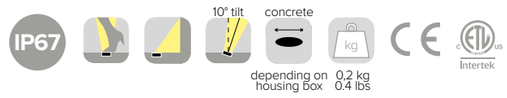

ATRIA IN

INSTALLATION GUIDE FOR WALLWASHER

FOR A GOOD UNIFORMITY OF LIGHT ON THE WALL, FOLLOW THESE RULES:

1

The **distance from the wall D** shall be H / 5

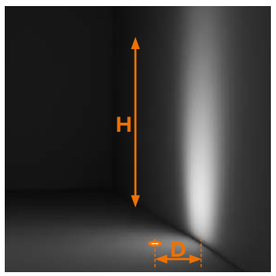

2

The **spacing between luminaires S** shall be **D x 0,8**



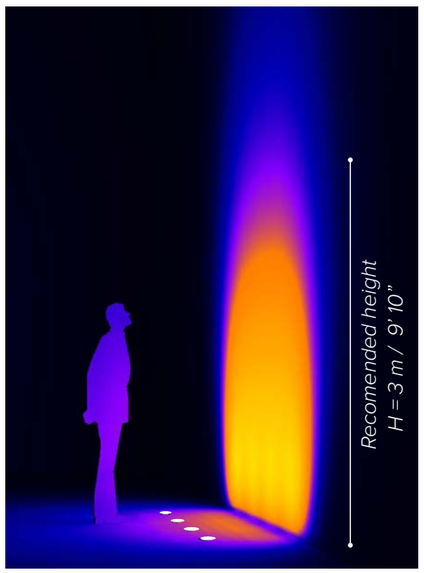

20lx 50lx 100lx 200lx

Example

H	3 m / 9' 10"	D	H / 5 = 0,6 m / 24"
		S	D x 0,8 = 0,5 m / 20"

INSTALLATION GUIDE FOR 20° AND 30° BEAM ANGLE

FOR A GOOD UNIFORMITY OF LIGHT ON THE WALL, FOLLOW THESE RULES:

1

The **distance from the wall D** shall be 0,2 - 0,3 m / 8" - 12"



2

The **spacing between luminaires S** and the **distance from the wall D** shall be:
S, spot 20° = 0,3 m / 12"
S, flood 30° = 0,4 m / 16"



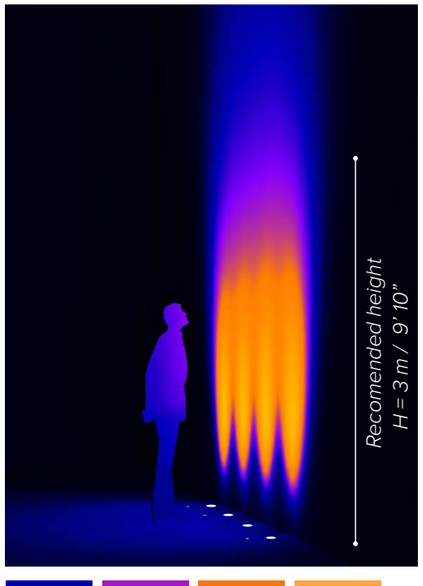

20lx 50lx 100lx 200lx

Since every project is different, use this installation guide as a starting point for your lighting design.
To further test the desired effect on your project, use the **photometric files** available on B LIGHT's website.

ATRIA IN

ORDER CODE

BASE CODE

66087

A . POWER SUPPLY

- **8** 48V DC power supply NOT included
- **9** 24V DC power supply NOT included *WALLWASHER ONLY*
- **R** ETL listed 24V DC power supply NOT included

B . KELVIN

- **4** 4000K CRI93
- **5** 3000K CRI93
- **8** 2700K CRI93
- **D** 2200K CRI90 *WALLWASHER ONLY*
- **I** 2200K CRI80

C . BEAM

- **2** spot 20°
- **4** flood 30°
- **W** Wallwasher *24V DC ONLY*

	BASE CODE	A	B	C	D	E	
Example:	**66087**	**9**	**8**	**W**	**F**	**B**	= **66087-98WFB**

D . FINISHES

- **A** grey *RAL 9006*
- **F** golden bronze
- **R** stainless steel bezel, anodized body

E . LENS

- **A** honeycomb *20° - 30° ONLY*
- **B** clear

WALLWASHER OPTIONS

FOR DIFFERENT CEILING HEIGHTS

MEROPE 100 WW
8W, 430lm delivered

SEE PAGE 55



MEROPE 140 WW
16W, 570lm delivered

SEE PAGE 67

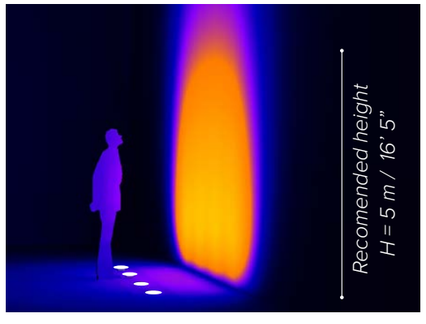



ATRIA IN: 30° BEAM

ATRIA IN

ACCESSORIES

REQUIRED ACCESSORIES - *NOT INCLUDED*

69302

69393

code	description	dimensions mm
69302	indoor housing box for concrete	Ø50xH130
69393	outdoor housing box for concrete	Ø120xH96

	code	output power	input voltage / frequency		IP	dimensions mm
Power supply 24V DC, ON/OFF* WALLWASHER ONLY	69041	18W	198-264V	50-60Hz	IP20	L124xW42xH30
Power supply 24V DC, 1-10V[1] WALLWASHER ONLY	69062	60W	90-305V	50-60Hz	IP67	L171xW62xH37
Power supply 24V DC, DALI [1] WALLWASHER ONLY	69201	75W	100-305V	47-63Hz	IP67	L180xW63xH36
	[1] for a perfect dimming, it is necessary that the power supply is saturated to 100%					
Power supply 48V DC*, ON/OFF	69181	40W	90-305V	47-63Hz	IP54	L163xW43xH32
Power supply 48V DC, 1-10V[1] or ON/OFF* ambient temperature up to 60° C	69185	40W	90-305V	47-63Hz	IP67	L171xW62xH37
	69186	60W	90-305V	47-63Hz	IP67	L171xW62xH37
Power supply 48V DC*, DALI[1] ambient temperature up to 60° C	69195	75W	100-305V	47-63Hz	IP67	L180xW63xH36
	[1] for a perfect dimming, it is necessary that the power supply is saturated to 100%					
Power supply 48V DC, 1-10V and DALI	69096	55W	99-264V	50-60Hz	IP20	L129xW76xH30

Class 2 power supply 24V DC
listed

Consult **B LIGHT North America**
Lighting Group Network
T: 212.775.6363
E: info@lightinggroupnetwork.com

69865

69847

code	description	dimensions mm
69865	IP68 connector, 1 IN - 1 OUT, 2 wires	W37xD22xH37
69847	IP68 connector, 1 IN - 2 OUT, parallel wiring, 2 wires	W45xD30xH17

*To choose the power supply, always add a spare 20% as safety margin.
See pag 511 for cable size and max wiring distance from power supply to last connected luminaire



MEROPE 70 - 4° BEAM ANGLE - FLUSH FACEPLATE

MEROPE 70

SPECIFICATIONS

base code	67038
typology	Uplight with a drive over load of 3,5 tonnes / 7000 lbs
mounting	Using housing box to be separately ordered as accessory
diameter	Flush faceplate: 70 mm / 2.8” Protunding faceplate: 80 mm / 3.2”
height	73 mm / 2.9” (straight cable exit) or 59 mm / 2.3” (90° cable exit)
required depth	Depending on housing box
first fit requirement	Yes, separate housing box: code 69482, 69484 or 69483 (adjustable height)
floor cut out	Depending on housing box
construction	Fixture: turning and milling aluminum. Faceplate in stainless steel AISI 304. Stainless steel A2 screws. Protective tempered glass complete with silicone gasket. Reflector: polycarbonate. Housing box in PVC
finishes	Fixture anodized and faceplate in brushed stainless steel AISI 304. Glass surface
ingress protection	IP67. North America wet location. Built-in protection from water infiltration and moisture
lamp type	LED array on printed circuit board. MEROPE 70 4°: Power LED. Remote power supply not included
lamp wattage	MEROPE 70: 5W at 48V DC. North America 24V DC. MEROPE 70 4°: 4W at 48V DC. North America 24V DC
lamp lumens	MEROPE 70: 630lm MEROPE 70 4°: 2700K CRI93 - 240lm, 3000K CRI93 - 280lm, 4000K CRI93 - 300lm
delivered lumens	MEROPE 70: 420lm (3000K CRI93, 36°) MEROPE 70 4°: 170lm (3000K CRI93)
lumen maintenance	50.000h L80
beam	4°, 16°, 36°, 45°. Honeycomb for visual comfort included (4° with clear lens)
kelvin	2200K CRI80, 2200K CRI93, 2700K CRI93, 3000K CRI93 / 3 step MacAdam ellipse
special features	MEROPE 70: 48V DC: unpolarized electronic system. 24V DC: reverse polarity protection. Thermal Sensor. Safe wiring. Two wires dimming. Water stop technology MEROPE 70 4°: On/off only. Unpolarized electronic system. Thermal Sensor. Safe wiring. Water stop technology
dimming options	Push button, potentiometer, 0-10V, DALI, DMX, KNX. Dimming options depend on power supply and additional control units to be separately ordered as accessories. MEROPE 70 - 4° On/off only
listings	CE, ETL listed for wet location

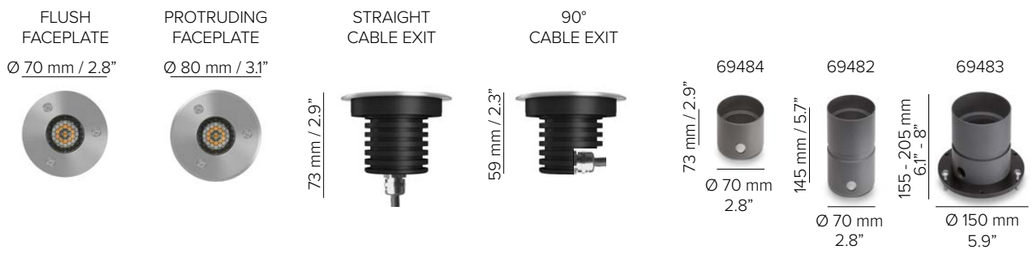

MEROPE 70

ORDER CODE

BASE CODE

67038

A . POWER SUPPLY

- **8** 48V DC power supply NOT included
- **R** ETL listed 24V DC power supply NOT included

B . KELVIN

- **5** 3000K CRI93
- **8** 2700K CRI93
- **D** 2200K CRI93[1]
- **I** 2200K CRI80

[1] *NARROW BEAM 4° ONLY*

C . BEAM

- **N** narrow beam 4°
- **2** spot 16°
- **4** flood 36°
- **5** wide flood 45°

D . FINISHES

- **A** stainless steel flush faceplate

- **B** stainless steel protruding faceplate

	BASE CODE	A	B	C	D	E	F	G	
Example:	**67038**	**8**	**8**	**4**	**A**	**A**	**S**	**A**	= **67038-884AASA**

E . LENS

- **A** honeycomb

- **B** clear [2]

[2] *NARROW BEAM 4° ONLY*

F . OTHER

- **S** screws on faceplate

G . HEIGHT

- **A** straight cable exit

- **B** 90° cable exit *(indoor only)* [4]

[4] *NOT AVAILABLE FOR NARROW BEAM 4°*

MEROPE 70

ACCESSORIES

REQUIRED ACCESSORIES - *NOT INCLUDED*

69482 69484 69483

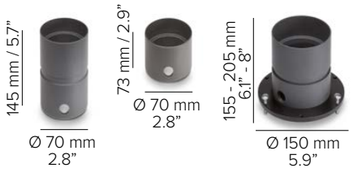

code	description	dimensions mm
69482	housing box for concrete	Ø70x145
69484	indoor housing box for concrete	Ø70x73
69483	height adjustable housing box for concrete	Ø150xH155-205

Power supply
48V DC, 1-10V[1] or ON/OFF*
ambient temperature up to 60° C

code	output power	input voltage / frequency		IP	dimensions mm
69185	40W	90-305V	47-63Hz	IP67	L171xW62xH37
69186	60W	90-305V	47-63Hz	IP67	L171xW62xH37

Power supply
48V DC*, DALI[1]
ambient temperature up to 60° C

69195	75W	100-305V	47-63Hz	IP67	L180xW63xH36

[1] for a perfect dimming, it is necessary that the power supply is saturated to 100%

Power supply
48V DC, 1-10V and DALI

69096	55W	99-264V	50-60Hz	IP20	L129xW76xH30

Class 2 power supply
24V DC
ETL listed

Consult **B LIGHT North America**
Lighting Group Network
T: 212.775.6363
E: info@lightinggroupnetwork.com

69842 69847

MEROPE 70 ONLY

code	description	dimensions mm
69842	IP68 connector, 1 IN - 1 OUT, 2 wires	W37xD22xH37
69847	IP68 connector, 1 IN - 2 OUT, parallel wiring, 2 wires	W45xD30xH17

MEROPE 70 - 4° ONLY

69843 69841



code	description	dimensions mm
69841	IP68 connector, 1 IN - 1 OUT, 3 wires	W42xD29xH42
69843	IP68 connector, 1 IN - 3 OUT, parallel wiring, 4 wires	W78xD30xH20

FACEPLATE OPTIONS

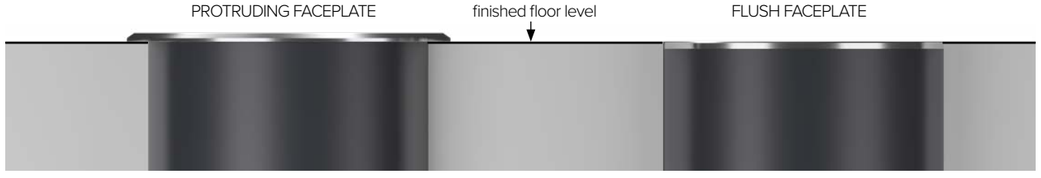

*To choose the power supply, always add a spare 20% as safety margin.
See pag 511 for cable size and max wiring distance from power supply to last connected luminaire



MEROPE 100 WW

LUMINAIRES FOR TOTALLY GLARE FREE ZONES

SPECIFICATIONS

base code	67054
typology	Wallwasher uplight with a drive over load of 3,5 tonnes / 7000 lbs
mounting	Using housing box to be separately ordered as accessory
diameter	Flush faceplate: 100 mm / 3.9”. Protruding faceplate: 115 mm / 4.5”
height	93 mm / 3.7”
required depth	Depending on housing box
first fit requirement	Yes, separate housing box: code 69477 or 69478 for millimetric height adjustment from 0 to 50 mm / from 0” to 2”
floor cut out	Depending on housing box
construction	Fixture: turning and milling aluminum. Faceplate in stainless steel AISI 304. Stainless steel A2 screws. Protective tempered glass complete with silicone gasket. Reflector: polycarbonate. Housing box in PVC
finishes	Fixture anodized and faceplate in brushed stainless steel AISI 304. Glass surface
ingress protection	IP67. North America wet location. Built-in protection from water infiltration and moisture
lamp type	LED array on printed circuit board. Remote power supply not included
lamp wattage	8W at 48V DC. North America: 8W at 24V DC
lamp lumens	720lm
delivered lumens	430lm
lumen maintenance	50.000h L90
beam	Wallwasher: 5° - 75° towards the wall
kelvin	2200K CRI80, 2200K CRI90, 2700K CRI93, 3000K CRI93 and 4000K CRI93 / 3 step MacAdam ellipse
special features	48V DC: unpolarized electronic system. 24V DC: reverse polarity protection. Thermal Sensor. Safe wiring. Two wires dimming. Water stop technology. Thanks to the design of the reflector, the luminare offers longitudinal cut-off and delivers homogeneous light from the upper edge of the wall to the floor with no visible dark zones. Because light is precisely focused towards the wall, the luminaire is compliant with the rules against light pollution
dimming options	Push button, potentiometer, 0-10V, DALI, DMX, KNX. Dimming options depend on power supply and additional control units to be separately ordered as accessories
listings	CE, ETL listed for wet location

FLUSH FACEPLATE

Ø 100 mm / 3.9”

PROTRUDING FACEPLATE

Ø 115 mm / 4.5”

69477

Ø 100 mm / 3.9”

69478

Ø 150 mm / 5.9”

IP67 | 3.5 tonnes 7000 lbs | IK08 | depending on housing box | 0,95 kg 2.1 lbs | CE | Intertek



MEROPE 100 WW

INSTALLATION GUIDE

FOR A GOOD UNIFORMITY OF LIGHT ON THE WALL, FOLLOW THESE RULES:

1

The **distance from the wall D** shall be H / 5



2

The **spacing between luminaires S** shall be **D x 0,8**



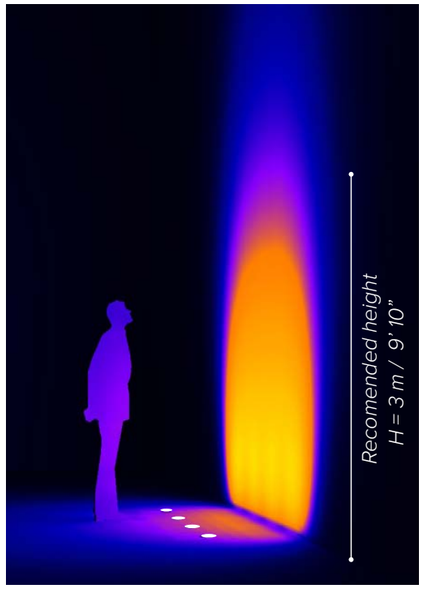

20lx | 50lx | 100lx | 200lx

Example

H	3 m / 9' 10"	D	H / 5 = 0,6 m / 24"
		S	D x 0,8 = 0,5 m / 20"

WALLWASHER OPTIONS

FOR DIFFERENT CEILING HEIGHTS

ATRIA IN
3W, 140lm delivered

SEE PAGE 45



MEROPE 140 WW
16W, 570lm delivered

SEE PAGE 67



Since every project is different, use this installation guide as a starting point for your lighting design.
To further test the desired effect on your project, use the **photometric files** available on B LIGHT's website.

MEROPE 100 WW

ORDER CODE

BASE CODE

67054

A . POWER SUPPLY

8 48V DC power supply NOT included

R listed 24V DC power supply NOT included

B . KELVIN

4 4000K CRI93

5 3000K CRI93

8 2700K CRI93

D 2200K CRI90 *NORTH AMERICA ONLY*

I 2200K CRI80

C . BEAM

W Wallwasher

	BASE CODE	A	B	C	D	E	
Example:	**67054**	**8**	**8**	**W**	**B**	**S**	= **67054-88WBS**

D . FINISHES

A stainless steel flush faceplate

B stainless steel protruding faceplate

E . OTHER

S screws on faceplate

FACEPLATE OPTIONS

MEROPE 100 WW

ACCESSORIES

REQUIRED ACCESSORIES - *NOT INCLUDED*

69477

69478

69592

code	description	dimensions mm
69477	housing box for concrete	Ø100xH149
69478	height adjustable housing box for concrete	Ø150xH154-214
69592	suction cup for the extraction of the luminaire	W50xH40

Power supply
48V DC, 1-10V[1] or ON/OFF*
ambient temperature up to 60° C

Power supply
48V DC, DALI[1]
ambient temperature up to 60° C

code	output power	input voltage / frequency		IP	dimensions mm
69185	40W	90-305V	47-63Hz	IP67	L171xW62xH37
69186	60W	90-305V	47-63Hz	IP67	L171xW62xH37
69187	100W	90-305V	47-63Hz	IP67	L220xW68xH39
69195	75W	100-305V	47-63Hz	IP67	L180xW63xH36
69196	100W	100-305V	47-63Hz	IP67	L199xW63xH36

[1] for a perfect dimming, it is necessary that the power supply is saturated to 100%

Power supply
48V DC, 1-10V and DALI

69096	55W	99-264V	50-60Hz	IP20	L129xW76xH30

Class 2 power supply
24V DC
listed

Consult **B LIGHT North America**
Lighting Group Network
T: 212.775.6363
E: info@lightinggroupnetwork.com

69842

69847

code	description	dimensions mm
69842	IP68 connector, 1 IN - 1 OUT, 2 wires	W37xD22xH37
69847	IP68 connector, 1 IN - 2 OUT, parallel wiring, 2 wires	W45xD30xH17

*To choose the power supply, always add a spare 20% as safety margin.
See pag 511 for cable size and max wiring distance from power supply to last connected luminaire



MEROPE 100 / MEROPE 100 AD

SPECIFICATIONS

base code	MEROPE 100: 67032 - MEROPE 100 AD: 67044
typology	MEROPE 100: Uplight with a drive over load of 3,5 tonnes / 7000 lbs MEROPE 100 AD: Adjustable uplight with a drive over load of 3,5 tonnes / 7000 lbs
mounting	Using housing box to be separately ordered as accessory
diameter	Flush faceplate: 100 mm / 3.9”. Protruding faceplate: 115 mm / 4.5”
height	MEROPE 100: 97 mm / 3.8” - MEROPE 100 AD: 86 mm / 3.4”
required depth	Depending on housing box
first fit requirement	Yes, separate housing box: code 69477 or 69478 for millimetric height adjustment from 0 to 50 mm / from 0” to 2”
floor cut out	Depending on housing box
construction	Fixture: turning and milling aluminum. Faceplate in stainless steel AISI 304. Stainless steel A2 screws. Protective tempered glass complete with silicone gasket. Reflector: polycarbonate. Housing box in PVC
finishes	Fixture anodized and faceplate in brushed stainless steel AISI 304. Glass surface
ingress protection	IP67. North America wet location. Built-in protection from water infiltration and moisture
lamp type	MEROPE 100: COB. MEROPE 100 AD: LED array on printed circuit board. Remote power supply not included
lamp wattage	MEROPE 100: 12W at 48V DC. North America: 12W at 350 mA MEROPE 100 AD: 5W at 48V DC. North America: 12W at 24V DC
lamp lumens	MEROPE 100: 1320lm. MEROPE 100 AD: 540lm
delivered lumens	MEROPE 100: 980lm. MEROPE 100 AD: 340lm
lumen maintenance	50.000h L90
beam	MEROPE 100: 26°, 37°, 51°. Honeycomb for visual comfort to be specifically ordered MEROPE 100 AD: 20°, 30°. Tilt system from 0° to 20° allowing adjustment without opening the luminaire
kelvin	2200K CRI80, 2700K CRI93, 3000K CRI93 and 4000K CRI93 / 3 step MacAdam ellipse
special features	MEROPE 100: 48V DC: unpolarized electronic system. 24V DC: reverse polarity protection. Thermal Sensor. Safe wiring. Two wires dimming. Water stop technology MEROPE 100 AD: 48V DC: unpolarized electronic system. 24V DC: reverse polarity protection. Thermal Sensor. Two wires dimming
dimming options	Push button, potentiometer, 0-10V, DALI, DMX, KNX. Dimming options depend on power supply and additional control units to be separately ordered as accessories
listings	CE, ETL listed for wet location

FLUSH FACEPLATE

Ø 100 mm / 3.9”

PROTRUDING FACEPLATE

Ø 115 mm / 4.5”

MEROPE 100

MEROPE 100 AD

69477

Ø 100 mm / 3.9”

69478

Ø 150 mm / 5.9”

IP67 | 3,5 tonnes 7000 lbs | IK08 | MEROPE 100 | MEROPE 100 AD +/- 20° | depending on housing box | 0,85 kg 1.9 lbs | CE | Intertek



MEROPE 100 / MEROPE 100 AD

ORDER CODE

BASE CODE

67032	MEROPE 100	12W
67044	MEROPE 100 AD	5W

A . POWER SUPPLY

- **8** 48V DC power supply NOT included
- **R** ETL listed 24V DC power supply NOT included *MEROPE 100 AD ONLY*
- **U** ETL listed 350 mA power supply NOT included *MEROPE 100 ONLY*

B . KELVIN

- **4** 4000K CRI93 [1]
- **5** 3000K CRI93
- **8** 2700K CRI93
- **I** 2200K CRI80 [2]

[1] 4000K not available for MEROPE 100 AD

[2] 2200K available for MEROPE 100 AD only

C . BEAM

MEROPE 100

- **2** spot 26°
- **4** flood 37°
- **5** wide flood 51°

MEROPE 100 AD

- **2** spot 20°
- **4** flood 30°

D . FINISHES

- **A** stainless steel flush faceplate

- **B** stainless steel protruding faceplate

	BASE CODE	A	B	C	D	E	F	
Example:	**67032**	**8**	**5**	**2**	**A**	**A**	**S**	= **67032-852AAS**

E . LENS

- **A** honeycomb *MEROPE 100 ONLY*

- **B** clear

F . OTHER

- **S** screws on faceplate

MEROPE 100

Beam angles: 26°, 37°, 51°

MEROPE 100 AD

Beam angles: 20°, 30°

TILT SYSTEM ALLOWING ON SITE ADJUSTMENT FROM 0° TO 20° WITHOUT OPENING THE LUMINAIRE

FACEPLATE OPTIONS

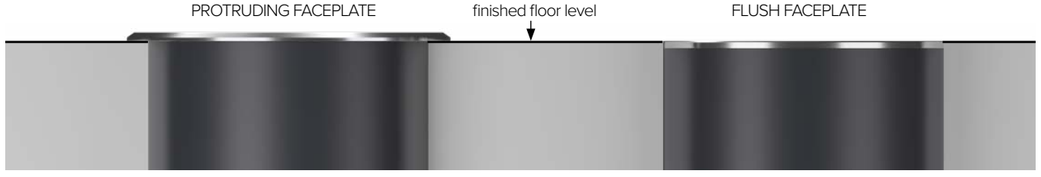

MEROPE 100 / MEROPE 100 AD

ACCESSORIES

REQUIRED ACCESSORIES - *NOT INCLUDED*

69477

69478

code	description	dimensions mm
69477	housing box for concrete	Ø100xH149
69478	height adjustable housing box for concrete	Ø150xH154-214
69592	suction cup for the extraction of the luminaire	W50xH40

69592

Power supply
48V DC*, ON/OFF
ambient temperature up to 60° C
(1-10V[1] for MEROPE 100 AD ONLY)

code	output power	input voltage / frequency		IP	dimensions mm
69185	40W	90-305V	47-63Hz	IP67	L171xW62xH37
69186	60W	90-305V	47-63Hz	IP67	L171xW62xH37
69187	100W	90-305V	47-63Hz	IP67	L220xW68xH39

Power supply
48V DC*, DALI[1]
ambient temperature up to 60° C

69195	75W	100-305V	47-63Hz	IP67	L180xW63xH36
69196	100W	100-305V	47-63Hz	IP67	L199xW63xH36

[1] for a perfect dimming, it is necessary that the power supply is saturated to 100%

Power supply
48V DC, 1-10V and DALI
(MEROPE 100 AD ONLY)

69096	55W	99-264V	50-60Hz	IP20	L129xW76xH30

Class 2 power supply
24V DC
350 mA
listed

Consult **B LIGHT North America**
Lighting Group Network
T: 212.775.6363
E: info@lightinggroupnetwork.com

69842

69847

code	description	dimensions mm
69842	IP68 connector, 1 IN - 1 OUT	W37xD22xH37
69847	IP68 connector, 1 IN - 2 OUT, parallel wiring	W45xD30xH17

*To choose the power supply, always add a spare 20% as safety margin.
See pag 511 for cable size and max wiring distance from power supply to last connected luminaire



MEROPE 140 WW

LUMINAIRES FOR TOTALLY GLARE FREE ZONES

SPECIFICATIONS

base code	67056
typology	Wallwasher uplight with a drive over load of 3,5 tonnes / 7000 lbs
mounting	Using housing box to be separately ordered as accessory
diameter	Flush faceplate: 140 mm / 5.5”. Protruding faceplate: 150 mm / 5.9”
height	100 mm / 3.9”
required depth	Depending on housing box
first fit requirement	Yes, separate housing box: code 69561 for millimetric height adjustment from 0 to 50 mm / from 0” to 2”
floor cut out	Depending on housing box
construction	Fixture: turning and milling aluminum. Faceplate in stainless steel AISI 304. Stainless steel A2 screws. Protective tempered glass complete with silicone gasket. Reflector: polycarbonate. Housing box in PVC
finishes	Fixture anodized and faceplate in brushed stainless steel AISI 304. Glass surface
ingress protection	IP67. North America wet location. Built-in protection from water infiltration and moisture
lamp type	LED array on printed circuit board. Remote power supply not included
lamp wattage	16W at 48V DC. North America: 16W at 24V DC
lamp lumens	1440lm
delivered lumens	570lm
lumen maintenance	50.000h L90
beam	Wallwasher: 5° - 75° towards the wall
kelvin	2200K CRI80, 2200K CRI90, 2700K CRI93, 3000K CRI93 and 4000K CRI93 / 3 step MacAdam ellipse
special features	48V DC: unpolarized electronic system. 24V DC: reverse polarity protection. Thermal Sensor. Safe wiring. Two wires dimming. Water stop technology. Thanks to the design of the reflector, the luminare offers longitudinal cut-off and delivers homogeneous light from the upper edge of the wall to the floor with no visible dark zones. Because light is precisely focused towards the wall, the luminaire is compliant with the rules against light pollution
dimming options	Push button, potentiometer, 0-10V, DALI, DMX, KNX. Dimming options depend on power supply and additional control units to be separately ordered as accessories
listings	CE, ETL listed for wet location

FLUSH FACEPLATE

Ø 140 mm / 5.5”

PROTRUDING FACEPLATE

Ø 150 mm / 5.9”

100 mm / 3.9”

69561

120 - 170 mm
4.7” - 6.7”

Ø 195 mm / 7.7”

IP67 | 3,5 tonnes 7000 lbs | IK08 | depending on housing box | 1,7 kg 3.75 lbs | CE | Intertek



MEROPE 140 WW

INSTALLATION GUIDE

FOR A GOOD UNIFORMITY OF LIGHT ON THE WALL, FOLLOW THESE RULES:

1

The **distance from the wall D** shall be H / 5



2

The **spacing between luminaires S** and the **distance from the wall D** shall be the same





20lx 50lx 100lx 200lx

Example

H	5 m / 16' 5"	**S, D**	1 m / 3' 3"

WALLWASHER OPTIONS

FOR DIFFERENT CEILING HEIGHTS

ATRIA IN
3W, 140lm delivered

SEE PAGE 45

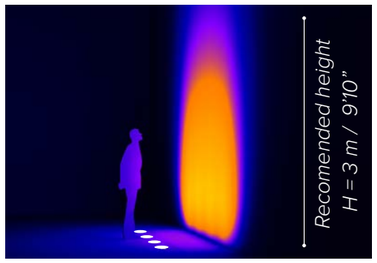



MEROPE 100 WW
8W, 439lm delivered

SEE PAGE 55

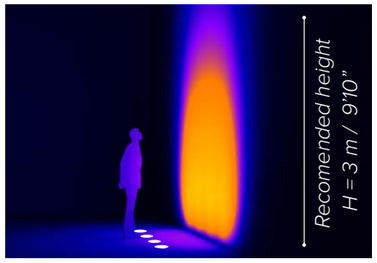

Since every project is different, use this installation guide as a starting point for your lighting design.
To further test the desired effect on your project, use the **photometric files** available on B LIGHT's website.

MEROPE 140 WW

ORDER CODE

BASE CODE

67056

A . POWER SUPPLY

8 48V DC power supply NOT included

R listed 24V DC power supply NOT included

B . KELVIN

4 4000K CRI93

5 3000K CRI93

8 2700K CRI93

D 2200K CRI90 *NORTH AMERICA ONLY*

I 2200K CRI80

C . BEAM

W Wallwasher

	BASE CODE	A	B	C	D	E	
Example:	**67056**	**8**	**8**	**W**	**B**	**S**	= **67056-88WBS**

D . FINISHES

A stainless steel flush faceplate

B stainless steel protruding faceplate

E . OTHER

S screws on faceplate

FACEPLATE OPTIONS

MEROPE 140 WW

ACCESSORIES

REQUIRED ACCESSORIES - *NOT INCLUDED*

69561

69593

code	description	dimensions mm
69561	height adjustable housing box for concrete	Ø195xH120-170
69593	suction cup for the extraction of the luminaire	W80xH50

Power supply 48V DC, 1-10V[1] or ON/OFF* ambient temperature up to 60° C

Power supply 48V DC, DALI[1] ambient temperature up to 60° C

code	output power	input voltage / frequency		IP	dimensions mm
69185	40W	90-305V	47-63Hz	IP67	L171xW62xH37
69186	60W	90-305V	47-63Hz	IP67	L171xW62xH37
69187	100W	90-305V	47-63Hz	IP67	L220xW68xH39
69195	75W	100-305V	47-63Hz	IP67	L180xW63xH36
69196	100W	100-305V	47-63Hz	IP67	L199xW63xH36

[1] for a perfect dimming, it is necessary that the power supply is saturated to 100%

Power supply 48V DC, 1-10V and DALI

69096	55W	99-264V	50-60Hz	IP20	L129xW76xH30

Class 2 power supply 24V DC listed

Consult **B LIGHT North America**
Lighting Group Network
T: 212.775.6363
E: info@lightinggroupnetwork.com

69842



69847

code	description	dimensions mm
69842	IP68 connector, 1 IN - 1 OUT, 2 wires	W37xD22xH37
69847	IP68 connector, 1 IN - 2 OUT, parallel wiring, 2 wires	W45xD30xH17

*To choose the power supply, always add a spare 20% as safety margin.
See pag 511 for cable size and max wiring distance from power supply to last connected luminaire

MEROPE 140 - PROTRUDING FACEPLATE

MEROPE 140 / MEROPE 140 AD

SPECIFICATIONS

base code	MEROPE 140: 67036 - MEROPE 140 AD: 67034
typology	MEROPE 140: Uplight with a drive over load of 3,5 tonnes / 7000 lbs. MEROPE 140 AD: Adjustable uplight with a drive over load of 3,5 tonnes / 7000 lbs
mounting	Using housing box to be separately ordered as accessory
diameter	Flush faceplate: 140 mm / 5.5” Protruding faceplate: 150 mm / 5.9”
height	MEROPE 140 / 140 AD: 100 mm / 3.9”
required depth	136 - 196 mm / 5.4” - 7.7”
first fit requirement	Yes, separate housing box: code 69561 for millimetric height adjustment from 0 to 50 mm / from 0” to 2”
floor cut out	175 mm / 6.9”
construction	Fixture: turning and milling aluminum. Faceplate in stainless steel AISI 304. Stainless steel A2 screws. Protective tempered glass complete with silicone gasket. Reflector: polycarbonate. Housing box in PVC
finishes	Fixture anodized and faceplate in brushed stainless steel AISI 304. Glass surface
ingress protection	IP67. North America wet location. Built-in protection from water infiltration and moisture
lamp type	COB. Remote power supply not included
lamp wattage	MEROPE 140: 20W at 48V DC. North America: 20W at 700 mA MEROPE 140 AD: 12W at 48V DC. North America: 12W at 350 mA
lamp lumens	MEROPE 140: 2480lm. MEROPE 140 AD: 1320lm
delivered lumens	MEROPE 140: 920lm. MEROPE 140 AD: 400lm
lumen maintenance	50.000h L90
beam	12°, 24°, 32°. Honeycomb for visual comfort included. MEROPE 140 AD: Tilt system, from 0° to 20° allowing adjustment without opening the luminaire. Honeycomb for visual comfort included
kelvin	2700K CRI93, 3000K CRI93 and 4000K CRI93 / 3 step MacAdam ellipse
special features	MEROPE 140: 48V DC: unpolarized electronic system. 24V DC: reverse polarity protection. Thermal Sensor. Safe wiring. Two wires dimming. Water stop technology MEROPE 140 AD: 48V DC: unpolarized electronic system. 24V DC: reverse polarity protection. Thermal Sensor. Two wires dimming
dimming options	Push button, potentiometer, 0-10V, DALI, DMX, KNX. Dimming options depend on power supply and additional control units to be separately ordered as accessories
listings	CE, ETL listed for wet location

FLUSH FACEPLATE

Ø 140 mm / 5.5”

PROTRUDING FACEPLATE

Ø 150 mm / 5.9”

MEROPE 140

100 mm / 3.9”

MEROPE 140 AD

100 mm / 3.9”

69561

120 - 170 mm
4.7” - 6.7”

Ø 195 mm / 7.7”

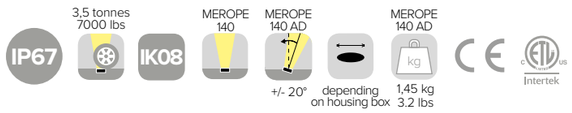

MEROPE 140 / MEROPE 140 AD

ORDER CODE

BASE CODE

67036	MEROPE 140	20W
67034	MEROPE 140 AD	12W

A . POWER SUPPLY

- **8** 48V DC power supply NOT included
- **U** ETL listed 350/700 mA power supply NOT included

B . KELVIN

- **4** 4000K CRI93
- **5** 3000K CRI93
- **8** 2700K CRI93

C . BEAM

- **2** spot 12°
- **4** flood 24°
- **5** wide flood 32°

	BASE CODE	A	B	C	D	E	
Example:	**67036**	**8**	**5**	**2**	**A**	**S**	= **67036-852AS**

D . FINISHES

- **A** stainless steel flush faceplate
- **B** stainless steel protruding faceplate

E . OTHER

- **S** screws on faceplate

MEROPE 140

Beam angles: 12°, 24°, 32°

MEROPE 140 AD

Beam angles: 12°, 24°, 32°



TILT SYSTEM ALLOWING ON SITE ADJUSTMENT FROM 0° TO 20° WITHOUT OPENING THE LUMINAIRE

FACEPLATE OPTIONS

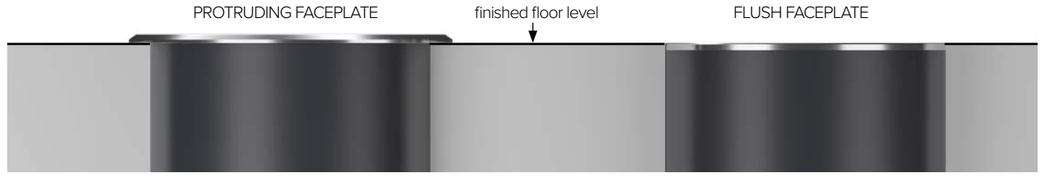

MEROPE 140 / MEROPE 140 AD

ACCESSORIES

REQUIRED ACCESSORIES - *NOT INCLUDED*

69561

code	description	dimensions mm
69561	height adjustable housing box for concrete	Ø195xH120-170
69593	suction cup for the extraction of the luminaire	W80xH50

69593

Power supply
48V DC*, ON/OFF
ambient temperature up to 60° C

Power supply
48V DC*, DALI[1]
ambient temperature up to 60° C

code	output power	input voltage / frequency		IP	dimensions mm
69185	40W	90-305V	47-63Hz	IP67	L171xW62xH37
69186	60W	90-305V	47-63Hz	IP67	L171xW62xH37
69187	100W	90-305V	47-63Hz	IP67	L220xW68xH39
69188	150W	90-305V	47-63Hz	IP67	L228xW68xH39
69195	75W	100-305V	47-63Hz	IP67	L180xW63xH36
69196	100W	100-305V	47-63Hz	IP67	L199xW63xH36
69197	150W	100-305V	47-63Hz	IP67	L219xW63xH36

[1] for a perfect dimming, it is necessary that the power supply is saturated to 100%

Power supply
48V DC, 1-10V and DALI

69096	55W	99-264V	50-60Hz	IP20	L129xW76xH30

Class 2 power supply
24V DC
350 mA
700 mA

listed

Consult **B LIGHT North America**
Lighting Group Network
T: 212.775.6363
E: info@lightinggroupnetwork.com

69842



69847

code	description	dimensions mm
69842	IP68 connector, 1 IN - 1 OUT	W37xD22xH37
69847	IP68 connector, 1 IN - 2 OUT, parallel wiring	W45xD30xH17

*To choose the power supply, always add a spare 20% as safety margin.
See pag 511 for cable size and max wiring distance from power supply to last connected luminaire

LAPPEN

SPECIFICATIONS

base code	LAPPEN 1: 66717 - LAPPEN 2: 66718 - LAPPEN 180: 66720
typology	In-ground grazing luminaire or wall mounted steplight. One light sector 90° (LAPPEN 1), two light sectors 90° (LAPPEN 2), one light sector 180° (LAPPEN 180)
mounting	In plasterboard using spring clip (code 69834) to be separately ordered as accessory, or in concrete using o-ring and housing box to be separately ordered as accessory
diameter	44 mm / 1.7”
height	67 mm / 2.6”
required depth	80 mm / 3.2” if mounting in plasterboard - 130 mm / 5.1” if mounting in concrete
first fit requirement	Yes, separate housing box for concrete (code 69301 or code 69391)
cut out	Plasterboard: 36 mm / 1.4” - Concrete: depending on housing box
construction	Turning and milling aluminum or stainless steel AISI 304. Lens: PMMA. Protective glass in PMMA complete with silicone gasket. ABS (code 69391) or PVC (code 69301) housing box
finishes	Bezel: powder coated. Heat sink: anodized
ingress protection	IP67. North America wet location. Built-in protection from water infiltration and moisture
lamp type	LED array on printed circuit board. Remote power supply not included
lamp wattage	3W at 48V DC. North America: 3W at 24V DC
lamp lumens	280lm
delivered lumens	130lm
lumen maintenance	50.000h L85
kelvin	2200K CRI80, 2700K CRI93, 3000K CRI93 / 3 step MacAdam ellipse
special features	48V DC: unpolarized electronic system. 24V DC: reverse polarity protection. Thermal Sensor. Safe wiring. Two wires dimming. Water stop technology
dimming options	Push button, potentiometer, 0-10V, DALI, DMX, KNX. Dimming options depend on power supply and additional control units to be separately ordered as accessories
listings	CE, ETL listed for wet location

LAPPEN

ORDER CODE

BASE CODE

66717 LAPPEN 1

66718 LAPPEN 2

66720 LAPPEN 180

A . POWER SUPPLY

8 48V DC power supply NOT included

R ETL listed 24V DC power supply NOT included

B . KELVIN

5 3000K CRI93

8 2700K CRI93

I 2200K CRI80

C . DIFFUSER

1 PMMA

	BASE CODE	A	B	C	D	
Example:	**66720**	**8**	**5**	**1**	**6**	= **66720-8516**

D . FINISHES

6 white *RAL 9003*

A grey *RAL 9006*

F golden bronze

Q anthracite *RAL 7024*



LAPPEN

ACCESSORIES

REQUIRED ACCESSORIES - *NOT INCLUDED*

	code	output power	input voltage / frequency		IP	dimensions mm
Power supply 48V DC, 1-10V[1] or ON/OFF* ambient temperature up to 60° C	69185	40W	90-305V	47-63Hz	IP67	L171xW62xH37
	69186	60W	90-305V	47-63Hz	IP67	L171xW62xH37
Power supply 48V DC*, DALI[1] ambient temperature up to 60° C	69195	75W	100-305V	47-63Hz	IP67	L180xW63xH36
Power supply 48V DC, 1-10V and DALI	69096	55W	99-264V	50-60Hz	IP20	L129xW76xH30

[1] for a perfect dimming, it is necessary that the power supply is saturated to 100%

Class 2 power supply 24V DC
ETL listed

Consult **B LIGHT North America**
Lighting Group Network
T: 212.775.6363
E: info@lightinggroupnetwork.com

69865

69847

code	description	dimensions mm
69865	IP68 connector, 1 IN - 1 OUT, 2 wires	W37xD22xH37
69847	IP68 connector, 1 IN - 2 OUT, parallel wiring, 2 wires	W45xD30xH17

OPTIONAL ACCESSORIES

69834

code	description	dimensions mm
69834	spring clip for plasterboard	Ø34xH42

69301

Ø 40 mm / 1.6"

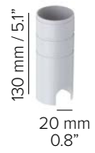

69391

Ø 39 mm / 1.5"

code	description	dimensions mm
69301	indoor housing box for concrete	Ø40xH130
69391	outdoor housing box for concrete	Ø120xH130

*To choose the power supply, always add a spare 20% as safety margin.
See pag 511 for cable size and max wiring distance from power supply to last connected luminaire

AGENA 1

AGENA

SPECIFICATIONS

base code	AGENA 1: 67005 - AGENA 2: 67006 - AGENA 180: 67008
typology	In-ground grazing luminaire with a drive over load of 2 tonnes / 4000 lbs. One light sector 90° (AGENA 1), two light sectors 90° (AGENA 2), one light sector 180° (AGENA 180)
mounting	In-ground using PVC housing box (code 69307) to be separately ordered as accessory
diameter	99 mm / 3.9”
height	50 mm / 2”
required depth	100 mm / 3.9”
first fit requirement	Yes, separate housing box (code 69307)
floor cut out	90 mm / 3.5”
construction	Fixture: turning and milling aluminum or stainless steel AISI 304. A2 stainless steel screws. Enclosure in PMMA complete with silicone gasket. PVC housing box
finishes	Bezel: Stainless steel AISI 304 or powder coated when painted. Heat sink: anodized
ingress protection	IP67. North America wet location. Built-in protection from water infiltration and moisture
lamp type	Power LED. Remote power supply not included
lamp wattage	3W at 48V DC. North America: 3W at 24V DC
lamp lumens	2700K CRI93 - 180lm, 3000K CRI93 - 210lm, 4000K CRI93 - 225lm
delivered lumens	AGENA 1: 20lm. AGENA 2: 60lm. AGENA 180: 50lm
lumen maintenance	50.000h L90
kelvin	2200K CRI80, 2700K CRI93, 3000K CRI93 and 4000K CRI93 / 3 step MacAdam ellipse
special features	48V DC: unpolarized electronic system. 24V DC: reverse polarity protection. Thermal Sensor. Safe wiring. Two wires dimming. Water stop technology
dimming options	Push button, potentiometer, 0-10V, DALI, DMX, KNX. Dimming options depend on power supply and additional control units to be separately ordered as accessories
listings	CE, ETL listed for wet location





AGENA

ORDER CODE

BASE CODE

67005	AGENA 1
67006	AGENA 2
67008	AGENA 180

A . POWER SUPPLY

8	48V DC power supply NOT included
R	ETL listed 24V DC power supply NOT included

B . KELVIN

4	4000K CRI93
5	3000K CRI93
8	2700K CRI93
I	2200K CRI80

C . DIFFUSER

1	PMMA

	BASE CODE	A	B	C	D	
Example:	**67005**	**8**	**5**	**1**	**1**	= **67005-8511**

D . FINISHES

5	stainless steel	**A**	grey RAL 9006
F	golden bronze	**Q**	anthracite *RAL 7024*

ACCESSORIES

REQUIRED ACCESSORIES - *NOT INCLUDED*

69307

Ø 90 mm / 3.5"

	code	description	dimensions mm
	69307	housing box for concrete	Ø90xH100

	code	output power	input voltage / frequency		IP	dimensions mm
Power supply 48V DC, 1-10V[1] or ON/OFF* ambient temperature up to 60° C	69185	40W	90-305V	47-63Hz	IP67	L171xW62xH37
	69186	60W	90-305V	47-63Hz	IP67	L171xW62xH37
Power supply 48V DC, DALI[1] ambient temperature up to 60° C	69195	75W	100-305V	47-63Hz	IP67	L180xW63xH36

[1] for a perfect dimming, it is necessary that the power supply is saturated to 100%

Power supply 48V DC, 1-10V and DALI	69096	55W	99-264V	50-60Hz	IP20	L129xW76xH30

Class 2 power supply 24V DC

ETL listed

Consult **B LIGHT North America**
Lighting Group Network
T: 212.775.6363
E: info@lightinggroupnetwork.com

69842



69847

code	description	dimensions mm
69842	IP68 connector, 1 IN - 1 OUT, 2 wires	W37xD22xH37
69847	IP68 connector, 1 IN - 2 OUT, parallel wiring, 2 wires	W45xD30xH17

*To choose the power supply, always add a spare 20% as safety margin.
See pag 511 for cable size and max wiring distance from power supply to last connected luminaire



FRAMELESS

drive over and walk over

WALL RECESSED

BUTTON 60 W

Ø 60 mm - D 102 / 110 mm
Ø 2.4” - D 4”/ 4.3”
IP67

BUTTON 100 W

Ø 105 mm - D 86 mm
Ø 4.1” - D 3.4”
IP67

BUTTON 200 W

Ø 196 mm - D 86 mm
Ø 7.7” - D 3.4”
IP67

INSERTO MEDIUM WO

L 274 / 1024 mm - H 77 mm - W 40 mm
L 10.8”/ 40.3” - H 3” - W 1.6”
IP67

INGROUND

BUTTON 60 SQ DO

L 60x60 mm - H 120 / 174 mm
L 2.4”x 2.4” - H 4.7”/ 6.9”
IP67

BUTTON 100 SQ DO

L 102x102 mm - H 120 / 176 mm
L 4”x 4” - H 4.7”/ 6.9”
IP67

BUTTON 200 SQ DO

L 202x202 mm - H 120 / 176 mm
L 8”x 8” - H 4.7”/ 6.9”
IP67

INSERTO MINI DO

L 273 / 2020 mm - H 94 mm - W 20 mm
L 10.8” / 78.8” - H 3.7” - W 0.8”
IP67

BUTTON 60 DO

Ø 60 mm - H 110 / 164 mm
Ø 2.4” - H 4.3”/ 6.5”
IP67

BUTTON 100 DO

Ø 100 mm - H 100 / 156 mm
Ø 3.9” - H 3.9”/ 6.1”
IP67

BUTTON 200 DO

Ø 200 mm - H 100 / 152 mm
Ø 7.9” - H 3.9”/ 6”
IP67

INSERTO MEDIUM DO

L 273 / 2023 mm - H 94 mm - W 46 mm
L 10.8” / 79.7” - H 3.7” - W 1.8”
IP67

BUTTON SQ DO

SPECIFICATIONS

base code	BUTTON 60 SQ DO: 67941 - BUTTON 100 SQ DO: 67943 - BUTTON 200 SQ DO: 6794
typology	In-ground square luminaire with a drive over load of 2 tonnes / 4000 lbs
mounting	Using housing box to be separately ordered as accessory
length	BUTTON 60 SQ DO: 56x56 mm / 2.2”x2.2” - BUTTON 100 SQ DO: 98x98 mm / 3.9” x3.9” - BUTTON 200 SQ DO: 198x198 mm / 7.8”x7.8”
height	70 mm / 2.8”
required depth	Depending on housing box
first fit requirement	Yes, separate housing box. Millimetric height adjustment from 0 to 50 mm / from 0” to 2”: BUTTON 60 SQ DO: code 69471 or 69472 (adjustable height) BUTTON 100 SQ DO: code 69473 or 69474 (adjustable height) BUTTON 200 SQ DO: code 69475 or 69476 (adjustable height)
floor cut out	Depending on housing box
construction	Fixture: turning and milling aluminum. Tempered glass diffuser - 15 mm / 0.6” thickness - complete with silicone gasket. Housing box in PVC and stainless steel AISI 304
finishes	Fixture anodized. Glass surface
ingress protection	IP67. North America wet location. Built-in protection from water infiltration and moisture
lamp type	LED array on printed circuit board. Remote power supply not included
lamp wattage	BUTTON 60 SQ DO: 1,5W at 48V DC - BUTTON 100 SQ DO: 1,5W at 48V DC BUTTON 200 SQ DO: 6W at 48V DC. North America 24V DC
lamp lumens	1,5W: 150lm. 6W: 600lm
delivered lumens	1,5W: 80lm. 6W: 300lm
lumen maintenance	50.000h L90
beam	Diffused
kelvin	2700K CRI93, 3000K CRI93 and 4100K CRI93 / 3 step MacAdam ellipse
special features	Unpolarized electronic system. Safe wiring. Two wires dimming. Water stop technology Diffuse and completely homogenous light distribution across the entire surface
dimming options	Push button, potentiometer, 1-10V, DALI, DMX, KNX. Dimming options depend on power supply and additional control units to be separately ordered as accessories
listings	CE, ETL listed for wet location



BUTTON SQ DO

ORDER CODE

BASE CODE

67941	BUTTON 60 SQ DO
67943	BUTTON 100 SQ DO
67945	BUTTON 200 SQ DO

A . POWER SUPPLY

8	48V DC power supply NOT included
R	listed 24V DC power supply NOT included

B . KELVIN

4	4100K CRI93
5	3000K CRI93
8	2700K CRI93

C . DIFFUSER

9	frosted glass

	BASE CODE	A	B	C	D	
Example:	**67941**	**8**	**8**	**9**	**G**	= **67941-889G**

D . FINISHES

G	glass

ACCESSORIES

REQUIRED ACCESSORIES - *NOT INCLUDED*

69471

60x60 mm
2.4"x2.4"

69472

Ø 150 mm / 5.9"

BUTTON 60 SQ DO

code	description	dimensions mm
69471	housing box for concrete	L60x60xH120
69472	height adjustable housing box for concrete	Ø150xH126-174

69473

102x102 mm
4"x4"

69474



Ø 150 mm / 5.9"

BUTTON 100 SQ DO

code	description	dimensions mm
69473	housing box for concrete	L103x103xH120
69474	height adjustable housing box for concrete	Ø150xH126-176

BUTTON 200 SQ DO

69475

202x202 mm
8"x8"

69476

202x202 mm
8"x8"

code	description	dimensions mm
69475	housing box for concrete	L202x201xH120
69476	height adjustable housing box for concrete	L202x202xH126-176

69592

Ø 50 mm
2"

69593

Ø 80 mm
3.2"

code	description	dimensions mm
69592	suction cup for the extraction of BUTTON 60 SQ DO	W50xH40
69593	suction cup for the extraction of BUTTON 100 / 200 SQ DO	W80xH50

BUTTON SQ DO

ACCESSORIES

REQUIRED ACCESSORIES - *NOT INCLUDED*

Power supply
48V DC, 1-10V[1] or ON/OFF*
ambient temperature up to 60° C

Power supply
48V DC, DALI[1]
ambient temperature up to 60° C

code	output power	input voltage / frequency		IP	dimensions mm
69185	40W	90-305V	47-63Hz	IP67	L171xW62xH37
69186	60W	90-305V	47-63Hz	IP67	L171xW62xH37
69187	100W	90-305V	47-63Hz	IP67	L220xW68xH39
69195	75W	100-305V	47-63Hz	IP67	L180xW63xH36
69196	100W	100-305V	47-63Hz	IP67	L199xW63xH36

[1] for a perfect dimming, it is necessary that the power supply is saturated to 100%

Power supply
48V DC, 1-10V and DALI

69096	55W	99-264V	50-60Hz	IP20	L129xW76xH30

Class 2 power supply
24V DC
listed

Consult **B LIGHT North America**
Lighting Group Network
T: 212.775.6363
E: info@lightinggroupnetwork.com

69842

69847

code	description	dimensions mm
69842	IP68 connector, 1 IN - 1 OUT, 2 wires	W37xD22xH37
69847	IP68 connector, 1 IN - 2 OUT, parallel wiring, 2 wires for BUTTON 100 SQ DO / BUTTON 200 SQ DO	W45xD30xH17

*To choose the power supply, always add a spare 20% as safety margin.
See pag 511 for cable size and max wiring distance from power supply to last connected luminaire

BUTTON DO

SPECIFICATIONS

base code	BUTTON 60 DO: 67932 - BUTTON 100 DO: 67933 - BUTTON 200 DO: 67935
typology	In-ground round luminaire with a drive over load of 2,5 tonnes / 5500 lbs
mounting	Using housing box to be separately ordered as accessory
diameter	BUTTON 60 DO: 55 mm / 2.2” - BUTTON 100 DO: 95 mm / 3.7” BUTTON 200 DO: 193 mm / 7.6”
height	70 mm / 2.8”
required depth	Depending on housing box
first fit requirement	Yes, separate housing box. Millimetric height adjustment from 0 to 50 mm / from 0” to 2”: BUTTON 60 DO: code 69427 or 69424 (adjustable height) BUTTON 100 DO: code 69443 or 69445 (adjustable height) BUTTON 200 DO: code 69423 or 69426 (adjustable height)
floor cut out	Depending on housing box
construction	Fixture: turning and milling aluminum. Tempered glass diffuser - 15 mm / 0.6” thickness - complete with silicone gasket. Housing box in PVC
finishes	Fixture anodized. Glass surface
ingress protection	IP67. North America wet location. Built-in protection from water infiltration and moisture
lamp type	LED array on printed circuit board. Remote power supply not included
lamp wattage	BUTTON 60 DO: 1,5W at 48V DC - BUTTON 100 DO: 1,5W at 48V DC BUTTON 200 DO: 6W at 48V DC. North America 24V DC
lamp lumens	1,5W: 150lm. 6W: 600lm
delivered lumens	1,5W: 80lm. 6W: 300lm
lumen maintenance	50.000h L90
beam	Diffused
kelvin	2200K CRI90 (BUTTON 60 / 100 DO only), 2700K CRI93, 3000K CRI93, 4100K CRI93 / 3 step MacAdam ellipse
special features	Unpolarized electronic system. Safe wiring. Two wires dimming. Water stop technology. Diffuse and completely homogenous light distribution across the entire surface
dimming options	Push button, potentiometer, remote control, 1-10V, DALI, DMX, KNX. Dimming options depend on power supply and additional control units to be separately ordered as accessories.
listings	CE, ETL listed for wet location



BUTTON DO

ORDER CODE

BASE CODE

67932	BUTTON 60 DO
67933	BUTTON 100 DO
67935	BUTTON 200 DO

A . POWER SUPPLY

8	48V DC power supply NOT included
R	ETL listed 24V DC power supply NOT included

B . KELVIN

4	4100K CRI93
5	3000K CRI93
8	2700K CRI93
D	2200K CRI90 *BUTTON 60 / 100 DO ONLY*

C . DIFFUSER

9	frosted glass

	BASE CODE	A	B	C	D	
Example:	**67932**	**8**	**8**	**9**	**G**	= **67932-889G**

D . FINISHES

G glass

ACCESSORIES

REQUIRED ACCESSORIES - *NOT INCLUDED*

code	description	dimensions mm
69427	housing box for concrete	Ø60xH110
69424	height adjustable housing box for concrete	Ø150xH114-164
69443	housing box for concrete	Ø100xH100
69445	height adjustable housing box for concrete	Ø150xH106-156
69423	housing box for concrete	Ø200xH100
69426	height adjustable housing box for concrete	Ø240xH102-152

code	description	dimensions mm
69592	suction cup for BUTTON 60 DO	W50xH40
69593	suction cup for BUTTON 100 / 200 DO	W80xH50

BUTTON DO

ACCESSORIES

REQUIRED ACCESSORIES - *NOT INCLUDED*

	code	output power	input voltage / frequency		IP	dimensions mm
Power supply 48V DC, 1-10V[1] or ON/OFF* ambient temperature up to 60° C	69185	40W	90-305V	47-63Hz	IP67	L171xW62xH37
	69186	60W	90-305V	47-63Hz	IP67	L171xW62xH37
	69187	100W	90-305V	47-63Hz	IP67	L220xW68xH39
Power supply 48V DC, DALI[1] ambient temperature up to 60° C	69195	75W	100-305V	47-63Hz	IP67	L180xW63xH36
	69196	100W	100-305V	47-63Hz	IP67	L199xW63xH36
	[1] for a perfect dimming, it is necessary that the power supply is saturated to 100%					
Power supply 48V DC, 1-10V and DALI	69096	55W	99-264V	50-60Hz	IP20	L129xW76xH30
Class 2 power supply 24V DC ETL listed	Consult **B LIGHT North America** Lighting Group Network T: 212.775.6363 E: info@lightinggroupnetwork.com					

69842



69847

code	description	dimensions mm
69842	IP68 connector, 1 IN - 1 OUT, 2 wires	W37xD22xH37
69847	IP68 connector, 1 IN - 2 OUT, parallel wiring, 2 wires for BUTTON 100 DO / BUTTON 200 DO	W45xD30xH17

*To choose the power supply, always add a spare 20% as safety margin.
See pag 511 for cable size and max wiring distance from power supply to last connected luminaire

INSERTO MINI DO

SPECIFICATIONS

base code	679
typology	In-ground linear luminaire with a drive over load of 2 tonnes / 4000 lbs
mounting	Using housing box to be separately ordered as accessory
length	Available in four lengths, from 270 to 2020 mm / from 10.6” to 79.5”
height	45 mm / 1.8”
width	20 mm / 0.8”
required depth	94 mm / 3.7”
first fit requirement	Yes, separate housing box to be separately ordered (code from 69415 to 69420). Millimetric height adjustment from 0 to 50 mm / from 0” to 2”
floor cut out	75x78 mm / 3”x3.1”
construction	Fixture in extruded PMMA. End caps in stainless steel AISI 304 complete with silicone gaskets. Housing box in extruded aluminum
finishes	Powder coated
ingress protection	IP67. North America wet location. Built-in protection from water infiltration and moisture
lamp type	Linear LED array on printed circuit board. PCB L 250 mm / 9.8”. PCB increment 250 mm / 9.8” - 1000 mm / 39.4” max. Custom dimensions on request. Remote power supply not included
LED pitch	5,6 mm / 0.2” (180 LEDs per meter)
lamp wattage	From 3W to 24W at 48V DC. North America 24V DC
lamp lumens	PCB L 250: 300lm
delivered lumens	PCB L 250: 65lm
lumen maintenance	50.000h L90
beam	Diffused
kelvin	2700K CRI93, 3000K CRI93 and 4000K CRI93 / 3 step MacAdam ellipse
special features	Unpolarized electronic system. Safe wiring. Two wires dimming. Water stop technology. Diffuse and completely homogenous light distribution across the entire surface
dimming options	Push button, potentiometer, remote control, 1-10V, DALI, DMX, KNX. Dimming options depend on power supply and additional control units to be separately ordered as accessories
listings	CE, ETL listed for wet location



* weight based on 250 mm / 9.8”

INSERTO MINI DO

ORDER CODE

BASE CODE

679

A1 . LENGTH

25	270 mm	3 W
26	520 mm	6 W
27	770 mm	9 W
28	1020 mm	12 W
30	2020 mm	24 W

A . POWER SUPPLY

8 48V DC power supply NOT included

R ETL listed 24V DC power supply NOT included

B . KELVIN

4 4000K CRI93

5 3000K CRI93

8 2700K CRI93

D 2200K CRI90

C . DIFFUSER

1 frosted PMMA

	BASE CODE	A1	A	B	C	D	
Example:	679	25	8	4	1	6	= 67925-8416

D . FINISHES

6 white

ACCESSORIES

REQUIRED ACCESSORIES - *NOT INCLUDED*

69415 / 69420



code	description	dimensions mm
69415	height adjustable housing box	L273xW75xD94
69416	height adjustable housing box	L523xW75xD94
69417	height adjustable housing box	L773xW75xD94
69418	height adjustable housing box	L1023xW75xD94
69420	height adjustable housing box	L2023xW75xD94

69591

code	description	dimensions mm
69591	No.2 keys for the extraction of the luminaire	W80xD40

	code	output power	input voltage / frequency		IP	dimensions mm
Power supply 48V DC, 1-10V[1] or ON/OFF* ambient temperature up to 60° C	69185	40W	90-305V	47-63Hz	IP67	L171xW62xH37
	69186	60W	90-305V	47-63Hz	IP67	L171xW62xH37
	69187	100W	90-305V	47-63Hz	IP67	L220xW68xH39
Power supply 48V DC, DALI[1]	69195	75W	100-305V	47-63Hz	IP67	L180xW63xH36
	69196	100W	100-305V	47-63Hz	IP67	L199xW63xH36

[1] for a perfect dimming, it is necessary that the power supply is saturated to 100%

Power supply 48V DC, 1-10V and DALI	69096	55W	99-264V	50-60Hz	IP20	L129xW76xH30

Class 2 power supply 24V DC
ETL listed

Consult **B LIGHT North America**
Lighting Group Network
T: 212.775.6363
E: info@lightinggroupnetwork.com

69849

code	description	dimensions mm
69849	IP68 connector, 1 IN - 1 OUT, 3 wires	Ø14xH80

*To choose the power supply, always add a spare 20% as safety margin.
See pag 511 for cable size and max wiring distance from power supply to last connected luminaire



INSERTO MEDIUM DO

SPECIFICATIONS

base code	679
typology	In-ground linear luminaire with a drive over load of 2 tonnes / 4000 lbs
mounting	Using housing box to be separately ordered as accessory
length	Available in four lengths, from 270 to 1020 mm / from 10.6” to 40.2”
height	70 mm / 2.8”
width	40 mm / 1.6”
required depth	94 mm / 3.7”
first fit requirement	Yes, separate housing box to be separately ordered (code from 69410 to 69413). Millimetric height adjustment from 0 to 50 mm / from 0” to 2”
floor cut out	75x94 mm / 3”x3.7”
construction	Fixture in extruded PMMA. Tempered glass diffuser- 15 mm / 0.6” thickness. End caps in turning and milling PMMA complete with silicone gaskets. Housing box in stainless steel AISI 304
finishes	Fixture powder coated. Glass surface
ingress protection	IP67. North America wet location. Built-in protection from water infiltration and moisture
lamp type	Linear LED array on printed circuit board. PCB L 250 mm / 9.8”. PCB increment 250 mm / 9.8” - 1000 mm / 39.4” max. Custom dimensions on request. Remote power supply not included
LED pitch	5,6 mm / 0.2” (180 LEDs per meter)
lamp wattage	From 3W to 12W at 48V DC. North America 24V DC
lamp lumens	PCB L 250: 2500K CRI93 - 200lm, 2800K CRI93 - 200lm, 3400K CRI93 - 220lm
delivered lumens	PCB L 250: 60lm (2800K CRI93)
lumen maintenance	50.000h L90
beam	Diffused
kelvin	2500K CRI93, 2800K CRI93, 3400K CRI93 / 3 step MacAdam ellipse
special features	Reverse polarity protection. Safe wiring. Two wires dimming. Water stop technology. Diffuse and completely homogenous light distribution across the entire surface
dimming options	Push button, potentiometer, remote control, 1-10V, DALI, DMX, KNX. Dimming options depend on power supply and additional control units to be separately ordered as accessories
listings	CE, ETL listed for wet location

* weight based on 250 mm / 9.8”



INSERTO MEDIUM DO

ORDER CODE

BASE CODE

679

A1 . LENGTH

15	270 mm	3 W
16	520 mm	6 W
17	770 mm	9 W
18	1020 mm	12 W

A . POWER SUPPLY

8 48V DC power supply NOT included

R ETL listed 24V DC power supply NOT included

B . KELVIN

4 3400K CRI93

5 2800K CRI93

8 2500K CRI93

C . DIFFUSER

9 frosted glass

	BASE CODE	A1	A	B	C	D	E	
Example:	**679**	**15**	**8**	**4**	**9**	**G**	**A**	= **67915-849GA**

D . FINISHES

G glass

E . MOUNTING

A stand alone

C system: starting inserto

B system: middle inserto

D system: final inserto

E . MOUNTING - STAND ALONE

E . MOUNTING - SYSTEM

max 12 luminaires

SPECIAL FEATURE: SYSTEM MOUNTING

Easy connection between housing boxes and height adjustability

Seamless integration with completely homogenous light distribution



INSERTO MEDIUM DO

ACCESSORIES

REQUIRED ACCESSORIES - *NOT INCLUDED*

69410 / 69413

code	description	dimensions mm
69410	height adjustable housing box	L273xW75xD94
69411	height adjustable housing box	L523xW75xD94
69412	height adjustable housing box	L773xW75xD94
69413	height adjustable housing box	L1023xW75xD94

69591

code	description	dimensions mm
69591	No.2 keys for the extraction of the luminaire	W80xD40

Power supply
48V DC, 1-10V[1] or ON/OFF*
ambient temperature up to 60° C

code	output power	input voltage / frequency		IP	dimensions mm
69185	40W	90-305V	47-63Hz	IP67	L171xW62xH37
69186	60W	90-305V	47-63Hz	IP67	L171xW62xH37
69187	100W	90-305V	47-63Hz	IP67	L220xW68xH39

Power supply
48V DC, DALI[1]

69195	75W	100-305V	47-63Hz	IP67	L180xW63xH36
69196	100W	100-305V	47-63Hz	IP67	L199xW63xH36

[1] for a perfect dimming, it is necessary that the power supply is saturated to 100%

Power supply
48V DC, 1-10V and DALI

69096	55W	99-264V	50-60Hz	IP20	L129xW76xH30

Class 2 power supply
24V DC
ETL listed

Consult **B LIGHT North America**
Lighting Group Network
T: 212.775.6363
E: info@lightinggroupnetwork.com

69846

code	description	dimensions mm
69846	IP68 connector, 1 IN - 1 OUT, 4 wires	W23xD23xH113

*To choose the power supply, always add a spare 20% as safety margin.
See pag 511 for cable size and max wiring distance from power supply to last connected luminaire



ABOVE: 7MM PROTRUDING FROM THE SURFACE / BELOW: FLUSH WITH THE SURFACE

BUTTON W

SPECIFICATIONS

base code	BUTTON 60 W: 67961 - BUTTON 100 W: 67963 - BUTTON 200 W: 67965
typology	Recessed surface mounted luminaire totally flush with the surface or 7 mm / 0.3” protruding with omnidirectional light distribution
mounting	On plasterboard or concrete using housing box to be separately ordered as accessory
diameter	BUTTON 60 W: 55 mm / 2.2” - BUTTON 100 W: 99 mm / 3.9” BUTTON 200 W: 190 mm / 7.5”
depth	BUTTON 60 W: 70 mm / 2.8” - BUTTON 100 W: 42 mm / 1.7” BUTTON 200 W: 53 mm / 2.1”
required depth	Depending on housing box
first fit requirement	Yes, separate housing box. Millimetric height adjustment from 0 to 50 mm / from 0” to 2”: BUTTON 60 W: code 69521, 69427 or 69424 (adjustable height) BUTTON 100 W: code 69522, 69493, or 69497 (adjustable height) BUTTON 200 W: code 69495 or 69498 (adjustable height)
floor cut out	Depending on housing box
construction	Fixture: turning and milling aluminum. Diffuser in PMMA complete with silicone gasket. Housing box in PVC
finishes	Fixture anodized. Diffuser in white PMMA
ingress protection	IP67. North America wet location. Built-in protection from water infiltration and moisture
lamp type	LED array on printed circuit board. Remote power supply not included
lamp wattage	BUTTON 60 W: 3W at 48V DC - BUTTON 100 W: 8W at 48V DC - BUTTON 200 W: 19W at 48V DC. North America 24V DC
lamp lumens	3W: 210lm. 8W: 615lm. 19W: 1590lm
delivered lumens	3W: 150lm. 8W: 440lm. 19W: 1090lm
lumen maintenance	50.000h L90
beam	Diffused
kelvin	2200K CRI90 (BUTTON 60 / 100 W), 2700K CRI93, 3000K CRI93 and 4000K CRI93 / 3 step MacAdam
special features	Unpolarized electronic system. Safe wiring. Two wires dimming. Water stop technology. Diffuse and completely homogenous light distribution across the entire surface
dimming options	Push button, potentiometer, 1-10V, DALI, DMX, KNX. Dimming options depend on power supply and additional control units to be separately ordered as accessories.
listings	CE, ETL listed for wet location

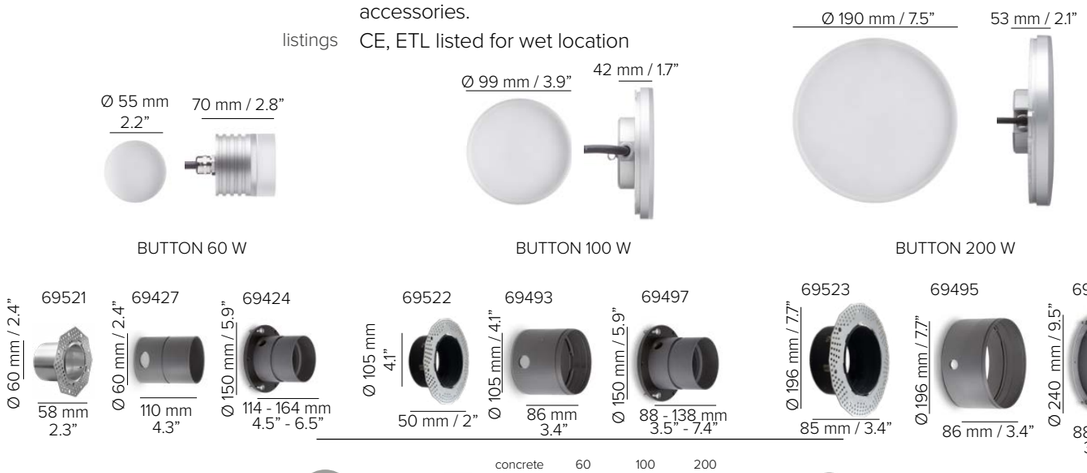

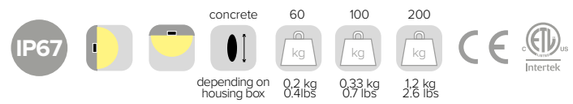

BUTTON W

ORDER CODE

BASE CODE

67961	BUTTON 60 W
67963	BUTTON 100 W
67965	BUTTON 200 W

A . POWER SUPPLY

8	48V DC power supply NOT included
R	ETL listed 24V DC power supply NOT included

B . KELVIN

4	4000K CRI93
5	3000K CRI93
8	2700K CRI93
D	2200K CRI90 *BUTTON 60 / 100 W ONLY*

C . DIFFUSER

1	PMMA

	BASE CODE	A	B	C	D	
Example:	**67961**	**8**	**8**	**1**	**1**	= **67961-8811**

D . FINISHES

1	grey anodized



BUTTON W

ACCESSORIES

REQUIRED ACCESSORIES - *NOT INCLUDED*

69521



69427

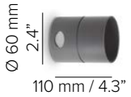

69424

69522

69493

69497

69523

69495

69498

69592

69593

69842



69847

code	description	dimensions mm
69521	housing box for plasterboard	60xH58
69427	housing box for concrete	Ø60xH103 - 110
69424	adjustable housing box for concrete	Ø150xH114 - 164
69592	suction cup for the extraction of BUTTON 60 W	W50xH40
69522	housing box for plasterboard	105xH50
69493	housing box for concrete	Ø105xH86
69497	adjustable housing box for concrete	Ø150xH88-138
69593	suction cup for the extraction of BUTTON 100 W / 200 W	W80xH50
69523	housing box for plasterboard	196xH85
69495	housing box for concrete	Ø196xH86
69498	adjustable housing box for concrete	Ø150xH88-138
69593	suction cup for the extraction of BUTTON 100 W / 200 W	W80xH50

	code	output power	input voltage / frequency		IP	dimensions mm
Power supply 48V DC, 1-10V[1] or ON/OFF* ambient temperature up to 60° C	69185	40W	90-305V	47-63Hz	IP67	L171xW62xH37
	69186	60W	90-305V	47-63Hz	IP67	L171xW62xH37
	69187	100W	90-305V	47-63Hz	IP67	L220xW68xH39
Power supply 48V DC, DALI[1] ambient temperature up to 60° C	69195	75W	100-305V	47-63Hz	IP67	L180xW63xH36
	69196	100W	100-305V	47-63Hz	IP67	L199xW63xH36
Power supply 48V DC, 1-10V and DALI	69096	55W	99-264V	50-60Hz	IP20	L129xW76xH30
Power supply 48V DC, 0-10V	69097	120W	90-305V	47-63Hz	IP67	L191xW63xH38

[1] for a perfect dimming, it is necessary that the power supply is saturated to 100%

Class 2 power supply 24V DC
ETL listed

Consult **B LIGHT North America**
Lighting Group Network
T: 212.775.6363
E: info@lightinggroupnetwork.com

code	description	dimensions mm
69842	IP68 connector, 1 IN - 1 OUT	W37xD22xH37
69847	IP68 connector, 1 IN - 2 OUT, parallel wiring, 2 wires for BUTTON 100 W / BUTTON 200 W	W45xD30xH17

*To choose the power supply, always add a spare 20% as safety margin.
See pag 505 for cable size and max wiring distance from power supply to last connected luminaire

INSERTO MEDIUM WO

SPECIFICATIONS

base code	679
typology	Recessed linear luminaire totally flush with the surface
mounting	On concrete using housing box to be separately ordered as accessory
length	Available in four lengths, from 270 to 1020 mm / from 10.6” to 40.2”
height	55 mm / 2.2”
width	40 mm / 1.6”
required depth	77 mm / 3”
first fit requirement	Yes, separate housing box to be separately ordered (code from 69405 to 69408). Millimetric height adjustment from 0 to 50 mm / from 0” to 2”
floor cut out	77x77 mm / 3”x3”
construction	Fixture in extruded PMMA. End caps in turning and milling PMMA complete with silicone gaskets. Housing box in extruded aluminum
finishes	Powder coated
ingress protection	IP67. North America wet location. Built-in protection from water infiltration and moisture
lamp type	Linear LED array on printed circuit board. PCB L 250 mm / 9.8”. PCB increment 250 mm / 9.8” - 1000 mm / 39.4” max. Custom dimensions on request. Remote power supply not included
LED pitch	5,6 mm / 0.2” (180 LEDs per meter)
lamp wattage	From 3W to 12W at 48V DC. North America 24V DC
lamp lumens	PCB L 250: 2700K CRI93 - 200lm, 3000K CRI93 - 200lm, 4000K CRI93 - 220lm
delivered lumens	PCB L 250: 80lm (3000K CRI93)
lumen maintenance	50.000h L90
beam	Diffused
kelvin	2700K CRI93, 3000K CRI93 and 4000K CRI93 / 3 step MacAdam ellipse
special features	Reverse polarity protection. Safe wiring. Two wires dimming. Water stop technology. Diffuse and completely homogenous light distribution across the entire surface
dimming options	Push button, potentiometer, remote control, 1-10V, DALI, DMX, KNX. Dimming options depend on power supply and additional control units to be separately ordered as accessories
listings	CE, ETL listed for wet location





IP67 | 12 W/m | concrete | 77x77 mm 3”x3” | 0,8 kg* 1.8 lbs* | Intertek

* weight based on 250 mm / 9.8”

INSERTO MEDIUM WO

ORDER CODE

BASE CODE

679

A1 . LENGTH

71	270 mm	3 W
72	520 mm	6 W
73	770 mm	9 W
74	1020 mm	12 W

A . POWER SUPPLY

8 48V DC power supply NOT included

R listed 24V DC power supply NOT included

B . KELVIN

4 4000K CRI93

5 3000K CRI93

8 2700K CRI93

C . DIFFUSER

1 frosted PMMA

	BASE CODE	A1	A	B	C	D	
Example:	679	71	8	5	1	6	= 67971-8516

D . FINISHES

6 PMMA

INSERTO MEDIUM WO

ACCESSORIES

REQUIRED ACCESSORIES - *NOT INCLUDED*

69405/ 69408

code	description	dimensions mm
69405	height adjustable housing box	L274xW77xD77
69406	height adjustable housing box	L524xW77xD77
69407	height adjustable housing box	L774xW77xD77
69408	height adjustable housing box	L1024xW77xD77

69591



code	description	dimensions mm
69591	No.2 keys for the extraction of the luminaire	W80xD40

Power supply
48V DC, 1-10V[1] or ON/OFF*
ambient temperature up to 60° C

code	output power	input voltage / frequency		IP	dimensions mm
69185	40W	90-305V	47-63Hz	IP67	L171xW62xH37
69186	60W	90-305V	47-63Hz	IP67	L171xW62xH37
69187	100W	90-305V	47-63Hz	IP67	L220xW68xH39

Power supply
48V DC, DALI[1]
ambient temperature up to 60° C

69195	75W	100-305V	47-63Hz	IP67	L180xW63xH36
69196	100W	100-305V	47-63Hz	IP67	L199xW63xH36

[1] for a perfect dimming, it is necessary that the power supply is saturated to 100%

Power supply
48V DC, 1-10V and DALI

69096	55W	99-264V	50-60Hz	IP20	L129xW76xH30

Class 2 power supply
24V DC
listed

Consult **B LIGHT North America**
Lighting Group Network
T: 212.775.6363
E: info@lightinggroupnetwork.com

69846

code	description	dimensions mm
69846	IP68 connector, 1 IN - 1 OUT, 4 wires	W23xD23xH113

*To choose the power supply, always add a spare 20% as safety margin.
See pag 511 for cable size and max wiring distance from power supply to last connected luminaire

GARDEN LIGHTING

for beautiful landscapes

MAIA MINI DUO

H 90 mm
H 3.5”
IP66

MAIA DUO

H 110 mm
H 4.3”
IP66

MAIA X1 DUO

H 160 mm
H 6.3”
IP66

MAIA X2 DUO

H 165 mm
H 6.5”
IP66

LINEAR TUBE SLIM

L 301 / 3051 mm - Ø 24 mm
L 11.9”/ 120.1” - Ø 0.9”
IP67

MAIA

H 110 mm
H 4.3”
IP66

H 360 mm
H 14.2”
IP66

H 610 mm
H 24”
IP66

MAIA ET

H 430 mm
H 16.9”
IP66

H 680 mm
H 26.8”
IP66

MAIA X1

H 190 mm
H 7.5”
IP66

H 350 mm
H 13.8”
IP66

H 700 mm
H 27.6”
IP66

MINI TONDO

H 635 / 1035 mm
H 25” / 40.7”
IP65

TONDO

H 340 mm
H 13.4”
IP65

H 640 mm
H 25.2”
IP65

JOLI 1

H 4500 mm
H 177.2”
IP65

JOLI 2

H 5160 mm
H 203.1”
IP65

FIREFLY

H 1140 / 2040 mm
H 44.9” / 80.3”
IP65

GARDEN RAZOR

H 1030 / 1630 mm
H 40.6” / 64.2”
IP65

MINI FIREFLY

H 385 mm
H 15.1”
IP65

MAIA MINI DUO

SPECIFICATIONS

base code	67251
typology	Projector
mounting	On surface by fixing base or on ground using stainless steel AISI 304 spike (code 69859) to be separately ordered as accessory
height	90 mm / 3.5”
diameter	40 mm / 1.6”
length	73 mm / 2.9”
construction	Fixture: turning and milling aluminum. Stainless steel A2 screws. Lens: PMMA. Protective glass complete with silicone gasket
finishes	Powder coated
ingress protection	IP66. North America wet location. Built-in protection from water infiltration and moisture
lamp type	Power LED. Remote power supply not included
lamp wattage	2,3W at 48V DC and 2W at 500 mA. North America 2W at 24V DC and 500 mA
lamp lumens	155lm
delivered lumens	125lm (3000K CRI93, 34°)
lumen maintenance	50.000h L85
beam	15°, 34°, 40°. Adjustable 330° on the vertical plane
kelvin	2700K CRI93, 3000K CRI93 and 4000K CRI93 / 2 step MacAdam ellipse
special features	Unpolarized electronic system. Water stop technology. Safe wiring. 48V DC: Thermal Sensor
dimming options	On/off only
listings	CE, ETL listed for wet location

MAIA MINI DUO

ORDER CODE

BASE CODE

67251

A . POWER SUPPLY

- **8** 48V DC power supply NOT included
- **L** 500 mA power supply NOT included
- **R** listed 24V DC power supply NOT included
- **U** listed 500 mA power supply NOT included

B . KELVIN

- **4** 4000K CRI93
- **5** 3000K CRI93
- **8** 2700K CRI93

C . BEAM

- **2** spot 15°
- **4** flood 34°
- **5** wide flood 40°

	BASE CODE	A	B	C	D	
Example:	**67251**	**8**	**8**	**4**	**5**	= **67251-8845**

D . FINISHES

- **A** grey *RAL 9006*
- **Q** anthracite *RAL 7024*
- **F** golden bronze



MAIA MINI DUO

ACCESSORIES

REQUIRED ACCESSORIES - *NOT INCLUDED*

	code	output power	input voltage / frequency		IP	dimensions mm
Power supply 48V DC*, ON/OFF ambient temperature up to 60° C	69185	40W	90-305V	47-63Hz	IP67	L171xW62xH37
	69186	60W	90-305V	47-63Hz	IP67	L171xW62xH37
Power supply 48V DC*, DALI[1] ambient temperature up to 60° C	69195	75W	100-305V	47-63Hz	IP67	L180xW63xH36
	[1] on / off only					
Power supply 500 mA max No. fixtures	69095	ON/OFF, 12W / max 4	90-264V	50-60Hz	IP20	L115xW34XH19
	69091	1-10V, 20W / max 9	99-264V	50-60Hz	IP20	L120xW52XH22
	69080	DALI, 20W / max 8	220-240V	50-60Hz	IP20	L120xW52xH22
	69206	DALI, 24W / max 10	99-264V	50-60Hz	IP67	L122xW54xH26

Class 2 power supply
24V DC
500 mA
listed

Consult **B LIGHT North America**
Lighting Group Network
T: 212.775.6363
E: info@lightinggroupnetwork.com

69842

69843

69847

code	description	dimensions mm
69842	IP68 connector, 1 IN - 1 OUT, 2 wires	W37xD22xH37
69843	IP68 connector, 1 IN - 3 OUT, series wiring, 4 wires	W78xD30xH20
69847	IP68 connector, 1 IN - 2 OUT, parallel wiring, 2 wires	W45xD30xH17

OPTIONAL ACCESSORIES

69859

code	description	dimensions mm
69859	stainless steel AISI 304 spike	Ø42xH200

*To choose the power supply, always add a spare 20% as safety margin.
See pag 511 for cable size and max wiring distance from power supply to last connected luminaire

MAIA DUO

SPECIFICATIONS

base code	67255
typology	Projector
mounting	On surface by fixing base or on ground using stainless steel AISI 304 spike (code 69859) to be separately ordered as accessory
height	110 mm / 4.3”
diameter	54 mm / 2.1”
length	82 mm / 3.2”
construction	Fixture: turning and milling aluminum. Stainless steel A2 screws. Lens: PMMA. Protective glass complete with silicone gasket
finishes	Powder coated
ingress protection	IP66. North America wet location. Built-in protection from water infiltration and moisture
lamp type	LED array on printed circuit board. Remote power supply not included
lamp wattage	6W at 48V DC and 500 mA. North America 24V DC and 500 mA
lamp lumens	630lm
delivered lumens	400lm (3000K CRI93, 36°)
lumen maintenance	50.000h L90
beam	16°, 36°, 45°. Adjustable 330° on the vertical plane
kelvin	2200K CRI80, 2200K CRI93, 2700K CRI93, 3000K CRI93 / 3 step MacAdam ellipse
special features	Water drainage system. Water stop technology. Unpolarized electronic system (24V DC: reverse polarity protection). Safe wiring. 48V DC, 24V DC: Thermal Sensor. Two wires dimming
dimming options	Push button, potentiometer, 0-10V, DALI, DMX, KNX. Dimming options depend on power supply and additional control units to be separately ordered as accessories
listings	CE, ETL listed for wet location



MAIA DUO

ORDER CODE

BASE CODE

67255

A . POWER SUPPLY

- **8** 48V DC power supply NOT included
- **L** 500 mA power supply NOT included
- **R** ETL listed 24V DC power supply NOT included
- **U** ETL listed 500 mA power supply NOT included

B . KELVIN

- **5** 3000K CRI93
- **8** 2700K CRI93
- **D** 2200K CRI93 (500 mA)
- **I** 2200K CRI80 (24/48V DC)

C . BEAM

- **2** spot 16°
- **4** flood 36°
- **5** wide flood 45°

	BASE CODE	A	B	C	D	
Example:	**67255**	**8**	**8**	**4**	**5**	= **67255-8845**

D . FINISHES

- **A** grey *RAL 9006*
- **Q** anthracite *RAL 7024*
- **F** golden bronze



MAIA DUO

ACCESSORIES

REQUIRED ACCESSORIES - *NOT INCLUDED*

	code	output power	input voltage / frequency		IP	dimensions mm	through hole
Power supply 48V DC, 1-10V[1] or ON/OFF* ambient temperature up to 60° C	69185	40W	90-305V	47-63Hz	IP67	L171xW62xH37	x
	69186	60W	90-305V	47-63Hz	IP67	L171xW62xH37	v
Power supply 48V DC*, DALI[1] ambient temperature up to 60° C	69195	75W	100-305V	47-63Hz	IP67	L180xW63xH36	
Power supply 48V DC, 1-10V and DALI	69096	55W	99-264V	50-60Hz	IP20	L129xW76xH30	
Power supply 500 mA max No. fixtures	69095	ON/OFF, 12W / max 1	90-264V	50-60Hz	IP20	L115xW34XH19	x
	69091	1-10V, 20W / max 2	99-264V	50-60Hz	IP20	L120xW52XH22	v
	69080	DALI, 20W / max 2	220-240V	50-60Hz	IP20	L120xW52xH22	
	69206	DALI, 24W / max 3	99-264V	50-60Hz	IP67	L122xW54xH26	

[1] for a perfect dimming, it is necessary that the power supply is saturated to 100%

Class 2 power supply 24V DC 500 mA ETL listed

Consult **B LIGHT North America**
Lighting Group Network
T: 212.775.6363
E: info@lightinggroupnetwork.com

69842

69847

69843

code	description	dimensions mm
69842	IP68 connector, 1 IN - 1 OUT, 2 wires	W37xD22xH37
69843	IP68 connector, 1 IN - 3 OUT, series wiring, 4 wires	W78xD30xH20
69847	IP68 connector, 1 IN - 2 OUT, parallel wiring, 2 wires	W45xD30xH17

OPTIONAL ACCESSORIES

69859

69876

code	description	dimensions mm
69859	stainless steel AISI 304 spike	Ø42xH200
69876-A	anti-glare snoot - grey *RAL 9006*	Ø56xH85
69876-F	anti-glare snoot - golden bronze	Ø56xH85
69876-Q	anti-glare snoot - anthracite *RAL 7024*	Ø56xH85

SPECIAL FEATURE: WATER DRAINAGE SYSTEM

When aimed upwards, the water is collected in the cup and is drained from the bezel cavities

*To choose the power supply, always add a spare 20% as safety margin.
See pag 511 for cable size and max wiring distance from power supply to last connected luminaire

MAIA X1 DUO

SPECIFICATIONS

base code	67259
typology	Projector
mounting	On surface by fixing base or on ground using stainless steel AISI 304 spike (code 69861) to be separately ordered as accessory
height	160 mm / 6.3”
diameter	89 mm / 3.5”
length	142 mm / 5.6”
construction	Fixture: turning and milling aluminum. Stainless steel A2 screws. Reflector: polycarbonate. Protective glass complete with silicone gasket
finishes	Powder coated
ingress protection	IP66. North America wet location. Built-in protection from water infiltration and moisture
lamp type	COB. Remote power supply not included
lamp wattage	16W at 48V DC and 500 mA. North America 500 mA
lamp lumens	2700K CRI93 - 1780lm, 3000K CRI93 - 1840lm, 4000K CRI93 - 1970lm
delivered lumens	1300lm (3000K CRI93, 36°)
lumen maintenance	50.000h L90
beam	15°, 36°, 51°. Adjustable 330° on the vertical plane
kelvin	2700K CRI93, 3000K CRI93 and 4000K CRI93 / 3 step MacAdam ellipse
special features	Water drainage system. Water stop technology. 48V DC: unpolarized electronic system. Thermal Sensor. Safe wiring. Two wires dimming
dimming options	Push button, potentiometer, 0-10V, DALI, DMX, KNX. Dimming options depend on power supply and additional control units to be separately ordered as accessories
listings	CE, ETL listed for wet location



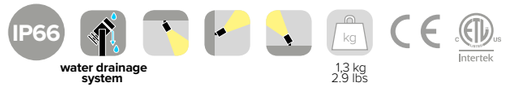

MAIA X1 DUO

ORDER CODE

BASE CODE

67259

A . POWER SUPPLY

- **8** 48V DC power supply NOT included
- **L** 500 mA power supply NOT included
- **U** listed 500 mA power supply NOT included

B . KELVIN

- **4** 4000K CRI93
- **5** 3000K CRI93
- **8** 2700K CRI93

C . BEAM

- **2** spot 15°
- **4** flood 36°
- **5** wide flood 51°

	BASE CODE	A	B	C	D	
Example:	**67259**	**8**	**8**	**4**	**A**	= **67259-884A**

D . FINISHES

- **A** grey *RAL 9006*
- **F** golden bronze
- **Q** anthracite *RAL 7024*

MAIA X1 DUO

ACCESSORIES

REQUIRED ACCESSORIES - *NOT INCLUDED*

	code	output power	input voltage / frequency		IP	dimensions mm
Power supply 48V DC*, ON/OFF ambient temperature up to 60° C	69185	40W	90-305V	47-63Hz	IP67	L171xW62xH37
	69186	60W	90-305V	47-63Hz	IP67	L171xW62xH37
	69187	100W	90-305V	47-63Hz	IP67	L220xW68xH39
Power supply 48V DC*, DALI[1] ambient temperature up to 60° C	69195	75W	100-305V	47-63Hz	IP67	L180xW63xH36
	69196	100W	100-305V	47-63Hz	IP67	L199xW63xH36
Power supply 48V DC, 1-10V and DALI	69096	55W	99-264V	50-60Hz	IP20	L129xW76xH30
Power supply 500 mA max No. fixtures	69088	ON/OFF, 20W / max 1	100-264V	50-60Hz	IP20	L135xW38XH28
	69091	1-10V, 20W / max 1	99-264V	50-60Hz	IP20	L120xW52XH22
	69080	DALI, 20W / max 1	220-240V	50-60Hz	IP20	L120xW52xH22
	69206	DALI, 24W / max 1	99-264V	50-60Hz	IP67	L122xW54xH26

[1] for a perfect dimming, it is necessary that the power supply is saturated to 100%

Class 2 power supply 500 mA listed

Consult **B LIGHT North America**
Lighting Group Network
T: 212.775.6363
E: info@lightinggroupnetwork.com

69842



69847

code	description	dimensions mm
69842	IP68 connector, 1 IN - 1 OUT, 2 wires	W37xD22xH37
69847	IP68 connector, 1 IN - 2 OUT, parallel wiring, 2 wires	W45xD30xH17

OPTIONAL ACCESSORIES

69861



69877

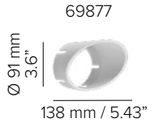

code	description	dimensions mm
69861	stainless steel AISI 304 spike	Ø95xH200
69877-6	anti-glare snoot - white *RAL 9003*	Ø91xH138
69877-A	anti-glare snoot - grey *RAL 9006*	Ø91xH138
69877-F	anti-glare snoot - golden bronze	Ø91xH138
69877-Q	anti-glare snoot - anthracite *RAL 7024*	Ø91xH138

SPECIAL FEATURE: WATER DRAINAGE SYSTEM

When aimed upwards, the water is collected in the cup and is drained from the bezel cavities

*To choose the power supply, always add a spare 20% as safety margin.
See pag 511 for cable size and max wiring distance from power supply to last connected luminaire

MAIA X2 DUO

SPECIFICATIONS

base code	67261
typology	Projector
mounting	On surface by fixing base or on ground using stainless steel AISI 304 spike (code 69861) to be separately ordered as accessory
height	165 mm / 6.5”
diameter	99 mm / 3.9”
length	150 mm / 5.9”
construction	Fixture: turning and milling aluminum. Stainless steel A2 screws. Reflector: polycarbonate. Protective glass complete with silicone gasket
finishes	Powder coated
ingress protection	IP66. North America wet location. Built-in protection from water infiltration and moisture
lamp type	COB. Remote power supply not included
lamp wattage	20W at 48V DC and 700 mA. North America 700 mA
lamp lumens	2700K CRI93 - 2390lm, 3000K CRI93 - 2480lm, 4000K CRI93 - 2660lm
delivered lumens	2080lm (3000K CRI93, 45°)
lumen maintenance	50.000h L90
beam	22°, 45°, 58°. Adjustable 330° on the vertical plane
kelvin	2700K CRI93, 3000K CRI93 and 4000K CRI93 / 3 step MacAdam ellipse
special features	Water drainage system. Water stop technology. 48V DC: unpolarized electronic system. Thermal Sensor. Safe wiring. Two wires dimming
dimming options	Push button, potentiometer, 0-10V, DALI, DMX, KNX. Dimming options depend on power supply and additional control units to be separately ordered as accessories
listings	CE, ETL listed for wet location

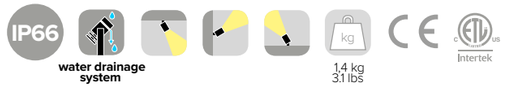

MAIA X2 DUO

ORDER CODE

BASE CODE

67261

A . POWER SUPPLY

- **8** 48V DC power supply NOT included
- **L** 700 mA power supply NOT included
- **U** ETL listed 700 mA power supply NOT included

B . KELVIN

- **4** 4000K CRI93
- **5** 3000K CRI93
- **8** 2700K CRI93

C . BEAM

- **2** spot 22°
- **4** flood 45°
- **5** wide flood 58°

	BASE CODE	A	B	C	D	
Example:	**67261**	**8**	**8**	**4**	**A**	= **67261-884A**

D . FINISHES

- **A** grey *RAL 9006*
- **F** golden bronze
- **Q** anthracite *RAL 7024*



MAIA X2 DUO

ACCESSORIES

REQUIRED ACCESSORIES - *NOT INCLUDED*

Power supply 48V DC*, ON/OFF
ambient temperature up to 60° C

code	output power	input voltage / frequency		IP	dimensions mm
69185	40W	90-305V	47-63Hz	IP67	L171xW62xH37
69186	60W	90-305V	47-63Hz	IP67	L171xW62xH37
69187	100W	90-305V	47-63Hz	IP67	L220xW68xH39

Power supply 48V DC*, DALI[1]
ambient temperature up to 60° C

69195	75W	100-305V	47-63Hz	IP67	L180xW63xH36
69196	100W	100-305V	47-63Hz	IP67	L199xW63xH36

[1] for a perfect dimming, it is necessary that the power supply is saturated to 100%

Power supply 48V DC, 1-10V and DALI

69096	55W	99-264V	50-60Hz	IP20	L129xW76xH30

Power supply 700 mA
max No. fixtures

69089	ON/OFF, 25W / max 1	176-264V	50-60Hz	IP20	L135xW38XH28
69092	1-10V, 25W / max 1	99-264V	50-60Hz	IP20	L103xW67XH21
69074	DALI, 32W / max 1	110-240V	50-60Hz	IP20	L103xW67xH21
69207	DALI, 30W / max 1	99-264V	50-60Hz	IP67	L122xW54xH26

Class 2 power supply 700 mA
ETL listed

Consult **B LIGHT North America**
Lighting Group Network
T: 212.775.6363
E: info@lightinggroupnetwork.com

69842



69847

code	description	dimensions mm
69842	IP68 connector, 1 IN - 1 OUT, 2 wires	W37xD22xH37
69847	IP68 connector, 1 IN - 2 OUT, parallel wiring, 2 wires	W45xD30xH17

OPTIONAL ACCESSORIES

69861

code	description	dimensions mm
69861	stainless steel AISI 304 spike	Ø95xH200

SPECIAL FEATURE: WATER DRAINAGE SYSTEM

When aimed upwards, the water is collected in the cup and is drained from the bezel cavities

*To choose the power supply, always add a spare 20% as safety margin.
See pag 511 for cable size and max wiring distance from power supply to last connected luminaire

MAIA

SPECIFICATIONS

base code	67205 - 67206 - 67207 - 67208
typology	Pole light with one spotlight
mounting	On surface by fixing base, on ground using spike (code 69862) to be separately ordered as accessory, or on tree using tree mount canopy (canopy and tree belt included)
stem height	110 - 360 - 610 mm / 4.3”- 14.2”- 24”. Adjustable riser stem version: up to 610 mm / 24”
diameter	54 mm / 2.1”
length	95 mm / 3.7”
construction	Fixture: turning and milling aluminum. Stainless steel A2 screws. Lens: PMMA. Protective glass complete with silicone gasket. PVC stake for adjustable riser stem option
finishes	Powder coated
ingress protection	IP66. North America wet location. Built-in protection from water infiltration and moisture
lamp type	LED array on printed circuit board. Remote power supply not included
lamp wattage	6W at 48V DC and 500 mA. North America 24V DC and 500 mA
lamp lumens	630lm
delivered lumens	400lm (3000K CRI93, 36°)
lumen maintenance	50.000h L90
beam	16°, 36°, 45°. Adjustable arm allowing 355° rotation on the horizontal plane and 330° on the vertical plane
kelvin	2200K CRI80, 2200K CRI93, 2700K CRI93, 3000K CRI93 / 3 step MacAdam ellipse
special features	Water drainage system. Water stop technology. Unpolarized electronic system (24V DC: reverse polarity protection). Safe wiring. 48V DC, 24V DC: Thermal Sensor. Two wires dimming
dimming options	Push button, potentiometer, 0-10V, DALI, DMX, KNX. Dimming options depend on power supply and additional control units to be separately ordered as accessories
listings	CE, ETL listed for wet location

IP66 water drainage system

0.5 kg*
1.1 lbs*

* weight referred to the 110 mm / 4.33” model



MAIA

ORDER CODE

BASE CODE

672

A1 . STEM HEIGHT

- **05** 110 mm
- **06** 360 mm
- **07** 610 mm
- ***adjustable riser stem***
- **08** up to 610 mm

A . POWER SUPPLY

- **8** 48V DC power supply NOT included
- **L** 500 mA power supply NOT included
- **R** ETL listed 24V DC power supply NOT included
- **U** ETL listed 500 mA power supply NOT included

B . KELVIN

- **5** 3000K CRI93
- **8** 2700K CRI93
- **D** 2200K CRI93 (500 mA)
- **I** 2200K CRI80 (24/48V DC)

C . BEAM

- **2** spot 16°
- **4** flood 36°
- **5** wide flood 45°

	BASE CODE	A1	A	B	C	D	E	
Example:	**672**	**05**	**8**	**8**	**4**	**6**	**A**	= **67205-8846A**

D . FINISHES

- **A** grey *RAL 9006*
- **Q** anthracite *RAL 7024*
- **F** golden bronze

E . OTHER

- **A** spike mounting
- **C** tree mounting *(tree belt included)*

NOT AVAILABLE FOR ADJUSTABLE RISER OPTION

- **B** surface mounting





MAIA

ACCESSORIES

REQUIRED ACCESSORIES - *NOT INCLUDED*

	code	output power	input voltage / frequency		IP	dimensions mm
Power supply 48V DC, 1-10V[1] or ON/OFF* ambient temperature up to 60° C	69185	40W	90-305V	47-63Hz	IP67	L171xW62xH37
	69186	60W	90-305V	47-63Hz	IP67	L171xW62xH37
Power supply 48V DC*, DALI[1] ambient temperature up to 60° C	69195	75W	100-305V	47-63Hz	IP67	L180xW63xH36
Power supply 48V DC, 1-10V and DALI	69096	55W	99-264V	50-60Hz	IP20	L129xW76xH30
Power supply 500 mA max No. fixtures	69095	ON/OFF, 12W / max 1	90-264V	50-60Hz	IP20	L115xW34XH19
	69091	1-10V, 20W / max 2	99-264V	50-60Hz	IP20	L120xW52XH22
	69080	DALI, 20W / max 2	220-240V	50-60Hz	IP20	L120xW52xH22
	69206	DALI, 24W / max 3	99-264V	50-60Hz	IP67	L122xW54xH26

[1] for a perfect dimming, it is necessary that the power supply is saturated to 100%

69842

Class 2 power supply
24V DC
500 mA
listed

Consult **B LIGHT North America**
Lighting Group Network
T: 212.775.6363
E: info@lightinggroupnetwork.com

69847

69843

code	description	dimensions mm
69842	IP68 connector, 1 IN - 1 OUT, 2 wires	W37xD22xH37
69843	IP68 connector, 1 IN - 3 OUT, series wiring, 4 wires	W78xD30xH20
69847	IP68 connector, 1 IN - 2 OUT, parallel wiring, 2 wires	W45xD30xH17

OPTIONAL ACCESSORIES

69862

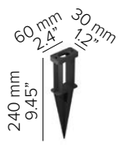

69876

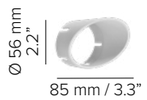

code	description	dimensions mm
69862	spike	W60xD30xH240
69876-6	anti-glare snoot - white *RAL 9003*	Ø56xH85
69876-A	anti-glare snoot - grey *RAL 9006*	Ø56xH85
69876-F	anti-glare snoot - golden bronze	Ø56xH85
69876-Q	anti-glare snoot - anthracite *RAL 7024*	Ø56xH85

SPECIAL FEATURE: WATER DRAINAGE SYSTEM

When aimed upwards, the water is collected in the cup and is drained from the bezel cavities

*To choose the power supply, always add a spare 20% as safety margin.
See pag 511 for cable size and max wiring distance from power supply to last connected luminaire

MAIA ET

SPECIFICATIONS

base code	67214 - 67215
typology	Pole light with two independent spotlights which can be aimed in two different directions
mounting	On surface by fixing base or on ground using spike (code 69862) to be separately ordered as accessory
stem height	430 mm - 680 mm / 16.9” - 26.8”
diameter	54 mm / 2.1”
length	95 mm / 3.7”
construction	Fixture: turning and milling aluminum. Stainless steel A2 screws. Lens: PMMA. Protective glass complete with silicone gasket
finishes	Powder coated
ingress protection	IP66. North America wet location. Built-in protection from water infiltration and moisture
lamp type	LED array on printed circuit board. Remote power supply not included
lamp wattage	12W (6W per spotlight) at 48V DC and 500 mA. North America 24V DC and 500 mA
lamp lumens	630lm per spotlight
delivered lumens	400lm (3000K CRI93, 36°) per spotlight
lumen maintenance	50.000h L90
beam	16°, 36°, 45°. Each spotlight has adjustable arm allowing 355° rotation on the horizontal plane and 330° on the vertical plane
kelvin	2200K CRI80, 2200K CRI93, 2700K CRI93, 3000K CRI93 / 3 step MacAdam ellipse
special features	Water drainage system. Water stop technology. Unpolarized electronic system (24V DC: reverse polarity protection). Safe wiring. 48V DC, 24V DC: Thermal Sensor. Two wires dimming
dimming options	Push button, potentiometer, 0-10V, DALI, DMX, KNX. Dimming options depend on power supply and additional control units to be separately ordered as accessories
listings	CE, ETL listed for wet location

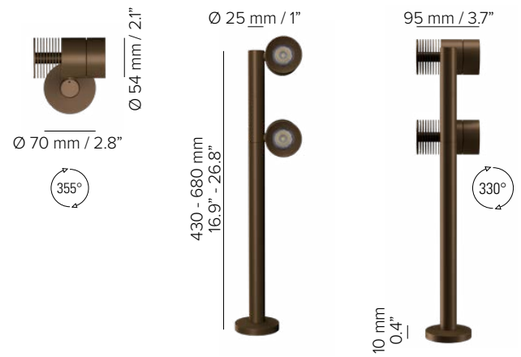

IP66 water drainage system 1.2 kg* 2.7 lbs*

* weight referred to the 430mm / 16.93” model

MAIA ET

ORDER CODE

BASE CODE

672

A1 . STEM HEIGHT

- **14** 430 mm
- **15** 680 mm

A . POWER SUPPLY

- **8** 48V DC power supply NOT included
- **L** 500 mA power supply NOT included
- **R** ETL listed 24V DC power supply NOT included
- **U** ETL listed 500 mA power supply NOT included

B . KELVIN

- **5** 3000K CRI93
- **8** 2700K CRI93
- **D** 2200K CRI93 (500 mA)
- **I** 2200K CRI80 (24/48V DC)

C . BEAM

- **2** spot 16°
- **4** flood 36°
- **5** wide flood 45°

	BASE CODE	A1	A	B	C	D	E	
Example:	**672**	**14**	**8**	**8**	**4**	**6**	**A**	= **67214-8846A**

D . FINISHES

- **A** grey *RAL 9006*
- **Q** anthracite *RAL 7024*
- **F** golden bronze



E . OTHER

- **A** spike mounting
- **B** surface mounting

MAIA ET

ACCESSORIES

REQUIRED ACCESSORIES - *NOT INCLUDED*

	code	output power	input voltage / frequency		IP	dimensions mm
Power supply 48V DC, 1-10V[1] or ON/OFF* ambient temperature up to 60° C	69185	40W	90-305V	47-63Hz	IP67	L171xW62xH37
	69186	60W	90-305V	47-63Hz	IP67	L171xW62xH37
	69187	100W	90-305V	47-63Hz	IP67	L220xW68xH39
Power supply 48V DC*, DALI[1] ambient temperature up to 60° C	69195	75W	100-305V	47-63Hz	IP67	L180xW63xH36
	69196	100W	100-305V	47-63Hz	IP67	L199xW63xH36
Power supply 48V DC, 1-10V and DALI	69096	55W	99-264V	50-60Hz	IP20	L129xW76xH30
Power supply 500 mA max No. fixtures	69088	ON/OFF, 20W / max 1	100-264V	50-60Hz	IP20	L135xW38XH28
	69091	1-10V, 20W / max 1	99-264V	50-60Hz	IP20	L120xW52XH22
	69080	DALI, 20W / max 1	220-240V	50-60Hz	IP20	L120xW52xH22
	69206	DALI, 24W / max 1	99-264V	50-60Hz	IP67	L122xW54xH26

[1] for a perfect dimming, it is necessary that the power supply is saturated to 100%

Class 2 power supply 24V DC 500 mA ETL listed

Consult **B LIGHT North America**
Lighting Group Network
T: 212.775.6363
E: info@lightinggroupnetwork.com

69842

69847

code	description	dimensions mm
69842	IP68 connector, 1 IN - 1 OUT, 2 wires	W37xD22xH37
69847	IP68 connector, 1 IN - 2 OUT, parallel wiring, 2 wires	W45xD30xH17

OPTIONAL ACCESSORIES

69862

69876



code	description	dimensions mm
69862	spike	W60xD30xH240
69876-6	anti-glare snoot - white *RAL 9003*	Ø56xH85
69876-A	anti-glare snoot - grey *RAL 9006*	Ø56xH85
69876-F	anti-glare snoot - golden bronze	Ø56xH85
69876-Q	anti-glare snoot - anthracite *RAL 7024*	Ø56xH85

SPECIAL FEATURE: WATER DRAINAGE SYSTEM

When aimed upwards, the water is collected in the cup and is drained from the bezel cavities

*To choose the power supply, always add a spare 20% as safety margin.
See pag 511 for cable size and max wiring distance from power supply to last connected luminaire

MAIA X1

SPECIFICATIONS

base code	67217 - 67218 - 67219
typology	Pole light with one spotlight
mounting	On surface by fixing base or on ground using spike (code 69862) to be separately ordered as accessory
stem height	190 - 350 - 700 mm / 7.5”- 13.8”- 27.6”
diameter	89 mm / 3.5”
length	142 mm / 5.6”
construction	Fixture: turning and milling aluminum. Stainless steel A2 screws. Reflector: polycarbonate. Protective glass complete with silicone gasket
finishes	Powder coated
ingress protection	IP66. North America wet location. Built-in protection from water infiltration and moisture
lamp type	COB. Remote power supply not included
lamp wattage	16W at 48V DC and 500 mA. North America 500 mA
lamp lumens	2700K CRI93 - 1780lm, 3000K CRI93 - 1840lm, 4000K CRI93 - 1970lm
delivered lumens	1300lm (3000K CRI93, 36°)
lumen maintenance	50.000h L80
beam	15°, 36°, 51°. Adjustable arm allowing 355° rotation on the horizontal plane and 330° on the vertical plane
kelvin	2700K CRI93, 3000K CRI93 and 4000K CRI93 / 3 step MacAdam ellipse
special features	Water drainage system. Water stop technology. 48V DC: unpolarized electronic system. Thermal Sensor. Safe wiring. Two wires dimming
dimming options	Push button, potentiometer, 0-10V, DALI, DMX, KNX. Dimming options depend on power supply and additional control units to be separately ordered as accessories
listings	CE, ETL listed for wet location

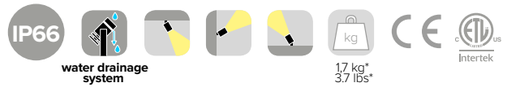

* weight referred to the 190 mm / 7.48” model

MAIA X1

ORDER CODE

BASE CODE

672

A1 . STEM HEIGHT

- **17** 190 mm
- **18** 350 mm
- **19** 700 mm

A . POWER SUPPLY

- **8** 48V DC power supply NOT included
- **L** 500 mA power supply NOT included
- **U** ETL listed 500 mA power supply NOT included

B . KELVIN

- **4** 4000K CRI93
- **5** 3000K CRI93
- **8** 2700K CRI93

C . BEAM

- **2** spot 15°
- **4** flood 36°
- **5** wide flood 51°

	BASE CODE	A1	A	B	C	D	E	
Example:	**672**	**17**	**8**	**8**	**4**	**6**	**A**	= **67217-8846A**

D . FINISHES

- **A** grey *RAL 9006*
- **Q** anthracite *RAL 7024*
- **F** golden bronze

E . OTHER

- **A** spike mounting
- **B** surface mounting



MAIA X1

ACCESSORIES

REQUIRED ACCESSORIES - *NOT INCLUDED*

	code	output power	input voltage / frequency		IP	dimensions mm
Power supply 48V DC*, ON/OFF ambient temperature up to 60° C	69185	40W	90-305V	47-63Hz	IP67	L171xW62xH37
	69186	60W	90-305V	47-63Hz	IP67	L171xW62xH37
	69187	100W	90-305V	47-63Hz	IP67	L220xW68xH39
Power supply 48V DC*, DALI[1] ambient temperature up to 60° C	69195	75W	100-305V	47-63Hz	IP67	L180xW63xH36
	69196	100W	100-305V	47-63Hz	IP67	L199xW63xH36
Power supply 48V DC, 1-10V and DALI	69096	55W	99-264V	50-60Hz	IP20	L129xW76xH30
Power supply 500 mA max No. fixtures	69088	ON/OFF, 20W / max 1	100-264V	50-60Hz	IP20	L135xW38XH28
	69091	1-10V, 20W / max 1	99-264V	50-60Hz	IP20	L120xW52XH22
	69080	DALI, 20W / max 1	220-240V	50-60Hz	IP20	L120xW52xH22
	69206	DALI, 24W / max 1	99-264V	50-60Hz	IP67	L122xW54xH26

[1] for a perfect dimming, it is necessary that the power supply is saturated to 100%

Class 2 power supply 500 mA
ETL listed

Consult **B LIGHT North America**
Lighting Group Network
T: 212.775.6363
E: info@lightinggroupnetwork.com

69842

69847

code	description	dimensions mm
69842	IP68 connector, 1 IN - 1 OUT, 2 wires	W37xD22xH37
69847	IP68 connector, 1 IN - 2 OUT, parallel wiring, 2 wires	W45xD30xH17

OPTIONAL ACCESSORIES

69862

69877

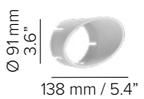

code	description	dimensions mm
69862	spike	W60xD30xH240
69877-6	anti-glare snoot - white *RAL 9003*	Ø91xH138
69877-A	anti-glare snoot - grey *RAL 9006*	Ø91xH138
69877-F	anti-glare snoot - golden bronze	Ø91xH138
69877-Q	anti-glare snoot - anthracite *RAL 7024*	Ø91xH138

SPECIAL FEATURE: WATER DRAINAGE SYSTEM

When aimed upwards, the water is collected in the cup and is drained from the bezel cavities

*To choose the power supply, always add a spare 20% as safety margin.
See pag 511 for cable size and max wiring distance from power supply to last connected luminaire



MINI TONDO

LUMINAIRES FOR TOTALLY GLARE FREE ZONES

SPECIFICATIONS

base code	67247 - 67249
typology	Garden or pathway luminaire
mounting	On ground with stem. Cable length 2000 mm / 78.7”
stem height	635 mm / 25” or 1035 / 40.7”
diameter	35 mm / 1.4”
construction	Fixture: turning and milling aluminium. Flexible stem in composite fiberglass
finishes	Marine grade powder coated (head)
ingress protection	IP65. North America wet location
lamp type	LED array on printed circuit board. Remote power supply not included
lamp wattage	1W at 48V DC. North America 24V DC
lamp lumens	200lm
delivered lumens	100lm
lumen maintenance	50.000h L90
beam	Diffused
kelvin	2200K CRI93, 2700K CRI93 or 3000K CRI93 / 3 step MacAdam ellipse
special features	Thanks to the shielded light, the luminaire is glare free and compliant with the rules against light pollution. Water stop technology. Unpolarized electronic system. Two wires dimming
dimming options	Push button, potentiometer, 0-10V, DALI. Dimming options depend on power supply and additional control units to be separately ordered as accessories
listings	CE, ETL listed for wet location

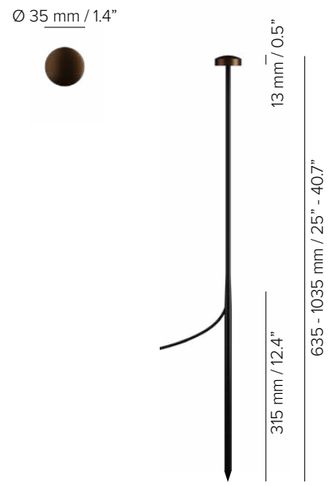

IP65 0.2 kg 0.4 lbs

MINI TONDO

ORDER CODE

BASE CODE

672

A1 . STEM HEIGHT

- **47** 635 mm
- **49** 1035 mm

A . POWER SUPPLY

- **8** 48V DC power supply NOT included
- **R** ETL listed 24V DC power supply NOT included

B . KELVIN

- **5** 3000K CRI93
- **8** 2700K CRI93
- **D** 2200K CRI93

C . DIFFUSER

- **1** frosted

	BASE CODE	A1	A	B	C	D	
Example:	**672**	**47**	**8**	**8**	**1**	**F**	= **67247-881F**

D . FINISHES

- **F** golden bronze

ACCESSORIES

REQUIRED ACCESSORIES - *NOT INCLUDED*

	code	output power	input voltage / frequency		IP	dimensions mm
Power supply 48V DC, 1-10V[1] or ON/OFF* ambient temperature up to 60° C	69185	40W	90-305V	47-63Hz	IP67	L171xW62xH37
Power supply 48V DC*, DALI[1] ambient temperature up to 60° C	69195	75W	100-305V	47-63Hz	IP67	L180xW63xH36
Power supply 48V DC, 1-10V and DALI	69096	55W	99-264V	50-60Hz	IP20	L129xW76xH30

[1] for a perfect dimming, it is necessary that the power supply is saturated to 100%

Class 2 power supply 24V DC
ETL listed

Consult **B LIGHT North America**
Lighting Group Network
T: 212.775.6363
E: info@lightinggroupnetwork.com

69842



69847

code	description	dimensions mm
69842	IP68 connector, 1 IN - 1 OUT, 2 wires	W37xD22xH37
69847	IP68 connector, 1 IN - 2 OUT, parallel wiring, 2 wires	W45xD30xH17

OPTIONAL ACCESSORIES

69864

code	description	dimensions mm
69864	stainless steel AISI 304 spike	Ø42xH270

*To choose the power supply, always add a spare 20% as safety margin.
See pag 511 for cable size and max wiring distance from power supply to last connected luminaire

TONDO

LUMINAIRES FOR TOTALLY GLARE FREE ZONES

SPECIFICATIONS

base code	67223 - 67224 - 67226
typology	Garden or pathway luminaire
mounting	On concrete with housing box or on ground with spike
height	TONDO 90: 340 mm / 13.4” - 640 mm / 25.2”. Additional stem modules of 300 mm / 11.8” to be separately ordered as accessory. TONDO 190: 640 mm / 25”. Additional stem modules of 300 mm / 11.8” or 600 mm / 23.6” to be separately ordered as accessory
diameter	TONDO 90: 90 mm / 3.5” - TONDO 190: 190 mm / 7.5”
construction	Fixture: aluminium. Diffuser in polycarbonate complete with silicone gasket. Stainless steel A4 bolts
finishes	Powder coated
ingress protection	IP65. North America wet location
lamp type	LED array on printed circuit board. Remote power supply not included
lamp wattage	TONDO 90: 6W at 48V DC - TONDO 190: 12W at 48V DC. North America 24V DC
lamp lumens	TONDO 90: 600lm - TONDO 190: 1200lm
delivered lumens	TONDO 90: 300lm - TONDO 190: 600lm
lumen maintenance	50.000h L90
beam	Diffused
kelvin	2200K CRI90, 2700K CRI93, 3000K CRI93 / 3 step MacAdam ellipse
special features	Thanks to the shielded light, the luminaire is glare free and compliant with the rules against light pollution. Water stop technology. 48V DC: unpolarized electronic system. 24V DC: reverse polarity protection. Safe wiring. Two wires dimming
dimming options	Push button, potentiometer, 0-10V, DALI. Dimming options depend on power supply and additional control units to be separately ordered as accessories
listings	CE, ETL listed for wet location

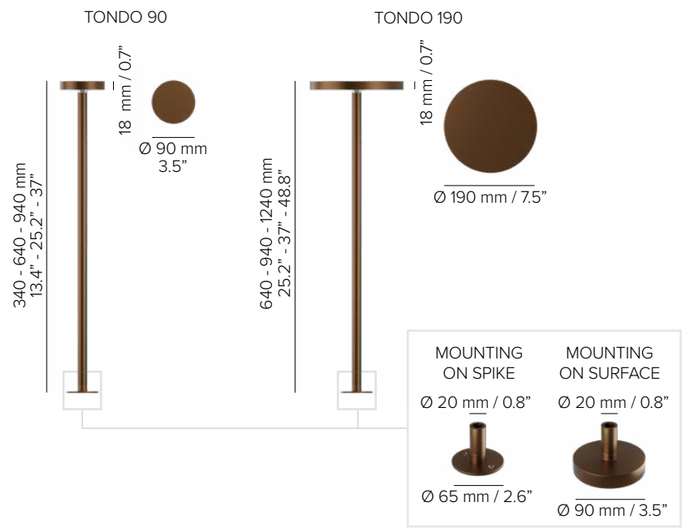

IP65

TONDO 90 0.5 kg * 1.1 lbs *

TONDO 190 1.2 kg * 2.2 lbs *

* weight referred to the 340 mm / 13.4” model

TONDO

ORDER CODE

BASE CODE

672

A1 . STEM HEIGHT

TONDO 90

23 340 mm

24 640 mm

TONDO 190

26 640 mm

A . POWER SUPPLY

8 48V DC power supply NOT included

R ETL listed 24V DC power supply NOT included

B . KELVIN

5 3000K CRI93

8 2700K CRI93

D 2200K CRI90

C . DIFFUSER

1 PMMA

	BASE CODE	A1	A	B	C	D	E	
Example:	**672**	**23**	**8**	**8**	**1**	**6**	**A**	= **67223-8816A**

D . FINISHES

6 white *RAL 9003*

A grey *RAL 9006*

F golden bronze

Q anthracite *RAL 7024*

E . OTHER

A spike mounting

B surface mounting

TONDO

AVAILABLE HEIGHTS

TONDO 90

67223



67224

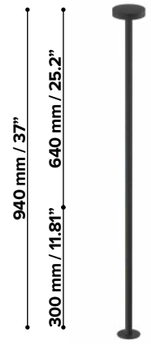

67224 (640 mm / 25.2”)
+ additional stem module 69882*
(300 mm / 11.8”)

***to be ordered as accessory, see next page**

TONDO 190



67226 (640 mm / 25.2”)

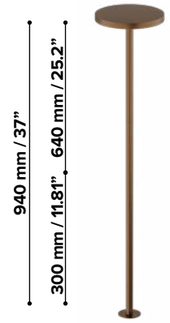

67226 (640 mm / 25.2”)
+ additional stem module 69882*
(300 mm / 11.8”)

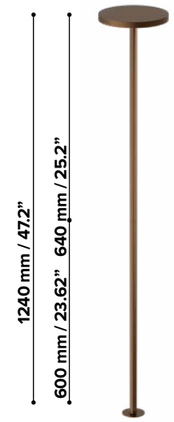

67226 (640 mm / 25.2”)
+ additional stem module 69883*
(600 mm / 23.62”)

***to be ordered as accessory, see next page**

SPIKE MOUNTING

SURFACE MOUNTING

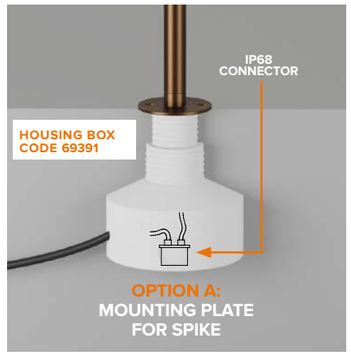

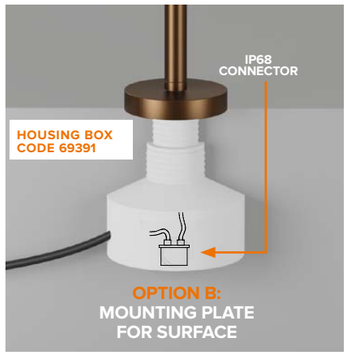

TONDO

ACCESSORIES

REQUIRED ACCESSORIES - *NOT INCLUDED*

	code	output power	input voltage / frequency		IP	dimensions mm
Power supply 48V DC, 1-10V[1] or ON/OFF* ambient temperature up to 60° C	69185	40W	90-305V	47-63Hz	IP67	L171xW62xH37
	69186	60W	90-305V	47-63Hz	IP67	L171xW62xH37
	69187	100W	90-305V	47-63Hz	IP67	L220xW68xH39
Power supply 48V DC, DALI[1] ambient temperature up to 60° C	69195	75W	100-305V	47-63Hz	IP67	L180xW63xH36
	69196	100W	100-305V	47-63Hz	IP67	L199xW63xH36
	[1] for a perfect dimming, it is necessary that the power supply is saturated to 100%					
Power supply 48V DC, 1-10V and DALI	69096	55W	99-264V	50-60Hz	IP20	L129xW76xH30
Class 2 power supply 24V DC ETL listed	Consult **B LIGHT North America** Lighting Group Network T: 212.775.6363 E: info@lightinggroupnetwork.com					

69842

69847

code	description	dimensions mm
69842	IP68 connector, 1 IN - 1 OUT, 2 wires	W37xD22xH37
69847	IP68 connector, 1 IN - 2 OUT, parallel wiring, 2 wires	W45xD30xH17

OPTIONAL ACCESSORIES

69391

69862

69882

69883



code	description	dimensions mm
69391	outdoor housing box for concrete	Ø120xH130
69862	spike	W60xD30xH240
69882-6	300 mm / 11.81" stem module - white RAL 9003	Ø20xH300
69882-A	300 mm / 11.81" stem module - grey RAL 9006	Ø20xH300
69882-F	300 mm / 11.81" stem module - golden bronze	Ø20xH300
69882-Q	300 mm / 11.81" stem module - anthracite RAL 7024	Ø20xH300
69883-6	600 mm / 23.62" stem module - white RAL 9003	Ø20xH600
69883-A	600 mm / 23.62" stem module - grey RAL 9006	Ø20xH600
69883-F	600 mm / 23.62" stem module - golden bronze	Ø20xH600
69883-Q	600 mm / 23.62" stem module - anthracite RAL 7024	Ø20xH600

*To choose the power supply, always add a spare 20% as safety margin.
See pag 511 for cable size and max wiring distance from power supply to last connected luminaire

MINI FIREFLY

LUMINAIRES FOR TOTALLY GLARE FREE ZONES

SPECIFICATIONS

base code	67241
typology	Garden projector
mounting	On ground with stem. Cable length 2000 mm / 78.7”
height	60° half snoot: 385 mm / 15.2”. Standard: 350 mm / 13.8”
diameter	Fixture: 24 mm / 0.9”. Stem: 6 mm / 0.2”
construction	Fixture: turning and milling aluminium. Lens in PMMA complete with silicone gasket. Flexible stem in composite fiberglass
finishes	Powder coated
ingress protection	IP66. North America wet location
lamp type	LED on printed circuit board. Remote power supply not included
lamp wattage	1,5W at 48V DC. North America: 1,5W at 24V DC
lamp lumens	155lm
delivered lumens	40lm
lumen maintenance	50.000h L90
beam	16°, 36°, 45°. Honeycomb for visual comfort included
kelvin	2200K CRI80, 2700K CRI93, 3000K CRI93 / 3 step MacAdam ellipse
special features	Water stop technology. Safe wiring. Two wires dimming. 48V DC: unpolarized electronic system. 24V DC: reverse polarity protection.
dimming options	Push button, potentiometer, 0-10V, DALI. Dimming options depend on power supply and additional control units to be separately ordered as accessories
listings	CE, ETL listed for wet location

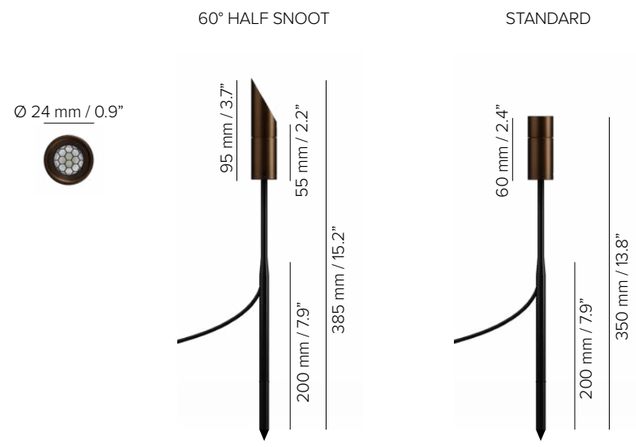

IP66 water drainage system 0,2 kg 1,1 lbs

MINI FIREFLY

ORDER CODE

BASE CODE

67241

A . POWER SUPPLY

8 48V DC power supply NOT included

R ETL listed 24V DC power supply NOT included

B . KELVIN

5 3000K CRI93

8 2700K CRI93

I 2200K CRI80

C . BEAM

2 spot 16°

4 flood 36°

5 wide flood 55°

	BASE CODE	A	B	C	D	E	
Example:	**67241**	**8**	**8**	**4**	**F**	**A**	= **67241-884FA**

D . FINISHES

F golden bronze

E . OTHER

A 60° half snoot with honeycomb

B Honeycomb

MINI FIREFLY

ACCESSORIES

REQUIRED ACCESSORIES - *NOT INCLUDED*

	code	output power	input voltage / frequency		IP	dimensions mm
Power supply 48V DC, 1-10V[1] or ON/OFF* ambient temperature up to 60° C	69185	40W	90-305V	47-63Hz	IP67	L171xW62xH37
Power supply 48V DC*, DALI[1] ambient temperature up to 60° C	69195	75W	100-305V	47-63Hz	IP67	L180xW63xH36
Power supply 48V DC, 1-10V and DALI	69096	55W	99-264V	50-60Hz	IP20	L129xW76xH30

[1] for a perfect dimming, it is necessary that the power supply is saturated to 100%

Class 2 power supply 24V DC
ETL listed

Consult **B LIGHT North America**
Lighting Group Network
T: 212.775.6363
E: info@lightinggroupnetwork.com

69842



69847

code	description	dimensions mm
69842	IP68 connector, 1 IN - 1 OUT, 2 wires	W37xD22xH37
69847	IP68 connector, 1 IN - 2 OUT, parallel wiring, 2 wires	W45xD30xH17

SPECIAL FEATURE: WATER DRAINAGE SYSTEM

When aimed upwards, the water is collected in the cup and is drained from the bezel cavities

*To choose the power supply, always add a spare 20% as safety margin.
See pag 511 for cable size and max wiring distance from power supply to last connected luminaire



FIREFLY

SPECIFICATIONS

base code	67231 - 67232 - 67233 - 67234
typology	Garden luminaire with omnidirectional light distribution
mounting	On ground with stem. Cable length 2000 mm / 78.7”
height	1140 mm / 44.9” - 1440 mm / 56.7” - 1740 mm / 68.5”- 2040 mm / 80.3”
diameter	Fixture: 20 mm / 0.8”. Stem: 6 mm / 0.2”
construction	Fixture: turning and milling aluminium. Diffuser in PMMA complete with silicone gasket. Flexible stem in composite carbon fiberglass
finishes	Powder coated
ingress protection	IP66. North America wet location
lamp type	LED on printed circuit board. Remote power supply not included
lamp wattage	1,5W at 48V DC. North America: 1,5W at 24V DC
lamp lumens	155lm
delivered lumens	35lm
lumen maintenance	50.000h L90
beam	Diffused
kelvin	2200K CRI80, 2700K CRI93, 3000K CRI93 / 3 step MacAdam ellipse
special features	Reverse polarity protection. Water stop technology. Two wires dimming
dimming options	Push button, potentiometer, 0-10V, DALI. Dimming options depend on power supply and additional control units to be separately ordered as accessories
listings	ETL listed for wet location

CYLINDER DIFFUSER

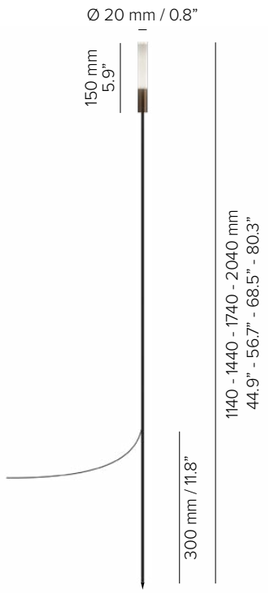

SPHERE DIFFUSER

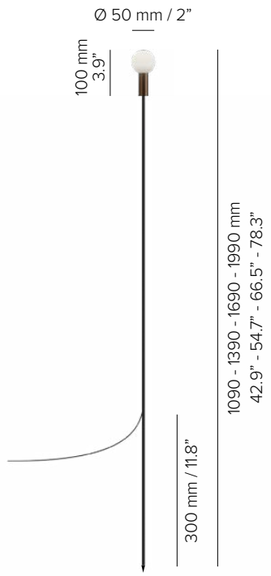

IP66 kg 0.2 kg * 1.1 lbs * Intertek

* weight referred to the 1140 mm / 44.9” model



FIREFLY

ORDER CODE

BASE CODE

672

A1 . STEM HEIGHT

- **31** 1140 mm
- **32** 1440 mm
- **33** 1740 mm
- **34** 2040 mm

A . POWER SUPPLY

- **8** 48V DC power supply NOT included
- **R** ETL listed 24V DC power supply NOT included

B . KELVIN

- **5** 3000K CRI93
- **8** 2700K CRI93
- **I** 2200K CRI80

C . DIFFUSER

- **1** cylinder
- **3** sphere

	BASE CODE	A1	A	B	C	D	
Example:	**672**	**31**	**R**	**8**	**1**	**F**	= **67231-R81F**

D . FINISHES

- **F** golden bronze

ACCESSORIES

REQUIRED ACCESSORIES - *NOT INCLUDED*

	code	output power	input voltage	frequency	IP	dimensions mm
Power supply 48V DC, 1-10V[1] or ON/OFF* ambient temperature up to 60° C	69185	40W	90-305V	47-63Hz	IP67	L171xW62xH37
Power supply 48V DC*, DALI[1] ambient temperature up to 60° C	69195	75W	100-305V	47-63Hz	IP67	L180xW63xH36
Power supply 48V DC, 1-10V and DALI	69096	55W	99-264V	50-60Hz	IP20	L129xW76xH30

[1] for a perfect dimming, it is necessary that the power supply is saturated to 100%

Class 2 power supply 24V DC
ETL listed

Consult **B LIGHT North America**
Lighting Group Network
T: 212.775.6363
E: info@lightinggroupnetwork.com

69842



69847

code	description	dimensions mm
69842	IP68 connector, 1 IN - 1 OUT, 2 wires	W37xD22xH37
69847	IP68 connector, 1 IN - 2 OUT, parallel wiring, 2 wires	W45xD30xH17

OPTIONAL ACCESSORIES

69864

code	description	dimensions mm
69864	stainless steel AISI 304 spike	Ø42xH270



GARDEN RAZOR

LUMINAIRES FOR TOTALLY GLARE FREE ZONES

SPECIFICATIONS

base code	67243 - 67245
typology	Linear garden luminaire with light distribution on one side
mounting	On ground with stem. Cable length 2000 mm / 78.7”
height	1030 mm / 40.6” or 1630 mm / 64.2”
diameter	End cap: 15 mm / 0.6”. Stem: 6 mm / 0.2”
construction	End cap: turning and milling aluminum. Fixture: Flexible stem in composite carbon fiberglass. Lower section: stainless steel AISI 304
finishes	Marine grade powder coated (end cap)
ingress protection	IP66. North America wet location
lamp type	Linear LED array on printed circuit board. Height 1030mm: PCB L 500 mm / 19.6”. Height 1630mm: PCB L 1000 mm / 39.2”. Remote power supply not included
lamp wattage	Height 1030 mm: 3W at 48V DC. North America 24V DC Height 1630 mm: 6W at 48V DC. North America 24V DC
lamp lumens	3W: 300lm. 6W: 600lm
delivered lumens	3W: 30lm. 6W: 60lm
lumen maintenance	50.000h L90
beam	Diffused
kelvin	2200K CRI93, 2700K CRI93 or 3000K CRI93 / 3 step MacAdam ellipse
special features	Reverse polarity protection. Water stop technology. Two wires dimming
dimming options	Push button, potentiometer, 0-10V, DALI. Dimming options depend on power supply and additional control units to be separately ordered as accessories
listings	CE, ETL listed for wet location

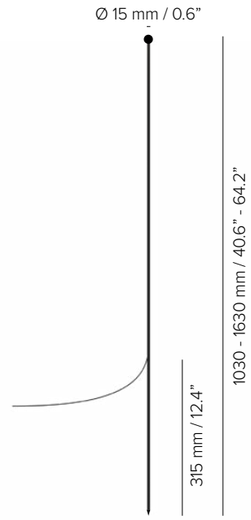

IP66 · 0.2 kg.* 1.1 lbs* · CE · ETL Intertek

* weight referred to the 1000 mm / 39.4” model

GARDEN RAZOR

ORDER CODE

BASE CODE

672

A1 . STEM HEIGHT

- **43** 1030 mm
- **45** 1630 mm

A . POWER SUPPLY

- **8** 48V DC power supply NOT included
- **R** ETL listed 24V DC power supply NOT included

B . KELVIN

- **5** 3000K CRI93
- **8** 2700K CRI93
- **D** 2200K CRI93

C . DIFFUSER

- **1** frosted

	BASE CODE	A1	A	B	C	D	
Example:	**672**	**43**	**8**	**8**	**1**	**2**	= **67243-8812**

D . FINISHES

- **2** black *RAL 9005*

ACCESSORIES

REQUIRED ACCESSORIES - *NOT INCLUDED*

	code	output power	input voltage / frequency		IP	dimensions mm
Power supply 48V DC, 1-10V[1] or ON/OFF* ambient temperature up to 60° C	69185	40W	90-305V	47-63Hz	IP67	L171xW62xH37
Power supply 48V DC*, DALI[1] ambient temperature up to 60° C	69195	75W	100-305V	47-63Hz	IP67	L180xW63xH36
Power supply 48V DC, 1-10V and DALI	69096	55W	99-264V	50-60Hz	IP20	L129xW76xH30

[1] for a perfect dimming, it is necessary that the power supply is saturated to 100%

Class 2 power supply 24V DC
ETL listed

Consult **B LIGHT North America**
Lighting Group Network
T: 212.775.6363
E: info@lightinggroupnetwork.com

69842



69847

code	description	dimensions mm
69842	IP68 connector, 1 IN - 1 OUT, 2 wires	W37xD22xH37
69847	IP68 connector, 1 IN - 2 OUT, parallel wiring, 2 wires	W45xD30xH17

OPTIONAL ACCESSORIES

69864



code	description	dimensions mm
69864	stainless steel AISI 304 spike	Ø42xH270

The luminaire offers a **longitudinal cut-off** delivering glare free homogeneous light

*To choose the power supply, always add a spare 20% as safety margin.
See pag 511 for cable size and max wiring distance from power supply to last connected luminaire

JOLI

SPECIFICATIONS

base code	JOLI 1 (round module): 67741 - JOLI 2 (projector): 67744
typology	Pole-top luminaire with round module and/or projectors
mounting	In the ground
diameter	Pole: 60 mm / 2.4” - Round module: 400 mm / 15.8” - Projector: 55 mm / 2.2”
height	Pole: 4500 mm / 177.2” (4000 mm / 157.5” above ground level, 500 mm / 19.7” in-grade) Round module: 80 mm / 3.2” Projector: 220 mm / 8.7”
construction	Pole: galvanized iron. Round module: iron Projector: turning and milling aluminum. Stainless steel A2 screws. Lens: PMMA. Protective glass complete with silicone gasket
finishes	Powder coated
ingress protection	JOLI 1: IP65. North America wet location. JOLI 2: IP66. North America wet location. Built-in protection from water infiltration and moisture
lamp type	LED array on printed circuit board. Remote power supply not included
lamp wattage	JOLI 1: 40W at 48V DC - JOLI 2: 10W at 48V DC. North America JOLI 1: 40W at 24V DC - JOLI 2: 5W at 24V DC
lamp lumens	JOLI 1: 4120lm. JOLI 2: 10W 1100lm, 5W 550lm
delivered lumens	JOLI 1: 3280lm. JOLI 2: 10W 870lm, 5W 390lm
lumen maintenance	50.000h L90
beam	JOLI 1: diffused. JOLI 2: 20°, 30°. Adjustable 355° on the horizontal plane and 360° on the vertical plane
kelvin	2200K CRI80 (JOLI 2 only), 2700K CRI93 or 3000K CRI93 / 3 step MacAdam
special features	JOLI 1: unpolarized electronic system. Two wires dimming. Diffuse and completely homogenous light distribution across the entire surface. JOLI 2 48V DC: unpolarized electronic system. JOLI 2 24V DC: reverse polarity protection. Thermal Sensor. Safe wiring. Two wires dimming. Water stop technology
dimming options	Push button, potentiometer, 0-10V, DALI, DMX, KNX. Dimming options depend on power supply
certifications	CE, ETL listed for wet location

67741 - JOLI 1
(round module only,
pole by others)

67744 - JOLI 2
(projector only,
pole by others)

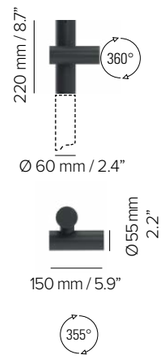

IP65 IP66 JOLI 1 JOLI 2 Round module 6 kg 13 lbs Projector 1 kg 2.2 lbs Pole 20 kg 44 lbs

JOLI 1

ORDER CODE

BASE CODE

67741 JOLI 1 (round module only)

A . POWER SUPPLY

8 48V DC power supply NOT included

R listed 24V DC power supply NOT included

B . KELVIN

5 3000K CRI93

8 2700K CRI93

C . DIFFUSER

A satin diffuser

Example:

BASE CODE	A	B	C	D	
67741	**8**	**8**	**A**	**Q**	= **67741-88AQ**

D . FINISHES

Q anthracite *RAL 7024*

ACCESSORIES

REQUIRED ACCESSORIES - *NOT INCLUDED*

69885-Q

code	description	dimensions mm
69885-Q	Pole 4500mm / 177.2" - antracite RAL7024	D60xH4500

JOLI 2

ORDER CODE

BASE CODE

67744 JOLI 2 (one projector, max three per pole)

A . POWER SUPPLY

8 48V DC power supply NOT included

R listed 24V DC power supply NOT included

B . KELVIN

5 3000K CRI93

8 2700K CRI93

I 2200K CRI80

C . BEAM

2 spot 20°

4 flood 30°

Example:

BASE CODE	A	B	C	D	E	
67744	**8**	**8**	**2**	**Q**	**B**	= **6774-882QB**

D . FINISHES

Q anthracite *RAL 7024*

E . LENS

A honeycomb

B clear

ACCESSORIES

REQUIRED ACCESSORIES - *NOT INCLUDED*

69886-Q

code	description	dimensions mm
69886-Q	Pole 4500mm / 177.2" - antracite RAL7024	D60xH4500

JOLI 1 / JOLI 2

ACCESSORIES

REQUIRED ACCESSORIES - *NOT INCLUDED*

	code	output power	input voltage / frequency		IP	dimensions mm
Power supply 48V DC, 1-10V[1] or ON/OFF* ambient temperature up to 60° C	69186	60W	90-305V	47-63Hz	IP67	L171xW62xH37
	69187	100W	90-305V	47-63Hz	IP67	L220xW68xH39
Power supply 48V DC*, DALI[1] ambient temperature up to 60° C	69195	75W	100-305V	47-63Hz	IP67	L180xW63xH36
	69196	100W	100-305V	47-63Hz	IP67	L199xW63xH36
Power supply 48V DC, 1-10V and DALI	69096	55W	99-264V	50-60Hz	IP20	L129xW76xH30

[1] for a perfect dimming, it is necessary that the power supply is saturated to 100%

Class 2 power supply 24V DC

listed

Consult **B LIGHT North America**
Lighting Group Network
T: 212.775.6363
E: info@lightinggroupnetwork.com

69842



69847

69848

code	description	dimensions mm
69842	IP68 connector, 1 IN - 1 OUT, 2 wires	W37xD22xH37
69847	IP68 connector, 1 IN - 2 OUT, parallel wiring, 2 wires	W45xD30xH17
69848	IP68 connector, 1 IN - 3 OUT, parallel wiring, 2 wires (US market)	W78xD30xH20

*To choose the power supply, always add a spare 20% as safety margin.
See pag 511 for cable size and max wiring distance from power supply to last connected luminaire



LINEAR TUBE SLIM

SPECIFICATIONS

base code	674
typology	Compact, linear luminaire with symmetrical light distribution
mounting	Via spring clips (code 69813 or 69826) or via security brackets (code 69821) to be separately ordered as accessories
length	Twelve lengths, from 301 to 3051 mm / from 11.9” to 120.1”.
diameter	24 mm / 0.9”
construction	Extruded aluminum fixture. End caps in turning and milling aluminum or stainless steel AISI 304 complete with silicone gaskets. Diffuser in frosted PMMA. Enclosure in transparent polycarbonate
finishes	Anodized or polished stainless steel
ingress protection	IP67. North America wet location. Built-in protection from water infiltration and moisture
lamp type	Linear LED array on printed circuit board. PCB L 250 mm / 9.8” (diffused light). PCB L 500 mm / 19.7” (beam angles) Remote power supply not included
LED pitch	Diffused light: 4,5 mm / 0.18” (224 LEDs per meter) Beam angles: 63 mm / 2.48” (14 LEDs per meter)
lamp wattage	Diffused light: from 5W to 60W at 48V DC. North America 24V DC. Beam angles: from 10W to 60W at 24V DC
lamp lumens	PCB L 500 (diffused light): 800lm. PCB L 500 (beam angles): 700lm.
delivered lumens	PCB L 500 (diffused light): 580lm (3000K CRI93) PCB L 500 (beam angles): 520lm (3000K CRI93)
lumen maintenance	50.000h L90
beam	Diffused, 20°, 45°, oval flood 45° x 20°
kelvin	2200K CRI90, 2700K CRI93, 3000K CRI93 and 4000K CRI93 / 3 step MacAdam ellipse
special features	Reverse polarity protection. Water stop technology. Two wires dimming Diffuse and completely homogenous light distribution across the entire surface
dimming options	Push button, potentiometer, 1-10V, DALI, DMX, KNX. Dimming options depend on power supply and additional control units to be separately ordered as accessories
listings	CE, ETL listed for wet location

* weight based on 250 mm / 9.8”

LINEAR TUBE SLIM

ORDER CODE (DIFFUSED LIGHT)

BASE CODE

674

A1 . LENGTH

61	301 mm	5 W
62	551 mm	10 W
63	801 mm	15 W
64	1051 mm	20 W
65	1301 mm	25 W
66	1551 mm	30 W
67	1801 mm	35 W
68	2051 mm	40 W
69	2301 mm	45 W
70	2551 mm	50 W
71	2801 mm	55 W
72	3051 mm	60 W

A . POWER SUPPLY

- **8** 48V DC power supply NOT included
- **R** ETL listed 24V DC power supply NOT included

B . KELVIN

- **4** 4000K CRI93
- **5** 3000K CRI93
- **8** 2700K CRI93
- **D** 2200K CRI90

C . DIFFUSER

- **1** frosted PMMA

Example:	BASE CODE	A1	A	B	C	D	E	
	674	**61**	**8**	**5**	**1**	**1**	**A**	= **67461-8511A**

D . FINISHES

- **1** grey anodized
- **5** polished stainless steel

E . OTHER

- **A** 90 degrees cable exit
- **B** straight cable exit

ORDER CODE (BEAM ANGLES)

BASE CODE

674

A1 . LENGTH

62	551 mm	10 W
64	1051 mm	20 W
66	1551 mm	30 W
68	2051 mm	40 W
70	2551 mm	50 W
72	3051 mm	60 W

A . POWER SUPPLY

- **2** 24V DC power supply NOT included
- **R** ETL listed 24V DC power supply NOT included

B . KELVIN

- **4** 4000K CRI93
- **5** 3000K CRI93
- **8** 2700K CRI93

C . DIFFUSER

- **2** spot 20°
- **5** wide flood 45°
- **8** oval flood 45° x 20°

Example:	BASE CODE	A1	A	B	C	D	E	
	674	**62**	**2**	**5**	**2**	**1**	**A**	= **67462-2521A**

D . FINISHES

- **1** grey anodized
- **5** polished stainless steel

E . OTHER

- **A** 90 degrees cable exit
- **B** straight cable exit



LINEAR TUBE SLIM

ACCESSORIES

REQUIRED ACCESSORIES - *NOT INCLUDED*

69813

69821/69823

69826

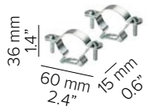

	code	description	dimensions mm
	69813	two stainless steel AISI 301 spring clips (place a spring clip every 50 cm / 19.7")	W27xD12xH37
	69821	two security brackets in grey anodized aluminum (place a bracket every 50 cm / 19.7")	Ø38xD12xH36
	69823	two security brackets in stainless steel AISI 304 (place a bracket every 50 cm / 19.7")	Ø38xD12xH36
	69826	two security brackets in galvanized steel (place a bracket every 50 cm / 19.7")	L60xD15xH36

	code	output power	input voltage / frequency		IP	dimensions mm
Power supply 48V DC, 1-10V[1] or ON/OFF* ambient temperature up to 60° C	69185	40W	90-305V	47-63Hz	IP67	L171xW62xH37
	69186	60W	90-305V	47-63Hz	IP67	L171xW62xH37
	69187	100W	90-305V	47-63Hz	IP67	L220xW68xH39
	69188	150W	90-305V	47-63Hz	IP67	L228xW68xH39
Power supply 48V DC, DALI[1] ambient temperature up to 60° C	69195	75W	100-305V	47-63Hz	IP67	L180xW63xH36
	69196	100W	100-305V	47-63Hz	IP67	L199xW63xH36
	69197	150W	100-305V	47-63Hz	IP67	L219xW63xH36

[1] for a perfect dimming, it is necessary that the power supply is saturated to 100%

Power supply 48V DC, 1-10V and DALI	69096	55W	99-264V	50-60Hz	IP20	L129xW76xH30
Power supply 24V DC, ON/OFF*	69054	60W	90-305V	50-60Hz	IP67	L160xW40xH32
	69052	100W	90-264V	50-60Hz	IP20	L200xW69xH35
Power supply 24V DC, 1-10V[1]	69062	60W	90-305V	50-60Hz	IP67	L171xW62xH37
	69063	100W	90-305V	50-60Hz	IP67	L220xW68xH39
Power supply 24V DC, DALI[1]	69201	75W	100-305V	47-63Hz	IP67	L180xW63xH36
	69202	100W	100-305V	47-63Hz	IP67	L199xW63xH36

[1] for a perfect dimming, it is necessary that the power supply is saturated to 100%

Class 2 power supply 24V DC
listed

Consult **B LIGHT North America**
Lighting Group Network
T: 212.775.6363
E: info@lightinggroupnetwork.com

69842



69847

code	description	dimensions mm
69842	IP68 connector, 1 IN - 1 OUT, 2 wires	W37xD22xH37
69847	IP68 connector, 1 IN - 2 OUT, parallel wiring, 2 wires	W45xD30xH17

*To choose the power supply, always add a spare 20% as safety margin.
See pag 511 for cable size and max wiring distance from power supply to last connected luminaire

OKKIO

indoor and outdoor spotlights

CEILING

OKKIO 55 CL

Ø 54 mm - H 87 mm
Ø 2.1” - H 3.4”
IP44 / IP54

PLUS

OKKIO 60 WW

Ø 60 mm - H 97 mm
Ø 2.4” - H 3.8”
IP20

PLUS

OKKIO 80 CL

Ø 80 mm - H 130 mm
Ø 3.2” - H 5.1”
IP30 / IP44 / IP66

OKKIO 100 CL

Ø 99 mm - H 164 mm
Ø 3.9” - H 6.5”
IP66

OKKIO 55 AD

Ø 54 mm - H 87 mm
Ø 2.1” - H 3.4”
IP30

PLUS

OKKIO 55 ADP

Ø 54 mm - H 87 mm
Ø 2.1” - H 3.4”
IP30

PLUS

OKKIO 80 AD

Ø 80 mm - H 130 mm
Ø 3.2” - H 5.1”
IP30

OKKIO 130 CL

Ø 130 mm - H 210 mm
Ø 5.1” - H 8.3”
IP66

WALL

OKKIO 55 W

Ø 54 mm - H 87 mm
Ø 2.1” - H 3.4”
IP65

OKKIO 100 W

Ø 99 mm - H 164 mm
Ø 3.9” - H 6.5”
IP66

OKKIO 55 W2

Ø 54 mm - H 130 mm
Ø 2.1” - H 5.1”
IP67

OKKIO 100 W2

Ø 99 mm - H 238 mm
Ø 3.9” - H 9.4”
IP66

PENDANT

OKKIO 40 DUAL CABLE

Ø 44 mm - H 60 mm
Ø 1.7” - H 2.4”
IP40

OKKIO 100 SD

Ø 99 mm - H 164 mm
Ø 3.9” - H 6.5”
IP30

OKKIO 55 CL

OKKIO 55 CL / OKKIO 55 AD

SPECIFICATIONS

base code	OKKIO 55 CL (IP44): 67108 - OKKIO 55 CL (IP54): 67107 - OKKIO 55 AD (IP30): 67145
typology	Ceiling mounting luminaire. Adjustable light distribution for OKKIO 55 AD
mounting	To ceiling using mounting plate
diameter	54 mm / 2.1”
height	87 mm / 3.4”
construction	Fixture: turning and milling aluminum. Lens: PMMA. Protective glass or PMMA complete with silicone gasket
finishes	Powder coated
ingress protection	OKKIO 55 CL: IP44 / IP54. North America dry or damp location. OKKIO 55 AD: IP30. North America dry location
lamp type	LED array on printed circuit board. Remote power supply not included
lamp wattage	OKKIO 55 CL: 6W at 48V DC and 500 mA. North America 24V DC and 500mA. OKKIO 55 AD: 6W at 48V DC. North America 24V DC
lamp lumens	630lm
delivered lumens	440lm (3000K CRI93, 36°) - 520lm (3000K CRI93, 45°)
lumen maintenance	50.000h L90
beam	OKKIO 55 CL: 16°, 36°, 45°. OKKIO 55 AD: 20°, 30° - 355° rotation and 90° tilt. Rotation via base and toolless adjustment that hold position with precision
kelvin	2200K CRI80, 2200K CRI93, 2700K CRI93, 3000K CRI93 / 3 step MacAdam ellipse
special features	Unpolarized electronic system (24V DC: reverse polarity protection). Safe wiring. 48V DC, 24V DC: Thermal Sensor. Two wires dimming
dimming options	Push button, potentiometer, 0-10V, DALI, DMX, KNX. Dimming options depend on power supply and additional control units to be separately ordered as accessories
listings	CE, ETL listed for damp location

OKKIO 55 CL



OKKIO 55 AD

IP30 IP44 IP54 AD 0,3 kg 0.7 lbs

OKKIO 55 CL / OKKIO 55 AD

ORDER CODE

BASE CODE

67108	OKKIO 55 CL **IP44**
67107	OKKIO 55 CL **IP54**
67145	OKKIO 55 AD **IP30** adjustable

A . POWER SUPPLY

8	48V DC power supply NOT included
L	500 mA power supply NOT included [1]
R	ETL listed 24V DC power supply NOT included
U	ETL listed 500 mA power supply NOT included [1]

B . KELVIN

5	3000K CRI93
8	2700K CRI93
D	2200K CRI93 (500 mA)
I	2200K CRI80 (24/48V DC)

C . BEAM

2	spot 16°
4	flood 36°
5	wide flood 45°

OKKIO 55 AD

2	spot 20°
4	flood 30°

	BASE CODE	A	B	C	D	
Example:	**67107**	**8**	**8**	**4**	**6**	= **67107-8846**

D . FINISHES

2	black *RAL 9005*	**6**	white *RAL 9003*
F	golden bronze		

[1] *Not available for OKKIO 55 AD*

ACCESSORIES

REQUIRED ACCESSORIES - *NOT INCLUDED*

	code	output power	input voltage / frequency		IP	dimensions mm
Power supply 48V DC*, ON/OFF	69181	40W	90-305V	47-63Hz	IP54	L163xW43xH32
	69182	60W	90-305V	47-63Hz	IP54	L163xW43xH32
Power supply 48V DC, 1-10V[1] or ON/OFF* ambient temperature up to 60° C	69185	40W	90-305V	47-63Hz	IP67	L171xW62xH37
	69186	60W	90-305V	47-63Hz	IP67	L171xW62xH37
Power supply 48V DC*, DALI[1] ambient temperature up to 60° C	69195	75W	100-305V	47-63Hz	IP67	L180xW63xH36
Power supply 48V DC, 1-10V and DALI	69096	55W	99-264V	50-60Hz	IP20	L129xW76xH30
Power supply 48V DC, 0-10V	69097	120W	90-305V	47-63Hz	IP67	L191xW63xH38
Power supply 500 mA max No. fixtures OKKIO 55 CL IP44/IP54	69095	ON/OFF, 12W / max 1	90-264V	50-60Hz	IP20	L115xW34XH19
	69091	1-10V, 20W / max 2	99-264V	50-60Hz	IP20	L120xW52XH22
	69080	DALI, 20W / max 2	220-240V	50-60Hz	IP20	L120xW52xH22
	69206	DALI, 24W / max 3	99-264V	50-60Hz	IP67	L122xW54xH26

[1] for a perfect dimming, it is necessary that the power supply is saturated to 100%

Class 2 power supply 24V DC 500 mA ETL listed

Consult **B LIGHT North America**
Lighting Group Network
T: 212.775.6363
E: info@lightinggroupnetwork.com

*To choose the power supply, always add a spare 20% as safety margin.
See pag 511 for cable size and max wiring distance from power supply to last connected luminaire

OKKIO 55 ADP

LUMINAIRES FOR TOTALLY GLARE FREE ZONES

SPECIFICATIONS

base code	67146
typology	Recessed mounting luminaire with adjustable light distribution
mounting	In plasterboard using springs (included)
diameter	Cylinder: 54 mm / 2.1”. Canopy: 65 mm / 2.6” (standard) or 89 mm / 3.5” (large)
height	110 mm / 4.3”
required depth	40 mm / 1.6”
ceiling cut out	57 mm / 2.24”
construction	Fixture and bezel: turning and milling aluminum. Reflector: polycarbonate
finishes	Powder coated
ingress protection	IP30. North America dry location
lamp type	COB. Remote power supply not included
lamp wattage	10W at 500 mA. **Vf 17,8V DC**. Tunable white: maximum wattage 10W (CH1 + CH2 max 10W, one channel max 10W)
lamp lumens	1150lm
delivered lumens	850lm (30°) - 930lm (50°)
lumen maintenance	50.000h L90
beam	30° or 50° 355° rotation and 90° tilt. Rotation via base and toolless adjustment that hold position with precision
kelvin	2700K CRI93, 3000K CRI93, 4000K CRI93 / 3 step MacAdam ellipse or Tunable white (1800K - 4000K) CRI93
special features	Safe wiring - Two wires dimming. Designed with high performance reflectors, delivers glare free homogeneous light. UGR<10 (30°), UGR<19 (50°)
dimming options	Push button, potentiometer, 0-10V, DALI, DMX, KNX. Dimming options depend on power supply and additional control units to be separately ordered as accessories
listings	CE, ETL listed for dry location

STANDARD CANOPY

LARGE CANOPY

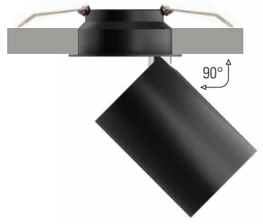

IP30 | 40 mm 1.6” | 57 mm 2.24” | 0,3 kg 0.7 lbs



OKKIO 55 ADP

ORDER CODE

BASE CODE

67146

A . POWER SUPPLY

- **L** 500 mA power supply NOT included
- **U** ETL listed 500 mA power supply NOT included

B . KELVIN

- **4** 4000K CRI93
- **5** 3000K CRI93
- **8** 2700K CRI93
- **7** tunable white 1800K - 4000K CRI93

C . BEAM

- **4** spot 30°
- **5** flood 50°

	BASE CODE	A	B	C	D	E	
Example:	**67146**	**L**	**8**	**4**	**6**	**A**	= **67146-L846A**

D . FINISHES

- **2** black *RAL 9005*

- **6** white *RAL 9003*

- **F** golden bronze

E . MOUNTING OPTIONS

- **A** recessed standard canopy
- **B** recessed large canopy

ACCESSORIES

REQUIRED ACCESSORIES - *NOT INCLUDED*

	code	output power	input voltage / frequency		IP	dimensions mm
Power supply 500 mA max No. fixtures	69109	ON/OFF, 10W / max 1	198-264V	50-60Hz	IP20	L100xW43XH23
	69091	1-10V, 20W / max 2	99-264V	50-60Hz	IP20	L120xW52XH22
	69080	DALI, 20W / max 2	220-240V	50-60Hz	IP20	L120xW52xH22
	69206	DALI, 24W / max 2	99-264V	50-60Hz	IP67	L122xW54xH26
Power supply for Tunable white 500 mA max No. fixtures	69119	DALI DT8, 25W / max 2	198-264V	50-60Hz	IP20	L123xW79XH30
Class 2 power supply 500 mA ETL listed	Consult **B LIGHT North America** Lighting Group Network T: 212.775.6363 E: info@lightinggroupnetwork.com					

Power supply selection

DC **MIN** Output (Vf) < LED **17,8V DC** (Vf) < DC **MAX** Output (Vf)

See pag 511 for cable size and max wiring distance from power supply to last connected luminaire



OKKIO 60 WW

LUMINAIRES FOR TOTALLY GLARE FREE ZONES

SPECIFICATIONS

base code	65307
typology	Semi-recessed ceiling mounting glare free wallwasher
mounting	In plasterboard using springs (included) or using mounting frame (code 69551) to be separately ordered as accessory
diameter	60 mm / 2.4”
height	97 mm / 3.8”
required depth	70 mm / 2.8”
ceiling cut out	52 mm / 2.1” if mounting with springs. 75 mm / 3” if mounting with mounting frame code 69551 (US market only)
construction	Fixture and mounting frame: turning and milling aluminum. Reflector: polycarbonate
finishes	Powder coated
ingress protection	IP20. North America dry location
lamp type	LED array on printed circuit board. Remote power supply not included
lamp wattage	10W at 48V DC. North America: 10W at 24V DC
lamp lumens	1000lm
delivered lumens	620lm
lumen maintenance	50.000h L90
beam	Wallwasher: 5° - 75° towards the wall
kelvin	2200K CRI80, 2200K CRI90, 2700K CRI93, 3000K CRI93 and 4000K CRI93 / 3 step MacAdam ellipse
special features	48V DC: unpolarized electronic system. 24V DC: reverse polarity protection. Thermal Sensor. Safe wiring. Two wires dimming. Thanks to the design of the reflector, the luminare offers longitudinal cut-off and delivers homogeneous light from the upper edge of the wall to the floor with no visible dark zones
dimming options	Push button, potentiometer, 0-10V, DALI, DMX, KNX. Dimming options depend on power supply and additional control units to be separately ordered as accessories
listings	CE, ETL listed for dry location

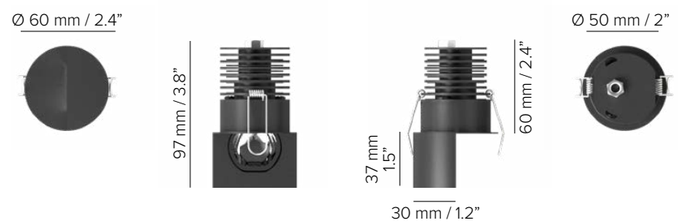

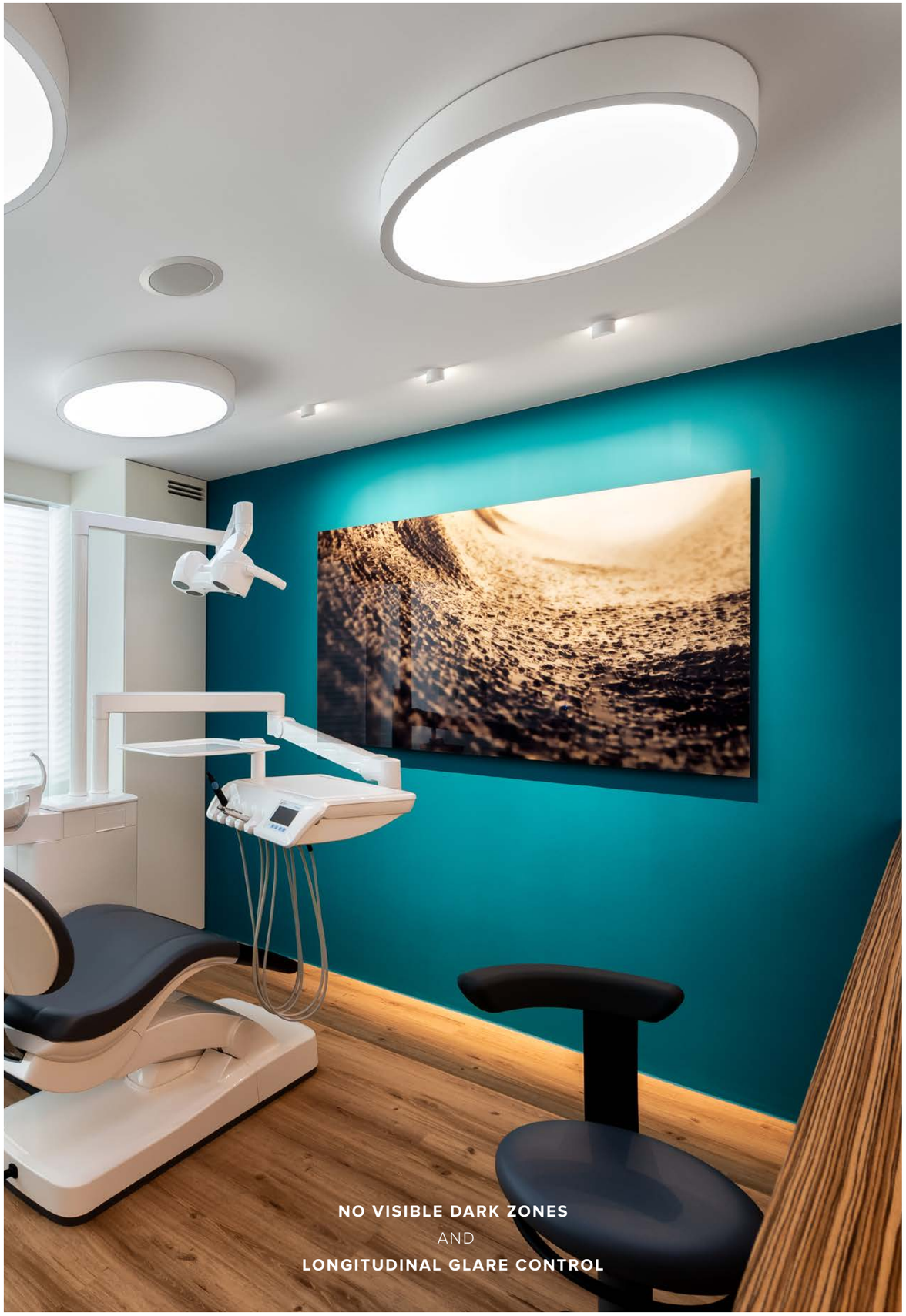

OKKIO 60 WW

INSTALLATION GUIDE

FOR A GOOD UNIFORMITY OF LIGHT ON THE WALL, FOLLOW THESE RULES:

1

The **distance from the wall D** shall be H / 5

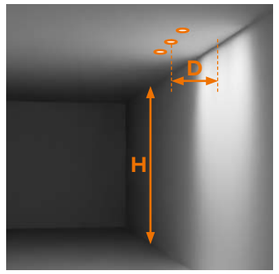

2

The **spacing between luminaires S** shall be **D x 0,8**





20lx | 50lx | 100lx | 200lx

Example

H	3 m / 9'1'"	D	H / 5 = 0,6 m / 24"
		S	D x 0,8 = 0,5 m / 25"

WALLWASHER OPTIONS

FOR DIFFERENT CEILING HEIGHTS

ATRIA WW
8W, 470lm delivered

SEE PAGE 451

INSIDE 75 WW
8W, 470lm delivered

SEE PAGE 387



Since every project is different, use this installation guide as a starting point for your lighting design.
To further test the desired effect on your project, use the **photometric files** available on B LIGHT's website.



EXCELLENT VERTICAL UNIFORMITY:
LIGHT IS CONVEYED PRECISELY TOWARDS THE WALL
FROM THE UPPER EDGE TO THE LOWER EDGE

OKKIO 60 WW

ORDER CODE

BASE CODE

65307

A . POWER SUPPLY

- **8** 48V DC power supply NOT included
- **R** ETL listed 24V DC power supply NOT included

B . KELVIN

- **4** 4000K CRI93
- **5** 3000K CRI93
- **8** 2700K CRI93
- **D** 2200K CRI90 *NORTH AMERICA ONLY*
- **I** 2200K CRI80

C . BEAM

- **W** Wallwasher

	BASE CODE	A	B	C	D	E	
Example:	**65307**	**8**	**8**	**W**	**6**	**A**	= **65307-88W6A**

D . FINISHES

- **2** black *RAL 9005*

- **6** white *RAL 9003*

E . OTHER

- **A** plasterboard mounting
- **B** with mounting frame[1] *code 69551 to be separately ordered*

[1]Available for North America only

ACCESSORIES

REQUIRED ACCESSORIES - *NOT INCLUDED*

	code	output power	input voltage / frequency		IP	dimensions mm
Power supply 48V DC, ON/OFF*	69181	40W	90-305V	47-63Hz	IP54	L163xW43xH32
	69182	60W	90-305V	47-63Hz	IP54	L163xW43xH32
	69187	100W	90-305V	47-63Hz	IP67	L220xW68xH39
Power supply 48V DC, 1-10V[1]	69185	40W	90-305V	47-63Hz	IP67	L171xW62xH37
	69186	60W	90-305V	47-63Hz	IP67	L171xW62xH37
	69187	100W	90-305V	47-63Hz	IP67	L220xW68xH39
Power supply 48V DC, DALI[1]	69195	75W	100-305V	47-63Hz	IP67	L180xW63xH36
	69196	100W	100-305V	47-63Hz	IP67	L199xW63xH36
	[1]for a perfect dimming, it is necessary that the power supply is saturated to 100%					
Power supply 48V DC, 1-10V and DALI	69096	55W	99-264V	50-60Hz	IP20	L129xW76xH30
Power supply 48V DC, 0-10V	69097	120W	90-305V	47-63Hz	IP67	L191xW63xH38
Class 2 power supply 24V DC ETL listed	Consult **B LIGHT North America** Lighting Group Network T: 212.775.6363 E: info@lightinggroupnetwork.com					

OPTIONAL ACCESSORIES

69551

code	description	dimensions mm
69551	mounting frame for US market	Ø65xH30

*To choose the power supply, always add a spare 20% as safety margin.
See pag 511 for cable size and max wiring distance from power supply to last connected luminaire

OKKIO 80 CL

OKKIO 80 CL / OKKIO 80 AD

LUMINAIRES FOR TOTALLY GLARE FREE ZONES

SPECIFICATIONS

base code	OKKIO 80 CL: 65252 - OKKIO 80 AD: 65302
typology	Glare free ceiling mounting luminaire. Adjustable light distribution for OKKIO 80 AD
mounting	To ceiling using mounting plate
diameter	80 mm / 3.2”
height	130 mm / 5.1”
construction	Fixture: turning and milling aluminum. Reflector: polycarbonate. Protective glass in PMMA or softening glass
finishes	Powder coated
ingress protection	OKKIO 80 CL: IP30, IP44 or IP66. North America dry, damp or wet location OKKIO 80 AD: IP30. North America dry location
lamp type	COB. Remote power supply not included
lamp wattage	13W at 700mA. **Vf 17,8V DC**. Tunable white: 10W at 500mA. CH1 max 10W or **CH1+CH2 max 10W. Vf 17,8V DC**
lamp lumens	1600lm
delivered lumens	IP30: 1190lm (30°) - 1300lm (50°) - 1350lm (70°) IP44 / IP66: 1050lm (30°) - 1175lm (50°) - 1220lm (70°)
lumen maintenance	50.000h L90
beam	OKKIO 80 CL: 30°, 50°, 70° or wallwasher (downlight 25° and wallwasher). OKKIO 80 AD: 30°, 50°, 70°, 355° rotation and 90° tilt. Rotation via base and toolless adjustment that hold position with precision
kelvin	2700K CRI93, 3000K CRI93, 4000K CRI93 / 3 step MacAdam ellipse or Tunable white (1800K - 4000K) CRI93
special features	Safe wiring. Two wires dimming. Designed with high efficiency reflectors, delivers glare free homogeneous light. UGR<10 (30°), UGR<19 (50°), UGR<25 (70°)
dimming options	Push button, potentiometer, 0-10V, DALI, DMX, KNX. Dimming options depend on power supply and additional control units to be separately ordered as accessories
listings	CE, ETL listed for wet location

OKKIO 80 CL



OKKIO 80 AD

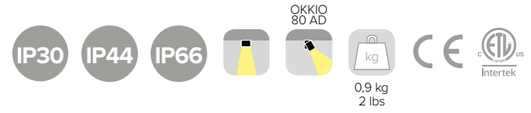

OKKIO 80 CL

INSTALLATION GUIDE FOR WALLWASHER

FOR A GOOD UNIFORMITY OF LIGHT ON THE WALL, FOLLOW THESE RULES:

1

The **distance from the wall D** shall be minimum H / 5 and maximum H / 3

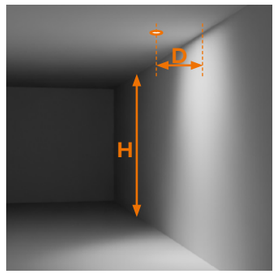

2

The **spacing between luminaires S** shall be minimum the distance **D** from the wall and maximum twice the distance **D x 2** from the wall

OKKIO 80 CL
10W, 790lm delivered

H 3 m 9' 10"	D_{MIN} 0,6 m 1' 11"	S_{MIN} 0,6 m 1' 11"	
		S_{MAX} 1,2 m 3' 11"	
	D_{MAX} 1 m 3' 3"	S_{MIN} 1 m 3' 3"	
		S_{MAX} 2 m 6' 7"	

20lx 50lx 100lx 200lx

WALLWASHER BEAM

A chrome wallwasher

C black wallwasher

See pag 511 for cable size and max wiring distance from power supply to last connected luminaire

OKKIO 80 CL / OKKIO 80 AD

PLUS

ORDER CODE

BASE CODE

65252 OKKIO 80 CL

65302 OKKIO 80 AD adjustable

A . POWER SUPPLY

L 500/700 mA power supply NOT included

U ETL listed 500/700 mA power supply NOT included

B . KELVIN

4 4000K CRI93

5 3000K CRI93

8 2700K CRI93

7 tunable white 1800K - 4000K CRI93

C . BEAM

4 spot 30°

F spot 30°, softening glass

5 flood 50°

G flood 50°, softening glass

8 wide flood 70°

H wide flood 70°, softening glass

A chrome wallwasher[1]

C black wallwasher[1]

[1] *OKKIO 80 CL ONLY*

	BASE CODE	A	B	C	D	E	
Example:	**65252**	**L**	**8**	**4**	**6**	**A**	= **65252-L846A**

D . FINISHES

2 black *RAL 9005*

6 white *RAL 9003*

F golden bronze

E . INGRESS PROTECTION

A IP30

B IP44[1]

C IP66[1]

ACCESSORIES

REQUIRED ACCESSORIES - *NOT INCLUDED*

	code	output power	input voltage / frequency		IP	dimensions mm
Power supply 700 mA max No. fixtures	69089	ON/OFF, 25W / max 1	176-264V	50-60Hz	IP20	L135xW38XH28
	69210	ON/OFF, 31W / max 2	176-275V	50-60Hz	IP20	L147xW44XH30
	69092	1-10V, 25W / max 1	99-264V	50-60Hz	IP20	L103xW67XH21
	69209	1-10V, 50W / max 3	99-264V	50-60Hz	IP20	L124xW79XH22
	69074	DALI, 32W / max 2	110-240V	50-60Hz	IP20	L103xW67xH21
	69207	DALI, 30W / max 2	99-264V	50-60Hz	IP67	L122xW54xH26
Power supply for Tunable white 500 mA max No. fixtures	69119	DALI DT8, 25W / max 2	198-264V	50-60Hz	IP20	L123xW79XH30

Class 2 power supply 700 mA
ETL listed

Consult **B LIGHT North America**
Lighting Group Network
T: 212.775.6363
E: info@lightinggroupnetwork.com

Power supply selection

DC **MIN** Output (Vf) < LED **17,8V DC** (Vf) < DC **MAX** Output (Vf)

See pag 511 for cable size and max wiring distance from power supply to last connected luminaire

OKKIO 100 CL

SPECIFICATIONS

base code	67110
typology	Ceiling mounting luminaire
mounting	To ceiling using mounting plate
diameter	99 mm / 3.9”
height	164 mm / 6.5”
construction	Fixture: turning and milling aluminum. Reflector: polycarbonate. Protective glass or PMMA complete with silicone gasket
finishes	Powder coated
ingress protection	IP66. North America wet location. Built-in protection from water infiltration and moisture
lamp type	COB. 48V DC / 500 mA: Remote power supply not included. 230V AC: Power supply integrated into fixture
lamp wattage	16W at 48V DC, 500 mA or 230V AC. North America 500 mA
lamp lumens	2700K CRI93 - 1780lm, 3000K CRI93 - 1840lm, 4000K CRI93 - 1970lm
delivered lumens	1300lm (3000K CRI93, 36°)
lumen maintenance	50.000h L90
beam	15°, 36°, 51°
kelvin	2700K CRI93, 3000K CRI93 and 4000K CRI93 / 3 step MacAdam ellipse
special features	48V DC: unpolarized electronic system. Thermal Sensor. Safe wiring. Two wires dimming
dimming options	Push button, potentiometer, 0-10V, DALI, DMX, KNX. Dimming options depend on power supply and additional control units to be separately ordered as accessories
listings	CE, ETL listed for wet location

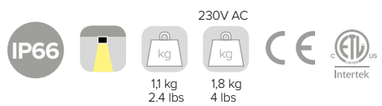

OKKIO 100 CL

ORDER CODE

BASE CODE

67110

A . POWER SUPPLY

- **8** 48V DC power supply NOT included
- **L** 500 mA power supply NOT included
- **6** 230V AC
- **U** ETL listed 500 mA power supply NOT included

B . KELVIN

- **4** 4000K CRI93
- **5** 3000K CRI93
- **8** 2700K CRI93

C . BEAM

- **2** spot 15°
- **4** flood 36°
- **5** wide flood 51°

	BASE CODE	A	B	C	D	
Example:	**67110**	**8**	**8**	**4**	**6**	= **67110-8846**

D . FINISHES

- **2** black *RAL 9005*
- **6** white *RAL 9003*
- **F** golden bronze

www.b-light.it

OKKIO 100 CL

ACCESSORIES

REQUIRED ACCESSORIES - *NOT INCLUDED*

	code	output power	input voltage	/ frequency	IP	dimensions mm
Power supply 48V DC*, ON/OFF	69181	40W	90-305V	47-63Hz	IP54	L163xW43xH32
	69182	60W	90-305V	47-63Hz	IP54	L163xW43xH32
	69187	100W	90-305V	47-63Hz	IP67	L220xW68xH39
	69188	150W	90-305V	47-63Hz	IP67	L228xW68xH39
Power supply 48V DC*, ON/OFF ambient temperature up to 60° C	69185	40W	90-305V	47-63Hz	IP67	L171xW62xH37
	69186	60W	90-305V	47-63Hz	IP67	L171xW62xH37
	69187	100W	90-305V	47-63Hz	IP67	L220xW68xH39
	69188	150W	90-305V	47-63Hz	IP67	L228xW68xH39
Power supply 48V DC*, DALI[1] ambient temperature up to 60° C	69195	75W	100-305V	47-63Hz	IP67	L180xW63xH36
	69196	100W	100-305V	47-63Hz	IP67	L199xW63xH36
	69197	150W	100-305V	47-63Hz	IP67	L219xW63xH36
Power supply 48V DC, 1-10V and DALI	69096	55W	99-264V	50-60Hz	IP20	L129xW76xH30
Power supply 500 mA max No. fixtures	69088	ON/OFF, 20W / max 1	100-264V	50-60Hz	IP20	L135xW38XH28
	69091	1-10V, 20W / max 1	99-264V	50-60Hz	IP20	L120xW52XH22
	69080	DALI, 20W / max 1	220-240V	50-60Hz	IP20	L120xW52xH22
	69206	DALI, 24W / max 1	99-264V	50-60Hz	IP67	L122xW54xH26

[1] for a perfect dimming, it is necessary that the power supply is saturated to 100%

Class 2 power supply 500 mA
ETL listed

Consult **B LIGHT North America**
Lighting Group Network
T: 212.775.6363
E: info@lightinggroupnetwork.com

69842



69847

code	description	dimensions mm
69842	IP68 connector, 1 IN - 1 OUT, 2 wires	W37xD22xH37
69847	IP68 connector, 1 IN - 2 OUT, parallel wiring, 2 wires	W45xD30xH17

*To choose the power supply, always add a spare 20% as safety margin.
See pag 511 for cable size and max wiring distance from power supply to last connected luminaire

OKKIO 130 CL

SPECIFICATIONS

base code	67114
typology	Ceiling mounting luminaire
mounting	To ceiling using mounting plate
diameter	130 mm / 5.1”
height	210 mm / 8.3”
construction	Fixture: turning and milling aluminum. Reflector: polycarbonate. Protective glass complete with silicone gasket
finishes	Powder coated
ingress protection	IP66. North America wet location. Built-in protection from water infiltration and moisture
lamp type	COB. 48V DC and 700 mA: Remote power supply not included. 230V AC: Power supply integrated into fixture
lamp wattage	20W at 48V DC, 700 mA or 230V AC. North America 700 mA
lamp lumens	2700K CRI93 - 2390lm, 3000K CRI93 - 2480lm, 4000K CRI93 - 2660lm
delivered lumens	2090lm (3000K CRI93, 45°)
lumen maintenance	50.000h L90
beam	22°, 45°, 58°
kelvin	2700K CRI93, 3000K CRI93 and 4000K CRI93 / 3 step MacAdam ellipse
special features	48V DC: unpolarized electronic system. Thermal Sensor. Safe wiring. Two wires dimming
dimming options	Push button, potentiometer, 0-10V, DALI, DMX, KNX. Dimming options depend on power supply and additional control units to be separately ordered as accessories
listings	CE, ETL listed for wet location

230V AC

IP66

2 kg
4.4 lbs

2,3 kg
5.1 lbs

OKKIO 130 CL

ORDER CODE

BASE CODE

67114

A . POWER SUPPLY

- **8** 48V DC power supply NOT included
- **L** 700 mA power supply NOT included
- **6** 230V AC
- **U** ETL listed 700 mA power supply NOT included

B . KELVIN

- **4** 4000K CRI93
- **5** 3000K CRI93
- **8** 2700K CRI93

C . BEAM

- **2** spot 22°
- **4** flood 45°
- **5** wide flood 58°

	BASE CODE	A	B	C	D	
Example:	**67114**	**8**	**8**	**4**	**6**	= **67114-8846**

D . FINISHES

- **2** black *RAL 9005*

- **6** white *RAL 9003*

- **F** golden bronze

OKKIO 130 CL

ACCESSORIES

REQUIRED ACCESSORIES - *NOT INCLUDED*

	code	output power	input voltage / frequency		IP	dimensions mm
Power supply 48V DC*, ON/OFF	69181	40W	90-305V	47-63Hz	IP54	L163xW43xH32
	69182	60W	90-305V	47-63Hz	IP54	L163xW43xH32
	69187	100W	90-305V	47-63Hz	IP67	L220xW68xH39
	69188	150W	90-305V	47-63Hz	IP67	L228xW68xH39
Power supply 48V DC*, ON/OFF ambient temperature up to 60° C	69185	40W	90-305V	47-63Hz	IP67	L171xW62xH37
	69186	60W	90-305V	47-63Hz	IP67	L171xW62xH37
	69187	100W	90-305V	47-63Hz	IP67	L220xW68xH39
	69188	150W	90-305V	47-63Hz	IP67	L228xW68xH39
Power supply 48V DC*, DALI[1] ambient temperature up to 60° C	69195	75W	100-305V	47-63Hz	IP67	L180xW63xH36
	69196	100W	100-305V	47-63Hz	IP67	L199xW63xH36
	69197	150W	100-305V	47-63Hz	IP67	L219xW63xH36
	[1] for a perfect dimming, it is necessary that the power supply is saturated to 100%					
Power supply 48V DC, 1-10V and DALI	69096	55W	99-264V	50-60Hz	IP20	L129xW76xH30
Power supply 700 mA max No. fixtures	69089	ON/OFF, 25W / max 1	176-264V	50-60Hz	IP20	L135xW38XH28
	69092	1-10V, 25W / max 1	99-264V	50-60Hz	IP20	L103xW67XH21
	69074	DALI, 32W / max 1	110-240V	50-60Hz	IP20	L103xW67xH21
	69207	DALI, 30W / max 1	99-264V	50-60Hz	IP67	L122xW54xH26
Class 2 power supply 700 mA ETL listed	Consult **B LIGHT North America** Lighting Group Network T: 212.775.6363 E: info@lightinggroupnetwork.com					

69842

69847

code	description	dimensions mm
69842	IP68 connector, 1 IN - 1 OUT, 2 wires	W37xD22xH37
69847	IP68 connector, 1 IN - 2 OUT, parallel wiring, 2 wires	W45xD30xH17

*To choose the power supply, always add a spare 20% as safety margin.

See pag 511 for cable size and max wiring distance from power supply to last connected luminaire

OKKIO 55 W2

OKKIO 55 W / OKKIO 55 W2

SPECIFICATIONS

base code	OKKIO 55 W: 66406 - OKKIO 55 W2: 66410
typology	Wall mounting luminaire with light emission on one side (OKKIO 55 W) or two sides, direct light and indirect light (OKKIO 55 W2)
mounting	To wall using mounting plate
diameter	54 mm / 2.1”
height	OKKIO 55 W: 87 mm / 3.4” OKKIO 55 W2: 130 mm / 5.1”
depth	65 mm / 2.6”
construction	Fixture: turning and milling aluminum. Lens: PMMA. Protective glass or PMMA complete with silicone gasket
finishes	Powder coated
ingress protection	OKKIO 55 W: IP65. North America wet location. OKKIO 55 W2: IP67. North America wet location. Built-in protection from water infiltration and moisture
lamp type	LED array on printed circuit board. Remote power supply not included
lamp wattage	OKKIO 55 W: 6W at 48V DC and 500 mA. North America 24V DC and 500 mA OKKIO 55 W2: 10W (5W direct light and 5W indirect light) at 48V DC and 350 mA. North America 24V DC and 350 mA
lamp lumens	OKKIO 55 W: 630lm OKKIO 55 W2: 840lm
delivered lumens	OKKIO 55 W: 400lm (3000K CRI93, 36°) OKKIO 55 W2: 540lm (3000K CRI93, 36°)
lumen maintenance	50.000h L90
beam	16°, 36°, 45°
kelvin	2200K CRI80, 2200K CRI93, 2700K CRI93, 3000K CRI93 / 3 step MacAdam ellipse
special features	Unpolarized electronic system (24V DC: reverse polarity protection). Safe wiring. 48V DC, 24V DC: Thermal Sensor. Two wires dimming. Water stop technology
dimming options	Push button, potentiometer, 0-10V, DALI, DMX, KNX. Dimming options depend on power supply and additional control units to be separately ordered as accessories
listings	CE, ETL listed for wet location

OKKIO 55 W

OKKIO 55 W2



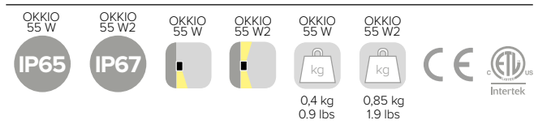

OKKIO 55 W / OKKIO 55 W2

ORDER CODE

BASE CODE

66406	OKKIO 55 W
66410	OKKIO 55 W2

A . POWER SUPPLY

8	48V DC power supply NOT included
L	350/500 mA power supply NOT included
R	ETL listed 24V DC power supply NOT included
U	ETL listed 350/500 mA power supply NOT included

B . KELVIN

5	3000K CRI93
8	2700K CRI93
D	2200K CRI93 (350/500 mA)
I	2200K CRI80 (24/48V DC)

C . BEAM

2	spot 16°
4	flood 36°
5	wide flood 45°

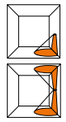

	BASE CODE	A	B	C	D	
Example:	**66406**	**8**	**8**	**4**	**6**	= **66406-8846**

D . FINISHES

6	white *RAL 9003*		**A**	grey *RAL 9006*	
F	golden bronze		**Q**	anthracite *RAL 7024*	

OKKIO 55 W / OKKIO 55 W2

ACCESSORIES

REQUIRED ACCESSORIES - *NOT INCLUDED*

	code	output power	input voltage / frequency		IP	dimensions mm
Power supply 48V DC, ON/OFF*	69181	40W	90-305V	47-63Hz	IP54	L163xW43xH32
	69182	60W	90-305V	47-63Hz	IP54	L163xW43xH32
Power supply 48V DC, 1-10V[1] or ON/OFF* ambient temperature up to 60° C	69185	40W	90-305V	47-63Hz	IP67	L171xW62xH37
	69186	60W	90-305V	47-63Hz	IP67	L171xW62xH37
	69187	100W	90-305V	47-63Hz	IP67	L220xW68xH39
Power supply 48V DC, DALI[1] ambient temperature up to 60° C	69195	75W	100-305V	47-63Hz	IP67	L180xW63xH36
	69196	100W	100-305V	47-63Hz	IP67	L199xW63xH36
	[1] for a perfect dimming, it is necessary that the power supply is saturated to 100%					
Power supply 48V DC, 1-10V and DALI	69096	55W	99-264V	50-60Hz	IP20	L129xW76xH30
Power supply 48V DC, 0-10V	69097	120W	90-305V	47-63Hz	IP67	L191xW63xH38
Power supply 500 mA max No. fixtures OKKIO 55 W only	69095	ON/OFF, 12W / max 1	90-264V	50-60Hz	IP20	L115xW34XH19
	69091	1-10V, 20W / max 2	99-264V	50-60Hz	IP20	L120xW52XH22
	69080	DALI, 20W / max 2	220-240V	50-60Hz	IP20	L120xW52xH22
	69206	DALI, 24W / max 3	99-264V	50-60Hz	IP67	L122xW54xH26
Power supply 350 mA max No. fixtures OKKIO 55 W2 only	69086	ON/OFF, 15W / max 1	90-264V	50-60Hz	IP20	L115xW34XH19
	69090	1-10V, 18W / max 1	99-264V	50-60Hz	IP20	L120xW52XH22
	69079	DALI, 15W / max 1	110-240V	50-60Hz	IP20	L120xW52xH22
	69205	DALI, 17W / max 1	99-264V	50-60Hz	IP67	L122xW54xH26

Class 2 power supply
24V DC
350 mA
500 mA
ETL listed

Consult **B LIGHT North America**
Lighting Group Network
T: 212.775.6363
E: info@lightinggroupnetwork.com

*To choose the power supply, always add a spare 20% as safety margin.
See pag 511 for cable size and max wiring distance from power supply to last connected luminaire

OKKIO 100 W2

OKKIO 100 W / OKKIO 100 W2

SPECIFICATIONS

base code	OKKIO 100 W: 66408 - OKKIO 100 W2: 66412
typology	Wall mounting luminaire with light emission on one side (OKKIO 100 W) or two sides, direct light and indirect light (OKKIO 100 W2)
mounting	To wall using mounting plate
diameter	99 mm / 3.9”
height	OKKIO 100 W: 164 mm / 6.5” - OKKIO 100 W2: 238 mm / 9.4”
depth	117 mm / 4.6”
construction	Fixture: turning and milling aluminum. Reflector: polycarbonate. Protective glass or PMMA complete with silicone gasket
finishes	Powder coated
ingress protection	IP66. North America wet location. Built-in protection from water infiltration and moisture
lamp type	COB. 48V DC, 500 mA: Remote power supply not included. 230V AC: Power supply integrated into fixture
lamp wattage	OKKIO 100 W: 16W at 48V DC, 500 mA or 230V AC. North America 500 mA OKKIO 100 W2: 32W at 48V DC or 500 mA. North America 500 mA
lamp lumens	OKKIO 100 W: 2700K CRI93 - 1780lm, 3000K CRI93 - 1840lm, 4000K CRI93 - 1970lm OKKIO 100 W2: 2700K CRI93 - 3560lm, 3000K CRI93 - 3680lm, 4000K CRI93 - 3940lm
delivered lumens	OKKIO 100 W: 1300lm (3000K CRI93, 36°) - OKKIO 100 W2: 2600lm (3000K CRI93)
lumen maintenance	50.000h L90
beam	15°, 36°, 51°
kelvin	2700K CRI93, 3000K CRI93 and 4000K CRI93 / 3 step MacAdam ellipse
special features	48V DC: unpolarized electronic system. Thermal Sensor. Safe wiring. Two wires dimming
dimming options	Push button, potentiometer, 0-10V, DALI, DMX, KNX. Dimming options depend on power supply and additional control units to be separately ordered as accessories
listings	CE, ETL listed for wet location

OKKIO 100 W



OKKIO 100 W2

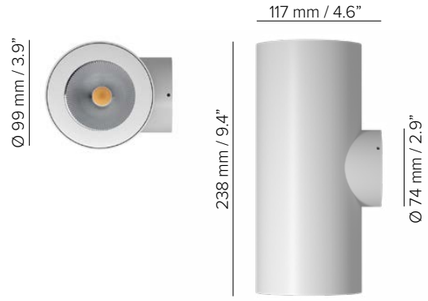

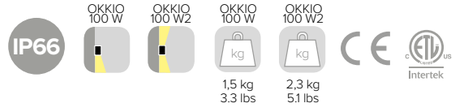

OKKIO 100 W / OKKIO 100 W2

ORDER CODE

BASE CODE

66408	OKKIO 100 W
66412	OKKIO 100 W2

A . POWER SUPPLY

8	48V DC power supply NOT included
L	500 mA power supply NOT included
6	230V AC *OKKIO 100 W ONLY*
U	ETL listed 500 mA power supply NOT included

B . KELVIN

4	4000K CRI93
5	3000K CRI93
8	2700K CRI93

C . BEAM

2	spot 15°
4	flood 36°
5	wide flood 51°

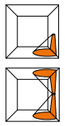

Example:	BASE CODE	A	B	C	D	
	66408	**8**	**8**	**4**	**6**	= **66408-8846**

D . FINISHES

6	white *RAL 9003*	**A**	grey *RAL 9006*
F	golden bronze	**Q**	anthracite *RAL 7024*

OKKIO 100 W / OKKIO 100 W2

ACCESSORIES

REQUIRED ACCESSORIES - *NOT INCLUDED*

	code	output power	input voltage / frequency		IP	dimensions mm
Power supply 48V DC*, ON/OFF	69181	40W	90-305V	47-63Hz	IP54	L163xW43xH32
	69182	60W	90-305V	47-63Hz	IP54	L163xW43xH32
	69187	100W	90-305V	47-63Hz	IP67	L220xW68xH39
	69188	150W	90-305V	47-63Hz	IP67	L228xW68xH39
Power supply 48V DC*, ON/OFF ambient temperature up to 60° C	69185	40W	90-305V	47-63Hz	IP67	L171xW62xH37
	69186	60W	90-305V	47-63Hz	IP67	L171xW62xH37
	69187	100W	90-305V	47-63Hz	IP67	L220xW68xH39
	69188	150W	90-305V	47-63Hz	IP67	L228xW68xH39
Power supply 48V DC*, DALI[1] ambient temperature up to 60° C	69195	75W	100-305V	47-63Hz	IP67	L180xW63xH36
	[1]for a perfect dimming, it is necessary that the power supply is saturated to 100%					
Power supply 48V DC, 1-10V and DALI	69096	55W	99-264V	50-60Hz	IP20	L129xW76xH30
Power supply 500 mA max No. fixtures OKKIO 100 W only	69088	ON/OFF, 20W / max 1	100-264V	50-60Hz	IP20	L135xW38XH28
	69091	1-10V, 20W / max 1	99-264V	50-60Hz	IP20	L120xW52XH22
	69080	DALI, 20W / max 1	220-240V	50-60Hz	IP20	L120xW52xH22
	69206	DALI, 24W / max 1	99-264V	50-60Hz	IP67	L122xW54xH26
Power supply 500 mA max No. fixtures OKKIO 100 W2 only	69076	ON/OFF, 1-10V, DALI, 35W / max 1	99-264V	50-60Hz	IP20	L129xW76xH30
Class 2 power supply 500 mA ETL listed	Consult **B LIGHT North America** Lighting Group Network T: 212.775.6363 E: info@lightinggroupnetwork.com					

*To choose the power supply, always add a spare 20% as safety margin.
See pag 511 for cable size and max wiring distance from power supply to last connected luminaire



OKKIO 40 DUAL CABLE

SPECIFICATIONS

base code	650
typology	Pendant luminaire consisting of 1, 3, 5 or 9 fixtures
mounting	In plasterboard or wood. Wire rope 3000 mm / 118.1” (included)
diameter	44 mm / 1.73"
height	60 mm / 2.36"
ceiling cut-out	Plasterboard: 65 mm / 2.56”. Millwork: 80 mm / 3.15”
construction	Fixture: turning and milling aluminum. Diffuser in PMMA
finishes	Powder coated
ingress protection	IP40. North America dry location
lamp type	LED array on printed circuit board. Remote power supply not included
lamp wattage	From 5W to 45W at 48V DC. North America 24V DC
lamp lumens	One fixture: 440 lm
delivered lumens	One fixture: 320lm
special features	Unpolarized electronic system. Safe wiring. Two wires dimming
beam	Diffused
kelvin	2200K CRI90, 2700K CRI93 and 3000K CRI93 / 3 step MacAdam ellipse
lumen maintenance	50.000h L80
dimming options	Push button, 1-10V, DALI. Dimming options depend on power supply to be separately ordered as accessories
certifications	CE, ETL listed for dry locations

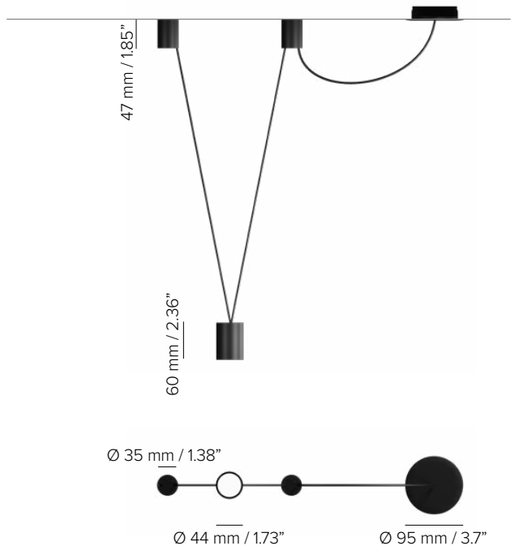

* weight based on 3 fixtures version

OKKIO 40 DUAL CABLE

ORDER CODE

BASE CODE

650

A1 . N° FIXTURES

91	1 fixture	5W
93	3 fixtures	15W
95	5 fixtures	25W
99	9 fixtures	45W

A . POWER SUPPLY

8	48V DC power supply NOT included
R	ETL listed 24V DC power supply NOT included

B . KELVIN

5	3000K CRI93
8	2700K CRI93
D	2200K CRI90

C . DIFFUSER

1	PMMA

	BASE CODE	A1	A	B	C	D	E	
Example:	650	91	R	5	1	2	A	= 65091-R5A2A

D . FINISHES

2	black *RAL 9005*

E . MOUNTING OPTIONS

A	plasterboard trim
B	plasterboard trim or millwork
C	plasterboard trimless

ACCESSORIES

REQUIRED ACCESSORIES - *NOT INCLUDED*

	code	output power	input voltage / frequency		IP	dimensions mm
Power supply 48V DC*, ON/OFF	69181	40W	90-305V	47-63Hz	IP54	L163xW43xH32
	69182	60W	90-305V	47-63Hz	IP54	L163xW43xH32
Power supply 48V DC, 1-10V and DALI	69096	55W	99-264V	50-60Hz	IP20	L129xW76xH30
Class 2 power supply 24V DC ETL listed	Consult **B LIGHT North America** Lighting Group Network T: 212.775.6363 E: info@lightinggroupnetwork.com					

*To choose the power supply, always add a spare 20% as safety margin.
See pag 511 for cable size and max wiring distance from power supply to last connected luminaire

OKKIO 40 DUAL CABLE

MOUNTING OPTIONS

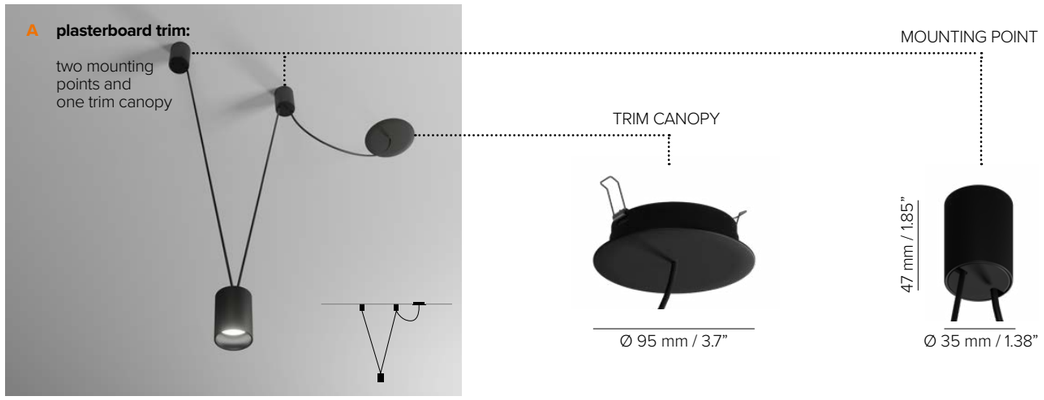

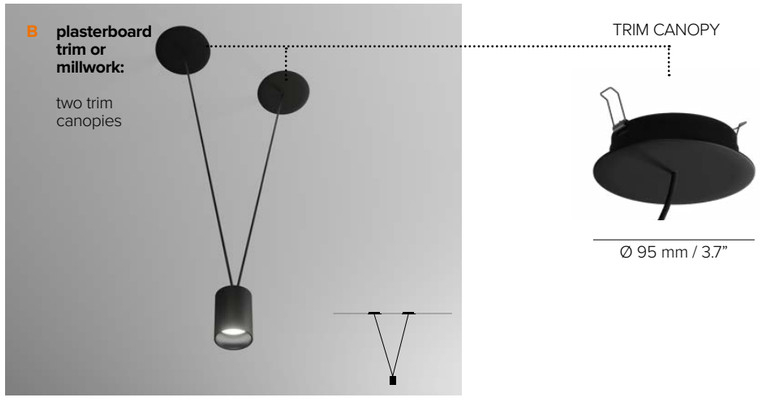

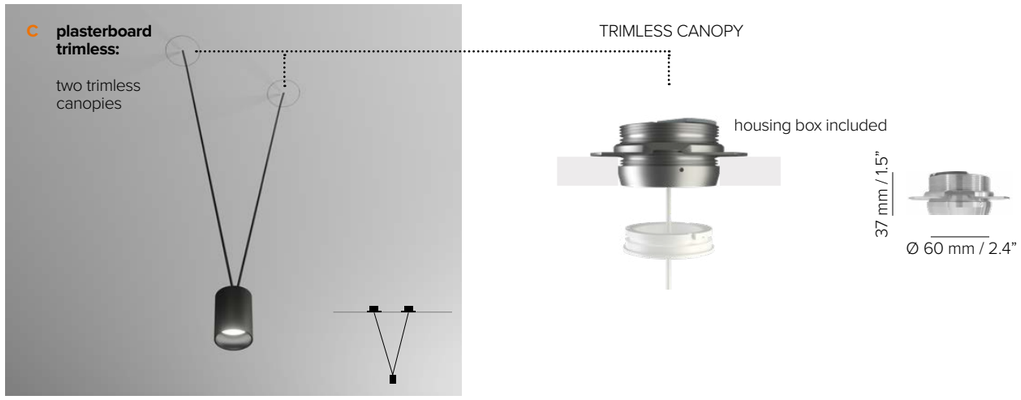

OKKIO 100 SD

SPECIFICATIONS

base code	67177
typology	Pendant luminaire
mounting	To ceiling with 2000 mm / 78.7” steel wire rope (included) using rose
diameter	99 mm / 3.9”
height	164 mm / 6.5”
construction	Fixture: turning and milling aluminum. Reflector: polycarbonate. Protective glass or PMMA
finishes	Powder coated
ingress protection	IP30. North America dry location
lamp type	COB. Remote power supply not included
lamp wattage	16W at 48V DC and 500 mA. North America 48V DC and 500 mA
lamp lumens	2700K CRI93 - 1780lm, 3000K CRI93 - 1840lm, 4000K CRI93 - 1970lm
delivered lumens	1300lm (3000K CRI93, 36°)
lumen maintenance	50.000h L80
beam	15°, 36°, 51°
kelvin	2700K CRI93, 3000K CRI93 and 4000K CRI93 / 3 step MacAdam ellipse
special features	48V DC: unpolarized electronic system. Thermal Sensor. Safe wiring. Two wires dimming
dimming options	Push button, potentiometer, 0-10V, DALI, DMX, KNX. Dimming options depend on power supply and additional control units to be separately ordered as accessories
listings	CE, ETL listed for dry location

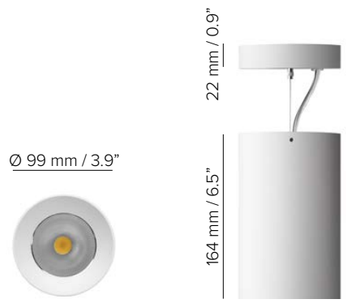

IP30

1,6 kg
3.5 lbs

OKKIO 100 SD

ORDER CODE

BASE CODE

67177

A . POWER SUPPLY

- **8** 48V DC power supply NOT included
- **L** 500 mA power supply NOT included
- **S** ETL listed 48V DC power supply NOT included
- **U** ETL listed 500 mA power supply NOT included

B . KELVIN

- **4** 4000K CRI93
- **5** 3000K CRI93
- **8** 2700K CRI93

C . BEAM

- **2** spot 15°
- **4** flood 36°
- **5** wide flood 51°

	BASE CODE	A	B	C	D	
Example:	**67177**	**8**	**8**	**4**	**6**	= **67177-8846**

D . FINISHES

- **2** black *RAL 9005*
- **6** white *RAL 9003*
- **F** golden bronze

ACCESSORIES

REQUIRED ACCESSORIES - *NOT INCLUDED*

	code	output power	input voltage / frequency		IP	dimensions mm
Power supply 48V DC*, ON/OFF	69181	40W	90-305V	47-63Hz	IP54	L163xW43xH32
	69182	60W	90-305V	47-63Hz	IP54	L163xW43xH32
	69183	100W	90-264V	47-63Hz	IP20	L201xW70xH35
	69188	150W	90-305V	47-63Hz	IP67	L228xW68xH39
Power supply 48V DC, 1-10V and DALI	69096	55W	99-264V	50-60Hz	IP20	L129xW76xH30
Power supply 500 mA max No. fixtures	69088	ON/OFF, 20W / max 1	100-264V	50-60Hz	IP20	L135xW38XH28
	69091	1-10V, 20W / max 1	99-264V	50-60Hz	IP20	L120xW52XH22
	69080	DALI, 20W / max 1	220-240V	50-60Hz	IP20	L120xW52xH22

Class 2 power supply
48V DC
500 mA
ETL listed

Consult **B LIGHT North America**
Lighting Group Network
T: 212.775.6363
E: info@lightinggroupnetwork.com

*To choose the power supply, always add a spare 20% as safety margin.
See pag 511 for cable size and max wiring distance from power supply to last connected luminaire

KUBO

indoor and outdoor spotlights

CEILING

KUBO 54 CL

W 54 mm - D 54 mm - H 87 mm
W 2.1" - D 2.1" - H 3.4"
IP41/IP54

KUBO 54 AD

W 54 mm - D 54 mm - H 89 mm
W 2.1" - D 2.1" - H 3.5"
IP30

KUBO 100 CL

W 100 mm - D 100 mm - H 165 mm
W 3.9" - D 3.9" - H 6.5"
IP66

WALL

KUBO 54 W

W 54 mm - D 54 mm - H 54 mm
W 2.1" - D 2.1" - H 2.1"
IP67

KUBO 54 W2

W 54 mm - D 62 mm - H 110 mm
W 2.1" - D 2.4" - H 4.3"
IP67

KUBO 100 W

W 100 mm - D 117 mm - H 165 mm
W 3.9" - D 4.6" - H 6.5"
IP66

KUBO 54 CL - IP41

KUBO 54 CL - IP54

KUBO 54 CL / KUBO 54 AD

SPECIFICATIONS

base code	KUBO 54 CL (IP41): 67118 - KUBO 54 CL (IP54): 67116 - KUBO 54 AD: 67125
typology	Ceiling mounted luminaire. Adjustable light distribution for KUBO 54 AD
mounting	To ceiling using mounting plate
width	54 mm / 2.1”
depth	54 mm / 2.1”
height	87 mm / 3.4”. KUBO 54 AD: 89 mm / 3.5”
construction	Fixture: turning and milling aluminum. Lens: PMMA. Protective glass in PMMA complete with silicone gasket
finishes	Powder coated
ingress protection	KUBO 54 CL: IP41 or IP54. North America dry or damp location. KUBO 54 AD: IP30. North America dry location
lamp type	LED array on printed circuit board. Remote power supply not included
lamp wattage	KUBO 54 CL IP41 / KUBO 54 AD: 6W at 48V DC. North America 24V DC KUBO 54 CL IP54: 6W at 48V DC and 500 mA. North America 24V DC and 500mA
lamp lumens	630lm
delivered lumens	440lm (3000K CRI93, 36°)
lumen maintenance	50.000h L90
beam	KUBO 54 CL (IP41) - KUBO 54 AD: 20°, 30° KUBO 54 CL (IP54): 16°, 36°, 45° KUBO 54 AD - 355° rotation and 90° tilt. Rotation via base and toolless adjustment that hold position with precision
kelvin	2200K CRI80, 2200K CRI93, 2700K CRI93, 3000K CRI93 / 3 step MacAdam ellipse
special features	Unpolarized electronic system (24V DC: reverse polarity protection). Safe wiring. 48V DC, 24V DC: Thermal Sensor - Two wires dimming.
dimming options	Push button, potentiometer, 0-10V, DALI, DMX, KNX. Dimming options depend on power supply and additional control units to be separately ordered as accessories
listings	CE, ETL listed for damp location

KUBO 54 CL



KUBO 54 AD

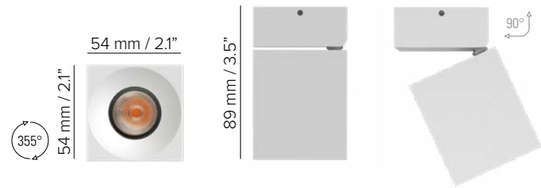

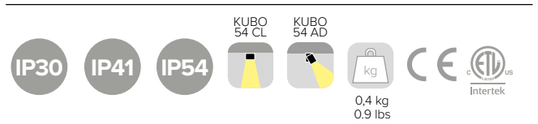



KUBO 54 CL / KUBO 54 AD

ORDER CODE

BASE CODE

67118 KUBO 54 CL **IP41**

67116 KUBO 54 CL **IP54**

67125 KUBO 54 AD **IP30**

A . POWER SUPPLY

8 48V DC power supply NOT included

L 500 mA power supply NOT included *KUBO 54 CL IP54 ONLY*

R ETL listed 24V DC power supply NOT included

U ETL listed 500 mA power supply NOT included *KUBO 54 CL IP54 ONLY*

B . KELVIN

5 3000K CRI93

8 2700K CRI93

D 2200K CRI93 (500 mA)

I 2200K CRI80 (24/48V DC)

C . BEAM

KUBO 54 CL IP41
KUBO 54 AD

2 spot 20°

4 flood 30°

KUBO 54 CL IP54

2 spot 16°

4 flood 36°

5 wide flood 45°

	BASE CODE	A	B	C	D	
Example:	**67116**	**8**	**8**	**4**	**6**	= **67116-8846**

D . FINISHES

2 black *RAL 9005* [2]

6 white *RAL 9003*

F golden bronze

Q anthracite *RAL 7024* [3]

[2] *KUBO 54 CL IP41 KUBO 54 AD ONLY*

[3] *KUBO 54 CL IP54 ONLY*

ACCESSORIES

REQUIRED ACCESSORIES - *NOT INCLUDED*

	code	output power	input voltage / frequency		IP	dimensions mm
Power supply 48V DC*, ON/OFF	69181	40W	90-305V	47-63Hz	IP54	L163xW43xH32
	69182	60W	90-305V	47-63Hz	IP54	L163xW43xH32
Power supply 48V DC, 1-10V[1] or ON/OFF* ambient temperature up to 60° C	69185	40W	90-305V	47-63Hz	IP67	L171xW62xH37
	69186	60W	90-305V	47-63Hz	IP67	L171xW62xH37
Power supply 48V DC*, DALI[1] ambient temperature up to 60° C	69195	75W	100-305V	47-63Hz	IP67	L180xW63xH36
	[1] for a perfect dimming, it is necessary that the power supply is saturated to 100%					
Power supply 48V DC, 1-10V and DALI	69096	55W	99-264V	50-60Hz	IP20	L129xW76xH30
Power supply 48V DC, 0-10V	69097	120W	90-305V	47-63Hz	IP67	L191xW63xH38
Power supply 500 mA max No. fixtures KUBO 54 CL IP54 ONLY	69095	ON/OFF, 12W / max 1	90-264V	50-60Hz	IP20	L115xW34XH19
	69091	1-10V, 20W / max 2	99-264V	50-60Hz	IP20	L120xW52XH22
	69080	DALI, 20W / max 2	220-240V	50-60Hz	IP20	L120xW52xH22
	69206	DALI, 24W / max 3	99-264V	50-60Hz	IP67	L122xW54xH26
Class 2 power supply 24V DC 500 mA ETL listed	Consult **B LIGHT North America** Lighting Group Network T: 212.775.6363 E: info@lightinggroupnetwork.com					

*To choose the power supply, always add a spare 20% as safety margin.

See pag 511 for cable size and max wiring distance from power supply to last connected luminaire

KUBO 100 CL

SPECIFICATIONS

base code	67121
typology	Ceiling mounted luminaire
mounting	To ceiling using mounting plate
width	100 mm / 3.9”
depth	100 mm / 3.9”
height	165 mm / 6.5”
construction	Body: extruded aluminum. Turning and milling aluminum bezel and internal heat sink. Reflector: polycarbonate. Protective glass or PMMA complete with silicone gasket
finishes	Powder coated
ingress protection	IP66. North America wet location. Built-in protection from water infiltration and moisture
lamp type	COB. 48V DC / 500 mA: Remote power supply not included. 230V AC: Power supply integrated into fixture
lamp wattage	16W at 48V DC, 500 mA or 230V AC. North America 500 mA
lamp lumens	2700K CRI93 - 1780lm, 3000K CRI93 - 1840lm, 4000K CRI93 - 1970lm
delivered lumens	1285lm (3000K CRI93, 36°)
lumen maintenance	50.000h L80
beam	15°, 36°, 51°
kelvin	2700K CRI93, 3000K CRI93 and 4000K CRI93 / 3 step MacAdam ellipse
special features	48V DC: unpolarized electronic system. Thermal Sensor. Safe wiring. Two wires dimming
dimming options	Push button, potentiometer, 0-10V, DALI, DMX, KNX. Dimming options depend on power supply and additional control units to be separately ordered as accessories
listings	CE, ETL listed for wet location

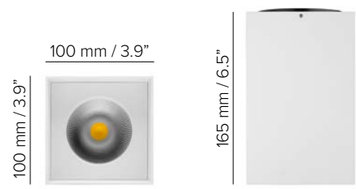

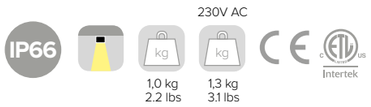

KUBO 100 CL

ORDER CODE

BASE CODE

67121

A . POWER SUPPLY

- **8** 48V DC power supply NOT included
- **L** 500 mA power supply NOT included
- **6** 230V AC
- **U** ETL listed 500 mA power supply NOT included

B . KELVIN

- **4** 4000K CRI93
- **5** 3000K CRI93
- **8** 2700K CRI93

C . BEAM

- **2** spot 15°
- **4** flood 36°
- **5** wide flood 51°

	BASE CODE	A	B	C	D	
Example:	**67121**	**8**	**8**	**4**	**6**	= **67121-8846**

D . FINISHES

- **6** white *RAL 9003*

- **F** golden bronze

- **Q** anthracite *RAL 7024*

KUBO 100 CL

ACCESSORIES

REQUIRED ACCESSORIES - *NOT INCLUDED*

	code	output power	input voltage / frequency		IP	dimensions mm
Power supply 48V DC*, ON/OFF	69181	40W	90-305V	47-63Hz	IP54	L163xW43xH32
	69182	60W	90-305V	47-63Hz	IP54	L163xW43xH32
	69187	100W	90-305V	47-63Hz	IP67	L220xW68xH39
	69188	150W	90-305V	47-63Hz	IP67	L228xW68xH39
Power supply 48V DC*, ON/OFF ambient temperature up to 60° C	69185	40W	90-305V	47-63Hz	IP67	L171xW62xH37
	69186	60W	90-305V	47-63Hz	IP67	L171xW62xH37
	69187	100W	90-305V	47-63Hz	IP67	L220xW68xH39
	69188	150W	90-305V	47-63Hz	IP67	L228xW68xH39
Power supply 48V DC*, DALI[1] ambient temperature up to 60° C	69195	75W	100-305V	47-63Hz	IP67	L180xW63xH36
	69196	100W	100-305V	47-63Hz	IP67	L199xW63xH36
	69197	150W	100-305V	47-63Hz	IP67	L219xW63xH36

[1] for a perfect dimming, it is necessary that the power supply is saturated to 100%

	code	output power	input voltage / frequency		IP	dimensions mm
Power supply 48V DC, 1-10V and DALI	69096	55W	99-264V	50-60Hz	IP20	L129xW76xH30
Power supply 500 mA max No. fixtures	69088	ON/OFF, 20W / max 1	100-264V	50-60Hz	IP20	L135xW38XH28
	69091	1-10V, 20W / max 1	99-264V	50-60Hz	IP20	L120xW52XH22
	69080	DALI, 20W / max 1	220-240V	50-60Hz	IP20	L120xW52xH22
	69206	DALI, 24W / max 1	99-264V	50-60Hz	IP67	L122xW54xH26

Class 2 power supply 500 mA
ETL listed

Consult **B LIGHT North America**
Lighting Group Network
T: 212.775.6363
E: info@lightinggroupnetwork.com

69842

69847

code	description	dimensions mm
69842	IP68 connector, 1 IN - 1 OUT, 2 wires	W37xD22xH37
69847	IP68 connector, 1 IN - 2 OUT, parallel wiring, 2 wires	W45xD30xH17

*To choose the power supply, always add a spare 20% as safety margin.
See pag 511 for cable size and max wiring distance from power supply to last connected luminaire

KUBO 54 W2

KUBO 54 W / KUBO 54 W2

SPECIFICATIONS

base code	KUBO 54 W: 66415 - KUBO 54 W2: 66416
typology	Wall mounting luminaire with light emission on one side (KUBO 54 W) or two sides, direct light and indirect light (KUBO 54 W2)
mounting	On wall using mounting plate
width	54 mm / 2.1”
depth	KUBO 54 W: 54 mm / 2.1” KUBO 54 W2: 62 mm / 2.4”
height	KUBO 54 W: 54 mm / 2.1” KUBO 54 W2: 110 mm / 4.3”
construction	Fixture: turning and milling aluminum. Lens: PMMA. Protective glass in PMMA complete with silicone gasket
finishes	Powder coated
ingress protection	IP67. North America wet location. Built-in protection from water infiltration and moisture
lamp type	LED array on printed circuit board. Remote power supply not included
lamp wattage	KUBO 54 W: 5W at 48V DC and 350 mA. North America 24V DC and 350 mA. KUBO 54 W2: 10W (5W direct light and 5W indirect light) at 48V DC and 350 mA. North America 24V DC and 350 mA
lamp lumens	KUBO 54 W: 420lm - KUBO 54 W2: 840lm
delivered lumens	KUBO 54 W: 270lm (3000K CRI93, 36°) - KUBO 54 W2: 540lm (3000K CRI93, 36°)
lumen maintenance	50.000h L90
beam	16°, 36°, 45°
kelvin	2200K CRI80, 2200K CRI93, 2700K CRI93, 3000K CRI93 / 3 step MacAdam ellipse
special features	Unpolarized electronic system (24V DC: reverse polarity protection). Safe wiring. 48V DC, 24V DC: Thermal Sensor. Two wires dimming. Water stop technology
dimming options	Push button, potentiometer, 0-10V, DALI, DMX, KNX. Dimming options depend on power supply and additional control units to be separately ordered as accessories
listings	CE, ETL listed for wet location

KUBO 54 W



KUBO 54 W2

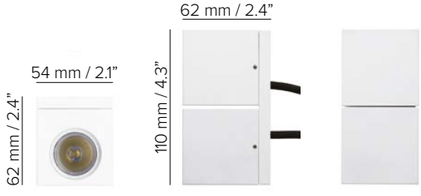

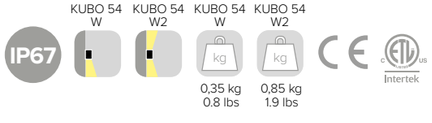

KUBO 54 W / KUBO 54 W2

ORDER CODE

BASE CODE

66415 KUBO 54 W

66416 KUBO 54 W2

A . POWER SUPPLY

8 48V DC power supply NOT included

L 350 mA power supply NOT included

R ETL listed 24V DC power supply NOT included

U ETL listed 350 mA power supply NOT included

B . KELVIN

5 3000K CRI93

8 2700K CRI93

D 2200K CRI93 (350 mA)

I 2200K CRI80 (24/48V DC)

C . BEAM

2 spot 16°

4 flood 36°

5 wide flood 45°

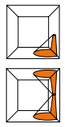

	BASE CODE	A	B	C	D	
Example:	**66415**	**8**	**8**	**4**	**6**	= **66415-8846**

D . FINISHES

6 white *RAL 9003*

F golden bronze

Q anthracite *RAL 7024*

KUBO 54 W

KUBO 54 W / KUBO 54 W2

ACCESSORIES

REQUIRED ACCESSORIES - *NOT INCLUDED*

	code	output power	input voltage / frequency		IP	dimensions mm
Power supply 48V DC, ON/OFF*	69181	40W	90-305V	47-63Hz	IP54	L163xW43xH32
	69182	60W	90-305V	47-63Hz	IP54	L163xW43xH32
Power supply 48V DC, 1-10V[1] or ON/OFF* ambient temperature up to 60° C	69185	40W	90-305V	47-63Hz	IP67	L171xW62xH37
	69186	60W	90-305V	47-63Hz	IP67	L171xW62xH37
Power supply 48V DC, DALI[1] ambient temperature up to 60° C	69195	75W	100-305V	47-63Hz	IP67	L180xW63xH36
Power supply 48V DC, 1-10V and DALI	69096	55W	99-264V	50-60Hz	IP20	L129xW76xH30
Power supply 48V DC, 0-10V	69097	120W	90-305V	47-63Hz	IP67	L191xW63xH38
Power supply 350 mA max No. fixtures KUBO 54 W only	69086	ON/OFF, 15W / max 3	90-264V	50-60Hz	IP20	L115xW34XH19
	69090	1-10V, 18W / max 3	99-264V	50-60Hz	IP20	L120xW52XH22
	69079	DALI, 15W / max 3	110-240V	50-60Hz	IP20	L120xW52xH22
	69205	DALI, 17W / max 3	99-264V	50-60Hz	IP67	L122xW54xH26
Power supply 350 mA max No. fixtures KUBO 54 W2 only	69086	ON/OFF, 15W / max 1	90-264V	50-60Hz	IP20	L115xW34XH19
	69090	1-10V, 18W / max 2	99-264V	50-60Hz	IP20	L120xW52XH22
	69079	DALI, 15W / max 1	110-240V	50-60Hz	IP20	L120xW52xH22
	69205	DALI, 17W / max 1	99-264V	50-60Hz	IP67	L122xW54xH26

[1] for a perfect dimming, it is necessary that the power supply is saturated to 100%

Class 2 power supply 24V DC 350 mA ETL listed

Consult **B LIGHT North America**
Lighting Group Network
T: 212.775.6363
E: info@lightinggroupnetwork.com

*To choose the power supply, always add a spare 20% as safety margin.

See pag 511 for cable size and max wiring distance from power supply to last connected luminaire

KUBO 100 W

SPECIFICATIONS

base code	66418
typology	Wall mounted luminaire
mounting	On wall using mounting plate
width	100 mm / 3.9”
depth	117 mm / 4.6”
height	165 mm / 6.5”
construction	Body: extruded aluminum. Turning and milling aluminum bezel and internal heat sink. Reflector: polycarbonate. Protective glass or PMMA complete with silicone gasket
finishes	Powder coated
ingress protection	IP66. North America wet location. Built-in protection from water infiltration and moisture
lamp type	COB. Remote power supply not included
lamp wattage	16W at 48V DC or 500 mA. North America 500 mA
lamp lumens	2700K CRI93 - 1780lm, 3000K CRI93 - 1840lm, 4000K CRI93 - 1970lm
delivered lumens	1290lm (3000K CRI93, 36°)
lumen maintenance	50.000h L80
beam	15°, 36°, 51°
kelvin	2700K CRI93, 3000K CRI93 and 4000K CRI93 / 3 step MacAdam ellipse
special features	48V DC: unpolarized electronic system. Thermal Sensor. Safe wiring. Two wires dimming
dimming options	Push button, potentiometer, 0-10V, DALI, DMX, KNX. Dimming options depend on power supply and additional control units to be separately ordered as accessories
listings	CE, ETL listed for wet location

IP66 kg 1,3 kg 3.1 lbs Intertek

KUBO 100 W

ORDER CODE

BASE CODE

66418

A . POWER SUPPLY

- **8** 48V DC power supply NOT included
- **L** 500 mA power supply NOT included
- **U** ETL listed 500 mA power supply NOT included

B . KELVIN

- **4** 4000K CRI93
- **5** 3000K CRI93
- **8** 2700K CRI93

C . BEAM

- **2** spot 15°
- **4** flood 36°
- **5** wide flood 51°

	BASE CODE	A	B	C	D	
Example:	**66418**	**8**	**8**	**4**	**6**	= **66418-8846**

D . FINISHES

- **6** white *RAL 9003*

- **F** golden bronze

- **Q** anthracite *RAL 7024*

KUBO 100 W

ACCESSORIES

REQUIRED ACCESSORIES - *NOT INCLUDED*

	code	output power	input voltage / frequency		IP	dimensions mm
Power supply 48V DC*, ON/OFF	69181	40W	90-305V	47-63Hz	IP54	L163xW43xH32
	69182	60W	90-305V	47-63Hz	IP54	L163xW43xH32
	69187	100W	90-305V	47-63Hz	IP67	L220xW68xH39
	69188	150W	90-305V	47-63Hz	IP67	L228xW68xH39
Power supply 48V DC*, ON/OFF ambient temperature up to 60° C	69185	40W	90-305V	47-63Hz	IP67	L171xW62xH37
	69186	60W	90-305V	47-63Hz	IP67	L171xW62xH37
	69187	100W	90-305V	47-63Hz	IP67	L220xW68xH39
	69188	150W	90-305V	47-63Hz	IP67	L228xW68xH39
Power supply 48V DC*, DALI[1] ambient temperature up to 60° C	69195	75W	100-305V	47-63Hz	IP67	L180xW63xH36
	69196	100W	100-305V	47-63Hz	IP67	L199xW63xH36
	69197	150W	100-305V	47-63Hz	IP67	L219xW63xH36
Power supply 48V DC, 1-10V and DALI	69096	55W	99-264V	50-60Hz	IP20	L129xW76xH30
Power supply 500 mA max No. fixtures	69088	ON/OFF, 20W / max 1	100-264V	50-60Hz	IP20	L135xW38XH28
	69091	1-10V, 20W / max 1	99-264V	50-60Hz	IP20	L120xW52XH22
	69080	DALI, 20W / max 1	220-240V	50-60Hz	IP20	L120xW52xH22
	69206	DALI, 24W / max 1	99-264V	50-60Hz	IP67	L122xW54xH26

[1] for a perfect dimming, it is necessary that the power supply is saturated to 100%

Class 2 power supply 500 mA
ETL listed

Consult **B LIGHT North America**
Lighting Group Network
T: 212.775.6363
E: info@lightinggroupnetwork.com

*To choose the power supply, always add a spare 20% as safety margin.

See pag 511 for cable size and max wiring distance from power supply to last connected luminaire

SURFACE MOUNTED

luminaires

DIFFUSED

BUTTON 100 CL

Ø 99 mm - H 63 mm
Ø 3.9” - H 2.5”
IP65

BUTTON 200 CL

Ø 190 mm - H 77 mm
Ø 7.5” - H 3”
IP66

INDIRECT LIGHTING

MISS LIGHT 12

W 120 mm - H 25 mm - D 120 mm
W 4.7” - H 1” - D 4.7”
IP40

BUTTON 100 CL

BUTTON CL

SPECIFICATIONS

base code	BUTTON 100 CL: 66203 - BUTTON 200 CL: 66205
typology	Surface mounted luminaire with omnidirectional light distribution
mounting	To surface using mounting plate
diameter	BUTTON 100 CL: 99 mm / 3.9” - BUTTON 200 CL: 190 mm / 7.5”
height	BUTTON 100 CL: 63 mm / 2.5”- BUTTON 200 CL: 77 mm / 3”
construction	Fixture: turning and milling aluminum. Diffuser in PMMA completed with silicone gasket
finishes	Powder coated
ingress protection	BUTTON 100 CL: IP65. North America wet location. BUTTON 200 CL: IP66. North America wet location. Built-in protection from water infiltration and moisture
lamp type	LED array on printed circuit board. Remote power supply not included
lamp wattage	BUTTON 100 CL: 8W at 48V DC - BUTTON 200 CL: 18W at 48V DC. North America 24V DC
lamp lumens	BUTTON 100 CL: 800lm BUTTON 200 CL: 1800lm
delivered lumens	BUTTON 100 CL: 505lm BUTTON 200 CL: 1220lm
lumen maintenance	50.000h L90
beam	Diffused
kelvin	2700K CRI93, 3000K CRI93 and 4000K CRI93 / 3 step MacAdam ellipse
special features	Unpolarized electronic system. Safe wiring. Two wires dimming. Water stop technology. Diffuse and completely homogenous light distribution across the entire surface
dimming options	Push button, potentiometer, 1-10V, DALI, DMX, KNX. Dimming options depend on power supply and additional control units to be separately ordered as accessories
listings	CE, ETL listed for wet location

BUTTON 100 CL

BUTTON 200 CL

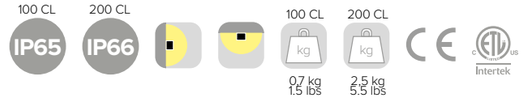



BUTTON CL

ORDER CODE

BASE CODE

66203 BUTTON 100 CL

66205 BUTTON 200 CL

A . POWER SUPPLY

8 48V DC power supply NOT included

R ETL listed 24V DC power supply NOT included

B . KELVIN

4 4000K CRI93

5 3000K CRI93

8 2700K CRI93

C . DIFFUSER

1 PMMA

	BASE CODE	A	B	C	D	
Example:	**66203**	**8**	**5**	**1**	**6**	= **66203-8516**

D . FINISHES

6 white *RAL 9003*

A grey *RAL 9006*

F golden bronze

Q anthracite *RAL 7024*

ACCESSORIES

REQUIRED ACCESSORIES - *NOT INCLUDED*

	code	output power	input voltage / frequency		IP	dimensions mm
Power supply 48V DC, ON/OFF*	69181	40W	90-305V	47-63Hz	IP54	L163xW43xH32
	69182	60W	90-305V	47-63Hz	IP54	L163xW43xH32
	69187	100W	90-305V	47-63Hz	IP67	L220xW68xH39
Power supply 48V DC, 1-10V[1] or ON/OFF* ambient temperature up to 60° C	69185	40W	90-305V	47-63Hz	IP67	L171xW62xH37
	69186	60W	90-305V	47-63Hz	IP67	L171xW62xH37
	69187	100W	90-305V	47-63Hz	IP67	L220xW68xH39
Power supply 48V DC, DALI[1] ambient temperature up to 60° C	69195	75W	100-305V	47-63Hz	IP67	L180xW63xH36
	69196	100W	100-305V	47-63Hz	IP67	L199xW63xH36
	[1] for a perfect dimming, it is necessary that the power supply is saturated to 100%					
Power supply 48V DC, 1-10V and DALI	69096	55W	99-264V	50-60Hz	IP20	L129xW76xH30
Power supply 48V DC, 0-10V	69097	120W	90-305V	47-63Hz	IP67	L191xW63xH38

Class 2 power supply 24V DC
ETL listed

Consult **B LIGHT North America**
Lighting Group Network
T: 212.775.6363
E: info@lightinggroupnetwork.com

69842

69847

code	description	dimensions mm
69842	IP68 connector, 1 IN - 1 OUT, 2 wires	W37xD22xH37
69847	IP68 connector, 1 IN - 2 OUT, parallel wiring, 2 wires	W45xD30xH17

*To choose the power supply, always add a spare 20% as safety margin.
See pag 511 for cable size and max wiring distance from power supply to last connected luminaire

MISS LIGHT 12

LUMINAIRES FOR TOTALLY GLARE FREE ZONES

SPECIFICATIONS

base code	64431
typology	Wall luminaire with light emission on one side
mounting	To wall using mounting plate
width	120 mm / 4.7”
height	25 mm / 1”
depth	120 mm / 4.7”
construction	Milling aluminum
finishes	Powder coated
ingress protection	IP40. North America dry location
lamp type	COB. Remote power supply not included
lamp wattage	12W at 48V DC and 350 mA
lamp lumens	1500lm
delivered lumens	1400lm
lumen maintenance	50.000h L90
kelvin	2700K CRI93, 3000K CRI93 and 4000K CRI93 / 3 step MacAdam ellipse
special features	48V DC: unpolarized electronic system. Thermal Sensor. Safe wiring. Two wires dimming
dimming options	Push button, potentiometer, 0-10V, DALI, DMX, KNX. Dimming options depend on power supply and additional control units to be separately ordered as accessories
listings	CE, ETL listed for dry location



IP40

0,7 kg
1.5 lbs

Intertek



MISS LIGHT 12

ORDER CODE

BASE CODE

64431

A . POWER SUPPLY

8	48V DC power supply NOT included	**S**	ETL listed 48V DC power supply NOT included
L	350 mA power supply NOT included	**U**	ETL listed 350 mA power supply NOT included

B . KELVIN

4	4000K CRI93
5	3000K CRI93
8	2700K CRI93

C . DIFFUSER

1	PMMA

	BASE CODE	A	B	C	D	
Example:	**64431**	**8**	**8**	**1**	**6**	= **64431-8816**

D . FINISHES

2	black *RAL 9005*	**6**	white *RAL 9003*

ACCESSORIES

REQUIRED ACCESSORIES - *NOT INCLUDED*

	code	output power	input voltage / frequency		IP	dimensions mm
Power supply 48V DC*, ON/OFF	69181	40W	90-305V	47-63Hz	IP54	L163xW43xH32
	69182	60W	90-305V	47-63Hz	IP54	L163xW43xH32
	69183	100W	90-264V	47-63Hz	IP20	L201xW70xH35
	69188	150W	90-305V	47-63Hz	IP67	L228xW68xH39
Power supply 48V DC, 1-10V and DALI	69096	55W	99-264V	50-60Hz	IP20	L129xW76xH30
Power supply 350 mA max No. fixtures	69086	ON/OFF, 15W / max 1	90-264V	50-60Hz	IP20	L115xW34XH19
	69090	1-10V, 18W / max 1	99-264V	50-60Hz	IP20	L120xW52XH22
	69079	DALI, 15W / max 1	110-240V	50-60Hz	IP20	L120xW52xH22

Class 2 power supply 48V DC 350 mA ETL listed

Consult **B LIGHT North America**
Lighting Group Network
T: 212.775.6363
E: info@lightinggroupnetwork.com

*To choose the power supply, always add a spare 20% as safety margin.
See pag 511 for cable size and max wiring distance from power supply to last connected luminaire

INSERTO

linear luminaires

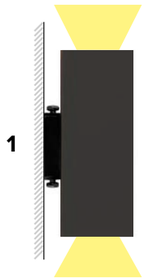

INSERTO MEDIUM 105 W
L 530 / 2530 mm - H 105 mm - D 50 mm
L 20.9”/ 99.6” - H 4.1” - D 2”
IP40

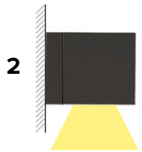

INSERTO MEDIUM 40 W
L 780 / 1780 mm - H 40 mm - D 50 mm
L 30.7”/ 70.1” - H 1.6” - D 2”
IP40

INSERTO MINI CL
L 270 / 3020 mm - H 18 mm - W 18 mm
L 10.6”/ 118.9” - H 0.7” - W 0.7”
IP40



INSERTO SMALL CL
L 260 / 2510 mm - H 26 mm - W 26 mm
L 10.2”/ 98.8” - H 1” - W 1”
IP40

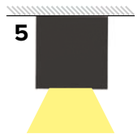

INSERTO MEDIUM 40 CL
L 530 / 2530 mm - H 40 mm - W 40 mm
L 20.9”/ 99.6” - H 1.6” - W 1.6”
IP40

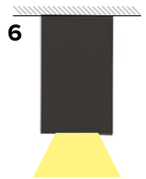

INSERTO MEDIUM 65 CL
L 530 / 2530 mm - H 65 mm - W 40 mm
L 20.9”/ 99.6” - H 2.6” - W 1.6”
IP40

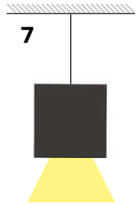

INSERTO MEDIUM 40 SD
L 780 / 2530 mm - H 40 mm - W 40 mm
L 30.7”/ 99.6” - H 1.6” - W 1.6”
IP40



INSERTO MEDIUM 65 SD
L 780 / 2530 mm - H 65 mm - W 40 mm
L 30.7”/ 99.6” - H 2.6” - W 1.6”
IP40

INSERTO MEDIUM 105 SD2
L 780 / 2530 mm - H 105 mm - W 40 mm
L 30.7”/ 99.6” - H 4.1” - W 1.6”
IP40

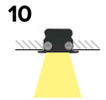

INSERTO MINI T
L 270 / 3020 mm - D 13 mm - W 22 mm
L 10.6”/ 118.9” - D 0.5” - W 0.9”
IP40

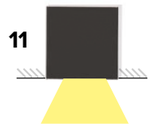

INSERTO MEDIUM 40 F
L 270 / 3020 mm - D 40 mm - W 40 mm
L 10.6”/ 118.9” - D 1.6” - W 1.6”
IP40

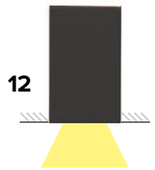

INSERTO MEDIUM 65 F
L 270 / 3020 mm - D 65 mm - W 40 mm
L 10.6”/ 118.9” - D 2.6” - W 1.6”
IP40

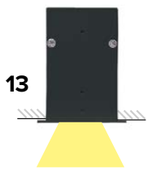

INSERTO MEDIUM 65 T
L 270 / 3020 mm - D 65 mm - W 50 mm
L 10.6”/ 118.9” - D 2.6” - W 2”
IP40

INSERTO MEDIUM 40 W

SPECIFICATIONS

base code	643
typology	Linear wall luminaire with light emission on one side
mounting	To wall using mounting plate
length	Available in five lengths, from 780 to 1780 mm / from 30.7” to 70.1”
height	40 mm / 1.6”
depth	50 mm / 2”
construction	Extruded aluminum fixture. End caps in turning and milling aluminum. Diffuser in satin white polycarbonate
finishes	Anodized or powder coated when painted
ingress protection	IP40. North America dry location
lamp type	Linear LED array on printed circuit board. PCB L 250 mm / 9.8”. PCB increment 250 mm / 9.8” - 1750 mm / 68.9” max. Custom dimensions on request. Remote power supply not included
LED pitch	4,1 mm / 0.2” (480 LEDs per meter)
lamp wattage	From 30W to 70W at 48V DC. North America 24V DC
lamp lumens	PCB L 250: 2700K CRI93 - 830lm, 3000K CRI93 - 830lm, 4000K CRI93 - 915lm
delivered lumens	PCB L 250: 585lm (3000K CRI93)
lumen maintenance	50.000h L90
beam	Diffused
kelvin	2700K CRI93, 3000K CRI93 and 4000K CRI93 / 3 step MacAdam ellipse
special features	Reverse polarity protection. Two wires dimming. Diffuse and completely homogenous light distribution across the entire surface
dimming options	Push button, potentiometer, 1-10V, DALI, DMX, KNX. Dimming options depend on power supply and additional control units to be separately ordered as accessories
listings	CE, ETL listed for dry location

IP40 | 40 W/m | 0,7 kg* 1.5 lbs*

* weight based on 250 mm / 9.8”

INSERTO MEDIUM 40 W

ORDER CODE

BASE CODE

643

A1 . LENGTH

31	780 mm	30 W
32	1030 mm	40 W
33	1280 mm	50 W
34	1530 mm	60 W
35	1780 mm	70 W

A . POWER SUPPLY

8 48V DC power supply NOT included

R ETL listed 24V DC power supply NOT included

B . KELVIN

4 4000K CRI93

5 3000K CRI93

8 2700K CRI93

	BASE CODE	A1	A	B	C	D	
Example:	**643**	**31**	**8**	**5**	**A**	**6**	= **64331-85A6**

C . DIFFUSER

A satin flush diffuser

D . FINISHES

1 grey anodized

2 black *RAL 9005*

6 white *RAL 9003*



www.b-light.it

INSERTO MEDIUM 40 W

ACCESSORIES

REQUIRED ACCESSORIES - *NOT INCLUDED*

	code	output power	input voltage / frequency		IP	dimensions mm
Power supply 48V DC, ON/OFF*	69181	40W	90-305V	47-63Hz	IP54	L163xW43xH32
	69182	60W	90-305V	47-63Hz	IP54	L163xW43xH32
	69183	100W	90-264V	47-63Hz	IP20	L201xW70xH35
	69188	150W	90-305V	47-63Hz	IP67	L228xW68xH39
	69189	240W	90-305V	47-63Hz	IP67	L244xW68xH39
Power supply 48V DC, 1-10V[1]	69185	40W	90-305V	47-63Hz	IP67	L171xW62xH37
	69186	60W	90-305V	47-63Hz	IP67	L171xW62xH37
	69187	100W	90-305V	47-63Hz	IP67	L220xW68xH39
	69188	150W	90-305V	47-63Hz	IP67	L228xW68xH39
	69189	240W	90-305V	47-63Hz	IP67	L244xW68xH39
Power supply 48V DC, DALI[1]	69195	75W	100-305V	47-63Hz	IP67	L180xW63xH36
	69196	100W	100-305V	47-63Hz	IP67	L199xW63xH36
	69197	150W	100-305V	47-63Hz	IP67	L219xW63xH36
Power supply 48V DC, 1-10V and DALI	69096	55W	99-264V	50-60Hz	IP20	L129xW76xH30
Power supply 48V DC, 0-10V	69097	120W	90-305V	47-63Hz	IP67	L191xW63xH38

[1] for a perfect dimming, it is necessary that the power supply is saturated to 100%

Class 2 power supply 24V DC
ETL listed

Consult **B LIGHT North America**
Lighting Group Network
T: 212.775.6363
E: info@lightinggroupnetwork.com

*To choose the power supply, always add a spare 20% as safety margin.

See pag 511 for cable size and max wiring distance from power supply to last connected luminaire

SATIN RECESSED DIFFUSER

INSERTO MEDIUM 105 W

SPECIFICATIONS

base code	643
typology	Linear wall luminaire with light emission on two sides (direct light and indirect light)
mounting	To wall using mounting plate
length	Available in nine lengths, from 530 to 2530 mm / from 20.9” to 99.6”
height	105 mm / 4.1”
depth	50 mm / 2”
construction	Extruded aluminum fixture. End caps in turning and milling aluminum. Diffuser in satin white polycarbonate
finishes	Anodized or powder coated when painted
ingress protection	IP40. North America dry location
lamp type	Linear LED array on printed circuit board. PCB L 250 mm / 9.8”. PCB increment 250 mm / 9.8” - 2500 mm / 98.4” max. Custom dimensions on request. Remote power supply not included
LED pitch	4,1 mm / 0.2” (960 LEDs per meter)
lamp wattage	From 40W to 200W at 48V DC. North America 24V DC
lamp lumens	PCB L 250: 2700K CRI93 - 830lm, 3000K CRI93 - 830lm, 4000K CRI93 - 915lm
delivered lumens	PCB L 250: 470lm (3000K CRI93)
lumen maintenance	50.000h L90
beam	Diffused
kelvin	2700K CRI93, 3000K CRI93 and 4000K CRI93 / 3 step MacAdam ellipse
special features	Reverse polarity protection. Two wires dimming. Diffuse and completely homogenous light distribution across the entire surface
dimming options	Push button, potentiometer, 1-10V, DALI, DMX, KNX. Dimming options depend on power supply and additional control units to be separately ordered as accessories
listings	CE, ETL listed for dry location

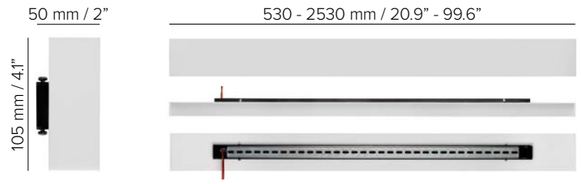

IP40 80 W/m 1.1 kg* 2.4 lbs*

* weight based on 250 mm / 9.8”

INSERTO MEDIUM 105 W

ORDER CODE

BASE CODE

643

A1 . LENGTH

71	530 mm	40 W
72	780 mm	60 W
73	1030 mm	80 W
74	1280 mm	100 W
75	1530 mm	120 W
76	1780 mm	140 W
77	2030 mm	160 W
78	2280 mm	180 W
79	2530 mm	200 W

A . POWER SUPPLY

8 48V DC power supply NOT included

R ETL listed 24V DC power supply NOT included

B . KELVIN

4 4000K CRI93

5 3000K CRI93

8 2700K CRI93

	BASE CODE	A1	A	B	C	D	
Example:	**643**	**71**	**8**	**5**	**A**	**6**	= **64371-85A6**

C . DIFFUSER

A satin diffuser

D . FINISHES

1 grey anodized

6 white *RAL 9003*

ACCESSORIES

REQUIRED ACCESSORIES - *NOT INCLUDED*

	code	output power	input voltage / frequency		IP	dimensions mm
Power supply 48V DC, ON/OFF*	69182	60W	90-305V	47-63Hz	IP54	L163xW43xH32
	69183	100W	90-264V	47-63Hz	IP20	L201xW70xH35
	69188	150W	90-305V	47-63Hz	IP67	L228xW68xH39
	69189	240W	90-305V	47-63Hz	IP67	L244xW68xH39
Power supply 48V DC, 1-10V[1]	69186	60W	90-305V	47-63Hz	IP67	L171xW62xH37
	69187	100W	90-305V	47-63Hz	IP67	L220xW68xH39
	69188	150W	90-305V	47-63Hz	IP67	L228xW68xH39
	69189	240W	90-305V	47-63Hz	IP67	L244xW68xH39
Power supply 48V DC, DALI[1]	69195	75W	100-305V	47-63Hz	IP67	L180xW63xH36
	69196	100W	100-305V	47-63Hz	IP67	L199xW63xH36
	69197	150W	100-305V	47-63Hz	IP67	L219xW63xH36

[1] for a perfect dimming, it is necessary that the power supply is saturated to 100%

	code	output power	input voltage / frequency		IP	dimensions mm
Power supply 48V DC, 0-10V	69097	120W	90-305V	47-63Hz	IP67	L191xW63xH38

Class 2 power supply 24V DC
ETL listed

Consult **B LIGHT North America**
Lighting Group Network
T: 212.775.6363
E: info@lightinggroupnetwork.com

*To choose the power supply, always add a spare 20% as safety margin.
See pag 511 for cable size and max wiring distance from power supply to last connected luminaire

INSERTO MINI CL
INSERTO MINI CL-E

SPECIFICATIONS

base code	INSERTO MINI CL-E: 639 - INSERTO MINI CL: 645
typology	Compact, linear surface luminaire with symmetrical light distribution
mounting	On surface using concealed clips (included) or concealed magnets (code 69832 to be separately ordered as accessories)
length	Available in twelve lengths, from 270 to 3020 mm / from 10.6” to 118.9”
height	18 mm / 0.7”
width	18 mm / 0.7”
construction	Extruded aluminum fixture. End caps in turning and milling aluminum. Diffuser in satin white polycarbonate
finishes	Powder coated
ingress protection	IP40. North America dry location
lamp type	Linear LED array on printed circuit board. PCB L 250 mm / 9.8”. PCB increment 250 mm / 9.8” - 3000 mm / 118.1” max. Custom dimensions on request. Remote power supply not included
LED pitch	MINI CL-E: 8,3 mm / 0.3” (120 LEDs per meter) MINI CL: 4,5 mm / 0.2” (224 LEDs per meter)
lamp wattage	MINI CL-E: from 5W to 60W at 24V DC MINI CL: from 6W to 69W at 48V DC. North America 24V DC
lamp lumens	MINI CL-E: PCB L 250: 240lm MINI CL: PCB L 250: 400lm
delivered lumens	MINI CL-E: PCB L 250: 155lm (3000K CRI90) MINI CL: PCB L 250: 285lm (3000K CRI93)
lumen maintenance	MINI CL-E: 30.000h L70 MINI CL: 50.000h L90
beam	Diffused
kelvin	MINI CL-E: 2700K CRI90, 3000K CRI90 and 4000K CRI90 MINI CL: 2700K CRI93, 3000K CRI93 and 4000K CRI93 / 3 step MacAdam ellipse
special features	Reverse polarity protection. Two wires dimming. Diffuse and completely homogenous light distribution across the entire surface
dimming options	Push button, potentiometer, remote control, 1-10V, DALI, DMX. Dimming options depend on power supply and additional control units to be separately ordered as accessories
listings	CE, ETL listed for dry location

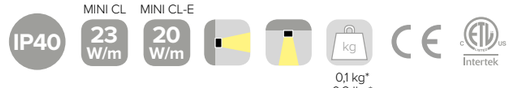

0,1 kg*
0.2 lbs*

* weight based on 250 mm / 9.8”

INSERTO MINI CL
INSERTO MINI CL-E

ORDER CODE

BASE CODE

639	INSERTO MINI CL-E
645	INSERTO MINI CL

A1 . LENGTH

		MINI CL-E	MINI CL
01	270 mm	5 W	6 W
02	520 mm	10 W	12 W
03	770 mm	15 W	17 W
04	1020 mm	20 W	23 W
05	1270 mm	25 W	29 W
06	1520 mm	30 W	35 W
07	1770 mm	35 W	40 W
08	2020 mm	40 W	46 W
09	2270 mm	45 W	52 W
10	2520 mm	50 W	58 W
11	2770 mm	55 W	63 W
12	3020 mm	60 W	69 W

A . POWER SUPPLY

2	24V DC power supply NOT included *MINI CL-E ONLY*
8	48V DC power supply NOT included
R	ETL listed 24V DC power supply NOT included *MINI CL ONLY*

B . KELVIN

4	4000K CRI93
5	3000K CRI93
8	2700K CRI93

	BASE CODE	A1	A	B	C	D	
Example:	**639**	**01**	**2**	**5**	**A**	**6**	= **63901-25A6**

C . DIFFUSER

A	satin flush diffuser	

D . FINISHES

6	white *RAL 9003*	
A	grey *RAL 9006*	

INSERTO MINI CL
INSERTO MINI CL-E

ACCESSORIES

REQUIRED ACCESSORIES - *NOT INCLUDED*

	code	output power	input voltage / frequency		IP	dimensions mm
Power supply 24V DC, ON/OFF*	69054	60W	90-305V	50-60Hz	IP67	L160xW40xH32
	69052	100W	90-264V	50-60Hz	IP20	L200xW69xH35
	69051	240W	90-305V	50-60Hz	IP65	L244xW68xH39
Power supply 24V DC, 1-10V[1]	69062	60W	90-305V	50-60Hz	IP67	L171xW62xH37
	69063	100W	90-305V	50-60Hz	IP67	L220xW68xH39
	69064	150W	90-305V	50-60Hz	IP67	L228xW68xH39
Power supply 24V DC, DALI[1]	69201	75W	100-305V	47-63Hz	IP67	L180xW63xH36
	69202	100W	100-305V	47-63Hz	IP67	L199xW63xH36
	69203	150W	100-305V	47-63Hz	IP67	L219xW63xH36
	[1]for a perfect dimming, it is necessary that the power supply is saturated to 100%					
Power supply 48V DC, ON/OFF*	69181	40W	90-305V	47-63Hz	IP54	L163xW43xH32
	69182	60W	90-305V	47-63Hz	IP54	L163xW43xH32
	69183	100W	90-264V	47-63Hz	IP20	L201xW70xH35
	69188	150W	90-305V	47-63Hz	IP67	L228xW68xH39
	69189	240W	90-305V	47-63Hz	IP67	L244xW68xH39
Power supply 48V DC, 1-10V[1]	69185	40W	90-305V	47-63Hz	IP67	L171xW62xH37
	69186	60W	90-305V	47-63Hz	IP67	L171xW62xH37
	69187	100W	90-305V	47-63Hz	IP67	L220xW68xH39
	69188	150W	90-305V	47-63Hz	IP67	L228xW68xH39
	69189	240W	90-305V	47-63Hz	IP67	L244xW68xH39
Power supply 48V DC, DALI[1]	69195	75W	100-305V	47-63Hz	IP67	L180xW63xH36
	69196	100W	100-305V	47-63Hz	IP67	L199xW63xH36
	69197	150W	100-305V	47-63Hz	IP67	L219xW63xH36
	[1]for a perfect dimming, it is necessary that the power supply is saturated to 100%					
Power supply 48V DC, 1-10V and DALI	69096	55W	99-264V	50-60Hz	IP20	L129xW76xH30
Power supply 48V DC, 0-10V	69097	120W	90-305V	47-63Hz	IP67	L191xW63xH38
Class 2 power supply 24V DC ETL listed	Consult **B LIGHT North America** Lighting Group Network T: 212.775.6363 E: info@lightinggroupnetwork.com					

OPTIONAL ACCESSORIES

69832

code	description	dimensions mm
69832	two magnets (two pieces per meter are Recommended)	L30xW16xH4

*To choose the power supply, always add a spare 20% as safety margin.

See pag 511 for cable size and max wiring distance from power supply to last connected luminaire



INSERTO MINI CL
INSERTO MINI CL-E

MOUNTING

MOUNTING WITH CLIPS *(INCLUDED)*

1

FIX CLIPS

2

PRESS IN PLACE

WIRING OPTIONS

1

CONCEALED WIRING



2

SURFACE WIRING

MOUNTING WITH MAGNETS *(TO BE SEPARATELY ORDERED AS ACCESSORY)*

1

FIX IRON MOUNTING STRIP
ACCESSORY NOT INCLUDED

2

FIX MAGNETS INTO PROFILE

3

PRESS IN PLACE

DIFFUSE AND COMPLETELY HOMOGENOUS LIGHT DISTRIBUTION

INSERTO SMALL CL

SPECIFICATIONS

base code	646
typology	Compact, linear surface luminaire with symmetrical light distribution
mounting	On surface using concealed clips (included)
length	Available in ten lengths, from 260 to 2510 mm / from 10.2” to 98.8”
height	26 mm / 1”
width	26 mm / 1”
construction	Extruded aluminum fixture. End caps in turning and milling aluminum. Diffuser in satin white polycarbonate
finishes	Powder coated
ingress protection	IP40. North America dry location
lamp type	Linear LED array on printed circuit board. PCB L 250 mm / 9.8”. PCB increment 250 mm / 9.8” - 2500 mm / 98.4” max. Custom dimensions on request. Remote power supply not included
LED pitch	4,1 mm / 0.2” (480 LEDs per meter)
lamp wattage	From 10W to 100W at 48V DC. North America 24V DC
lamp lumens	PCB L 250: 2700K CRI93 - 830lm, 3000K CRI93 - 830lm, 4000K CRI93 - 915lm
delivered lumens	PCB L 250: 590lm (3000K CRI93)
lumen maintenance	50.000h L90
beam	Diffused
kelvin	2700K CRI93, 3000K CRI93 and 4000K CRI93 / 3 step MacAdam ellipse
special features	Reverse polarity protection. Two wires dimming. Diffuse and completely homogenous light distribution across the entire surface
dimming options	Push button, potentiometer, 1-10V, DALI, DMX, KNX. Dimming options depend on power supply and additional control units to be separately ordered as accessories
listings	CE, ETL listed for dry location

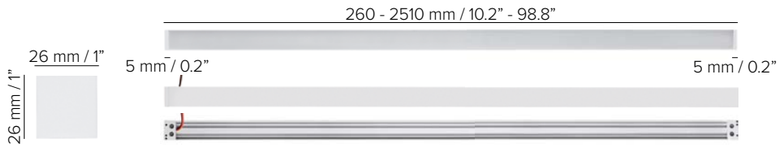

IP40 | 40 W/m | kg 0,15 kg* 0.3 lbs* | CE | ETL Intertek

* weight based on 250 mm / 9.8”

INSERTO SMALL CL

ORDER CODE

BASE CODE

646

A1 . LENGTH

01	260 mm	10 W
02	510 mm	20 W
03	760 mm	30 W
04	1010 mm	40 W
05	1260 mm	50 W
06	1510 mm	60 W
07	1760 mm	70 W
08	2010 mm	80 W
09	2260 mm	90 W
10	2510 mm	100 W

A . POWER SUPPLY

8 48V DC power supply NOT included

R ETL listed 24V DC power supply NOT included

B . KELVIN

4 4000K CRI93

5 3000K CRI93

8 2700K CRI93

	BASE CODE	A1	A	B	C	D	
Example:	**646**	**01**	**8**	**5**	**A**	**6**	= **64601-85A6**

C . DIFFUSER

A satin flush diffuser

D . FINISHES

6 white *RAL 9003*

A grey *RAL 9006*

MOUNTING

1

FIX CLIPS

PRESS IN PLACE

2

WIRING OPTIONS

1

CONCEALED WIRING

SURFACE WIRING

2

INSERTO SMALL CL

ACCESSORIES

REQUIRED ACCESSORIES - *NOT INCLUDED*

	code	output power	input voltage / frequency		IP	dimensions mm
Power supply 48V DC, ON/OFF*	69181	40W	90-305V	47-63Hz	IP54	L163xW43xH32
	69182	60W	90-305V	47-63Hz	IP54	L163xW43xH32
	69183	100W	90-264V	47-63Hz	IP20	L201xW70xH35
	69188	150W	90-305V	47-63Hz	IP67	L228xW68xH39
	69189	240W	90-305V	47-63Hz	IP67	L244xW68xH39
Power supply 48V DC, 1-10V[1]	69185	40W	90-305V	47-63Hz	IP67	L171xW62xH37
	69186	60W	90-305V	47-63Hz	IP67	L171xW62xH37
	69187	100W	90-305V	47-63Hz	IP67	L220xW68xH39
	69188	150W	90-305V	47-63Hz	IP67	L228xW68xH39
	69189	240W	90-305V	47-63Hz	IP67	L244xW68xH39
Power supply 48V DC, DALI[1]	69195	75W	100-305V	47-63Hz	IP67	L180xW63xH36
	69196	100W	100-305V	47-63Hz	IP67	L199xW63xH36
	69197	150W	100-305V	47-63Hz	IP67	L219xW63xH36
	[1] for a perfect dimming, it is necessary that the power supply is saturated to 100%					
Power supply 48V DC, 1-10V and DALI	69096	55W	99-264V	50-60Hz	IP20	L129xW76xH30
Power supply 48V DC, 0-10V	69097	120W	90-305V	47-63Hz	IP67	L191xW63xH38
Class 2 power supply 24V DC ETL listed	Consult **B LIGHT North America** Lighting Group Network T: 212.775.6363 E: info@lightinggroupnetwork.com					

*To choose the power supply, always add a spare 20% as safety margin.

See pag 511 for cable size and max wiring distance from power supply to last connected luminaire

DIFFUSE AND COMPLETELY HOMOGENOUS LIGHT DISTRIBUTION

INSERTO MEDIUM 40 CL

SPECIFICATIONS

base code	645
typology	Compact, linear surface luminaire with symmetrical light distribution
mounting	On surface with suitables screws (included)
length	Available in nine lengths, see next page for complete data
height	40 mm / 1.6”
width	40 mm / 1.6”
construction	Extruded aluminum fixture. End caps in turning and milling aluminum. Diffuser in polycarbonate
finishes	Anodized or powder coated when painted
ingress protection	IP40. North America dry location
lamp type	Linear LED array on printed circuit board. PCB L 250 mm / 9.8”. PCB increment 250 mm / 9.8” - 2500 mm / 98.4” max. Custom dimensions on request. Remote power supply not included
LED pitch	4,1 mm / 0.2” (480 LEDs per meter)
lamp wattage	From 20W to 100W at 48V DC. North America 24V DC
lamp lumens	PCB L 250: 830lm
delivered lumens	PCB L 250: 585lm (3000K CRI93, satin) - 740lm (3000K CRI93, microprismatic)
lumen maintenance	50.000h L90
beam	Diffused or microprismatic
kelvin	2700K CRI93, 3000K CRI93 and 4000K CRI93 / 3 step MacAdam ellipse
special features	Reverse polarity protection. Two wires dimming. Diffuse and completely homogenous light distribution across the entire surface
dimming options	Push button, potentiometer, 1-10V, DALI, DMX. Dimming options depend on power supply and additional control units to be separately ordered as accessories
listings	CE, ETL listed for dry location



IP40 | 40 W/m | 0,65 kg* 1.4 lbs*

* weight based on 250 mm / 9.8”

INSERTO MEDIUM 40 CL

ORDER CODE

BASE CODE

645

A1 . LENGTH

26	530 mm	20 W
27	780 mm	30 W
28	1030 mm	40 W
29	1280 mm	50 W
30	1530 mm	60 W
31	1780 mm	70 W
32	2030 mm	80 W
33	2280 mm	90 W
34	2530 mm	100 W

A . POWER SUPPLY

8	48V DC power supply NOT included
R	ETL listed 24V DC power supply NOT included

B . KELVIN

4	4000K CRI93
5	3000K CRI93
8	2700K CRI93

	BASE CODE	A1	A	B	C	D	
Example:	**645**	**26**	**8**	**5**	**A**	**6**	= **64526-85A6**

C . DIFFUSER

A	satin flush diffuser	
B	microprismatic flush diffuser	

D . FINISHES

1	grey anodized	
6	white *RAL 9003*	
2	black *RAL 9005*	

MOUNTING: TWO PROFILES IN ONE FIXTURE FOR EASY FUTURE RE-LAMPING

1

FIX PROFILE

2

WIRING

3

PRESS IN PLACE THE LED PROFILE

4

PRESS IN PLACE THE DIFFUSER

INSERTO MEDIUM 40 CL

ACCESSORIES

REQUIRED ACCESSORIES - *NOT INCLUDED*

	code	output power	input voltage / frequency		IP	dimensions mm
Power supply 48V DC, ON/OFF*	69181	40W	90-305V	47-63Hz	IP54	L163xW43xH32
	69182	60W	90-305V	47-63Hz	IP54	L163xW43xH32
	69183	100W	90-264V	47-63Hz	IP20	L201xW70xH35
	69188	150W	90-305V	47-63Hz	IP67	L228xW68xH39
	69189	240W	90-305V	47-63Hz	IP67	L244xW68xH39
Power supply 48V DC, 1-10V[1]	69185	40W	90-305V	47-63Hz	IP67	L171xW62xH37
	69186	60W	90-305V	47-63Hz	IP67	L171xW62xH37
	69187	100W	90-305V	47-63Hz	IP67	L220xW68xH39
	69188	150W	90-305V	47-63Hz	IP67	L228xW68xH39
	69189	240W	90-305V	47-63Hz	IP67	L244xW68xH39
Power supply 48V DC, DALI[1]	69195	75W	100-305V	47-63Hz	IP67	L180xW63xH36
	69196	100W	100-305V	47-63Hz	IP67	L199xW63xH36
	69197	150W	100-305V	47-63Hz	IP67	L219xW63xH36
Power supply 48V DC, 1-10V and DALI	69096	55W	99-264V	50-60Hz	IP20	L129xW76xH30
Power supply 48V DC, 0-10V	69097	120W	90-305V	47-63Hz	IP67	L191xW63xH38
Class 2 power supply 24V DC ETL listed	Consult **B LIGHT North America** Lighting Group Network T: 212.775.6363 E: info@lightinggroupnetwork.com					

[1] for a perfect dimming, it is necessary that the power supply is saturated to 100%

*To choose the power supply, always add a spare 20% as safety margin.

See pag 511 for cable size and max wiring distance from power supply to last connected luminaire

SATIN RECESSED DIFFUSER

INSERTO MEDIUM 65 CL

SPECIFICATIONS

base code	646
typology	Linear surface luminaire with symmetrical light distribution
mounting	On surface with suitables screws (included)
length	Available in nine lengths, from 530 to 2530 mm / from 20.9” to 99.6”
height	65 mm / 2.6”
width	40 mm / 1.6”
construction	Extruded aluminum fixture. End caps in turning and milling aluminum. Diffuser in polycarbonate
finishes	Anodized or powder coated when painted
ingress protection	IP40. North America dry location
lamp type	Linear LED array on printed circuit board. PCB L 250 mm / 9.8”. PCB increment 250 mm / 9.8” - 2500 mm / 98.4” max. Custom dimensions on request. Remote power supply not included
LED pitch	4,1 mm / 0.2” (480 LEDs per meter)
lamp wattage	From 6W to 100W at 48V DC. North America 24V DC
lamp lumens	PCB L 250: 2700K CRI93 - 830lm, 3000K CRI93 - 830lm, 4000K CRI93 - 915lm
delivered lumens	PCB L 250: 470lm (3000K CRI93, satin) - 655lm (3000K CRI93, microprismatic)
lumen maintenance	50.000h L90
beam	Diffused or microprismatic
kelvin	2700K CRI93, 3000K CRI93 and 4000K CRI93 / 3 step MacAdam ellipse
special features	Reverse polarity protection. Two wires dimming. Diffuse and completely homogenous light distribution across the entire surface
dimming options	Push button, potentiometer, remote control, 1-10V, DALI, DMX, KNX. Dimming options depend on power supply and additional control units to be separately ordered as accessories
listings	CE, ETL listed for dry location



IP40 40 W/m 0,75 kg* 1.7 lbs*

* weight based on 250 mm / 9.8”

INSERTO MEDIUM 65 CL

ORDER CODE

BASE CODE

646

A1 . LENGTH

52	530 mm	20 W
53	780 mm	30 W
54	1030 mm	40 W
55	1280 mm	50 W
56	1530 mm	60 W
57	1780 mm	70 W
58	2030 mm	80 W
59	2280 mm	90 W
60	2530 mm	100 W

A . POWER SUPPLY

8 48V DC power supply NOT included

R ETL listed 24V DC power supply NOT included

B . KELVIN

4 4000K CRI93

5 3000K CRI93

8 2700K CRI93

	BASE CODE	A1	A	B	C	D	
Example:	**646**	**52**	**8**	**5**	**A**	**6**	= **64652-25A6**

C . DIFFUSER

A satin flush diffuser

B microprismatic flush diffuser

C satin recessed diffuser

D microprismatic recessed diffuser

D . FINISHES

1 grey anodized

6 white *RAL 9003*

D black anodized

MOUNTING: TWO PROFILES IN ONE FIXTURE FOR EASY FUTURE RE-LAMPING



FIX PROFILE

WIRING

PRESS IN PLACE THE LED PROFILE

PRESS IN PLACE THE DIFFUSER

INSERTO MEDIUM 65 CL

ACCESSORIES

REQUIRED ACCESSORIES - *NOT INCLUDED*

	code	output power	input voltage / frequency		IP	dimensions mm
Power supply 48V DC, ON/OFF*	69181	40W	90-305V	47-63Hz	IP54	L163xW43xH32
	69182	60W	90-305V	47-63Hz	IP54	L163xW43xH32
	69183	100W	90-264V	47-63Hz	IP20	L201xW70xH35
	69188	150W	90-305V	47-63Hz	IP67	L228xW68xH39
	69189	240W	90-305V	47-63Hz	IP67	L244xW68xH39
Power supply 48V DC, 1-10V[1]	69185	40W	90-305V	47-63Hz	IP67	L171xW62xH37
	69186	60W	90-305V	47-63Hz	IP67	L171xW62xH37
	69187	100W	90-305V	47-63Hz	IP67	L220xW68xH39
	69188	150W	90-305V	47-63Hz	IP67	L228xW68xH39
	69189	240W	90-305V	47-63Hz	IP67	L244xW68xH39
Power supply 48V DC, DALI[1]	69195	75W	100-305V	47-63Hz	IP67	L180xW63xH36
	69196	100W	100-305V	47-63Hz	IP67	L199xW63xH36
	69197	150W	100-305V	47-63Hz	IP67	L219xW63xH36
	[1] for a perfect dimming, it is necessary that the power supply is saturated to 100%					
Power supply 48V DC, 1-10V and DALI	69096	55W	99-264V	50-60Hz	IP20	L129xW76xH30
Power supply 48V DC, 0-10V	69097	120W	90-305V	47-63Hz	IP67	L191xW63xH38
Class 2 power supply 24V DC ETL listed	Consult **B LIGHT North America** Lighting Group Network T: 212.775.6363 E: info@lightinggroupnetwork.com					

*To choose the power supply, always add a spare 20% as safety margin.

See pag 511 for cable size and max wiring distance from power supply to last connected luminaire

INSERTO MEDIUM 40 SD

SPECIFICATIONS

base code	648
typology	Compact, linear pendant luminaire
mounting	To ceiling with 2000 mm / 78.7” steel wire ropes (included)
length	Available in eight lengths, from 780 to 2530 mm / from 30.7” to 99.6”
height	40 mm / 1.6”
width	40 mm / 1.6”
construction	Extruded aluminum fixture. end caps in turning and milling aluminum. Diffuser in polycarbonate
finishes	Anodized or powder coated when painted
ingress protection	IP40. North America dry location
lamp type	Linear LED array on printed circuit board. PCB L 250 mm / 9.8”. PCB increment 250 mm / 9.8” - 2500 mm / 98.4” max. Custom dimensions on request. Remote power supply not included
LED pitch	4,1 mm / 0.2” (480 LEDs per meter)
lamp wattage	From 30W to 100W at 48V DC. North America 24V DC
lamp lumens	PCB L 250: 2700K CRI93 - 830lm, 3000K CRI93 - 830lm, 4000K CRI93 - 915lm
delivered lumens	PCB L 250: 585lm (3000K CRI93, satin) - 740lm (3000K CRI93, microprismatic)
lumen maintenance	50.000h L90
beam	Diffused or microprismatic
kelvin	2700K CRI93, 3000K CRI93 and 4000K CRI93 / 3 step MacAdam ellipse
special features	Reverse polarity protection. Two wires dimming. Diffuse and completely homogenous light distribution across the entire surface
dimming options	Push button, potentiometer, 1-10V, DALI, DMX, KNX. Dimming options depend on power supply and additional control units to be separately ordered as accessories
listings	CE, ETL listed for dry location

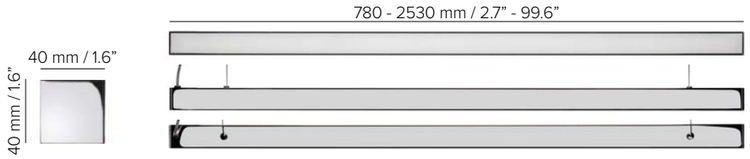

IP40 | 40 W/m | kg 0,65 kg* 1.4 lbs* | CE | ETL Intertek

* weight based on 250 mm / 9.8”

INSERTO MEDIUM 40 SD

ORDER CODE

BASE CODE

648

A1 . LENGTH

27	780 mm	30 W
28	1030 mm	40 W
29	1280 mm	50 W
30	1530 mm	60 W
31	1780 mm	70 W
32	2030 mm	80 W
33	2280 mm	90 W
34	2530 mm	100 W

A . POWER SUPPLY

8 48V DC power supply NOT included

R ETL listed 24V DC power supply NOT included

B . KELVIN

4 4000K CRI93

5 3000K CRI93

8 2700K CRI93

	BASE CODE	A1	A	B	C	D	
Example:	**648**	**27**	**8**	**5**	**A**	**6**	= **64827-85A6**

C . DIFFUSER

A satin flush diffuser

B microprismatic flush diffuser

D . FINISHES

1 grey anodized

2 black *RAL 9005*

6 white *RAL 9003*



www.b-light.it

INSERTO MEDIUM 40 SD

ACCESSORIES

REQUIRED ACCESSORIES - *NOT INCLUDED*

	code	output power	input voltage / frequency		IP	dimensions mm
Power supply 48V DC, ON/OFF*	69181	40W	90-305V	47-63Hz	IP54	L163xW43xH32
	69182	60W	90-305V	47-63Hz	IP54	L163xW43xH32
	69183	100W	90-264V	47-63Hz	IP20	L201xW70xH35
	69188	150W	90-305V	47-63Hz	IP67	L228xW68xH39
	69189	240W	90-305V	47-63Hz	IP67	L244xW68xH39
Power supply 48V DC, 1-10V[1]	69185	40W	90-305V	47-63Hz	IP67	L171xW62xH37
	69186	60W	90-305V	47-63Hz	IP67	L171xW62xH37
	69187	100W	90-305V	47-63Hz	IP67	L220xW68xH39
	69188	150W	90-305V	47-63Hz	IP67	L228xW68xH39
	69189	240W	90-305V	47-63Hz	IP67	L244xW68xH39
Power supply 48V DC, DALI[1]	69195	75W	100-305V	47-63Hz	IP67	L180xW63xH36
	69196	100W	100-305V	47-63Hz	IP67	L199xW63xH36
	69197	150W	100-305V	47-63Hz	IP67	L219xW63xH36

[1] for a perfect dimming, it is necessary that the power supply is saturated to 100%

Power supply 48V DC, 1-10V and DALI	69096	55W	99-264V	50-60Hz	IP20	L129xW76xH30
Power supply 48V DC, 0-10V	69097	120W	90-305V	47-63Hz	IP67	L191xW63xH38

Class 2 power supply 24V DC
ETL listed

Consult **B LIGHT North America**
Lighting Group Network
T: 212.775.6363
E: info@lightinggroupnetwork.com

*To choose the power supply, always add a spare 20% as safety margin.

See pag 511 for cable size and max wiring distance from power supply to last connected luminaire

INSERTO MEDIUM 65 SD

SPECIFICATIONS

base code	649
typology	Linear pendant luminaire
mounting	To ceiling with 2000 mm / 78.7” steel wire ropes (included)
length	Available in eight lengths, from 780 to 2530 mm / from 30.7” to 99.6”
height	65 mm / 2.6”
width	40 mm / 1.6”
construction	Extruded aluminum fixture. End caps in turning and milling aluminum. Diffuser in polycarbonate
finishes	Anodized or powder coated when painted
ingress protection	IP40. North America dry location
lamp type	Linear LED array on printed circuit board. PCB L 250 mm / 9.8”. PCB increment 250 mm / 9.8” - 2500 mm / 98.4” max. Custom dimensions on request. Remote power supply not included
LED pitch	4,1 mm / 0.2” (480 LEDs per meter)
lamp wattage	From 9W to 100W at 48V DC. North America 24V DC
lamp lumens	PCB L 250: 2700K CRI93 - 830lm, 3000K CRI93 - 830lm, 4000K CRI93 - 915lm
delivered lumens	PCB L 250: 415lm (3000K CRI93, satin) - 600lm (3000K CRI93, microprismatic)
lumen maintenance	50.000h L90
beam	Diffused or microprismatic
kelvin	2700K CRI93, 3000K CRI93 and 4000K CRI93 / 3 step MacAdam ellipse
special features	Reverse polarity protection. Two wires dimming. Diffuse and completely homogenous light distribution across the entire surface
dimming options	Push button, potentiometer, remote control, 1-10V, DALI, DMX, KNX. Dimming options depend on power supply and additional control units to be separately ordered as accessories
listings	CE, ETL listed for dry location

IP40 | 40 W/m | 0,75 kg* 1.7 lbs*

* weight based on 250 mm / 9.8”

INSERTO MEDIUM 65 SD

ORDER CODE

BASE CODE

649

A1 . LENGTH

03	780 mm	30 W
04	1030 mm	40 W
05	1280 mm	50 W
06	1530 mm	60 W
07	1780 mm	70 W
08	2030 mm	80 W
09	2280 mm	90 W
10	2530 mm	100 W

A . POWER SUPPLY

8 48V DC power supply NOT included

R ETL listed 24V DC power supply NOT included

B . KELVIN

4 4000K CRI93

5 3000K CRI93

8 2700K CRI93

	BASE CODE	A1	A	B	C	D	
Example:	**649**	**03**	**8**	**5**	**A**	**6**	= **64903-85A6**

C . DIFFUSER

A satin flush diffuser

B microprismatic flush diffuser

C satin recessed diffuser

D microprismatic recessed diffuser

D . FINISHES

1 grey anodized

6 white *RAL 9003*

D black anodized



INSERTO MEDIUM 65 SD

ACCESSORIES

REQUIRED ACCESSORIES - *NOT INCLUDED*

	code	output power	input voltage / frequency		IP	dimensions mm
Power supply 48V DC, ON/OFF*	69181	40W	90-305V	47-63Hz	IP54	L163xW43xH32
	69182	60W	90-305V	47-63Hz	IP54	L163xW43xH32
	69183	100W	90-264V	47-63Hz	IP20	L201xW70xH35
	69188	150W	90-305V	47-63Hz	IP67	L228xW68xH39
	69189	240W	90-305V	47-63Hz	IP67	L244xW68xH39
Power supply 48V DC, 1-10V[1]	69185	40W	90-305V	47-63Hz	IP67	L171xW62xH37
	69186	60W	90-305V	47-63Hz	IP67	L171xW62xH37
	69187	100W	90-305V	47-63Hz	IP67	L220xW68xH39
	69188	150W	90-305V	47-63Hz	IP67	L228xW68xH39
	69189	240W	90-305V	47-63Hz	IP67	L244xW68xH39
Power supply 48V DC , DALI[1]	69195	75W	100-305V	47-63Hz	IP67	L180xW63xH36
	69196	100W	100-305V	47-63Hz	IP67	L199xW63xH36
	69197	150W	100-305V	47-63Hz	IP67	L219xW63xH36

[1] for a perfect dimming, it is necessary that the power supply is saturated to 100%

Class 2 power supply 24V DC
ETL listed

Consult **B LIGHT North America**
Lighting Group Network
T: 212.775.6363
E: info@lightinggroupnetwork.com

*To choose the power supply, always add a spare 20% as safety margin.
See pag 511 for cable size and max wiring distance from power supply to last connected luminaire

INSERTO MEDIUM 105 SD2

INSERTO MEDIUM 105 SD2

SPECIFICATIONS

base code	650
typology	Linear pendant luminaire, with light emission on two sides, direct light and indirect light
mounting	To ceiling with 2000 mm / 78.7” steel wire ropes (included)
length	Available in eight lengths, from 780 to 2530 mm / from 30.7” to 99.6”
height	105 mm / 4.1”
width	40 mm / 1.6”
construction	Extruded aluminum fixture. End caps in turning and milling aluminum. Diffuser in polycarbonate
finishes	Anodized or powder coated when painted
ingress protection	IP40. North America dry location
lamp type	Linear LED array on printed circuit board. PCB L 250 mm / 9.8”. PCB increment 250 mm / 9.8” - 2500 mm / 98.4” max. Custom dimensions on request. Remote power supply not included
LED pitch	4,1 mm / 0.2”. 960 LEDs per meter
lamp wattage	From 60W to 200W at 48V DC. North America 24V DC
lamp lumens	PCB L 250: 2700K CRI93 - 830lm, 3000K CRI93 - 830lm, 4000K CRI93 - 915lm
delivered lumens	PCB L 250: 470lm (3000K CRI93, satin) - 655lm (3000K CRI93, microprismatic)
lumen maintenance	50.000h L90
beam	Diffused or microprismatic
kelvin	2700K CRI93, 3000K CRI93 and 4000K CRI93 / 3 step MacAdam ellipse
special features	Reverse polarity protection. Two wires dimming. Diffuse and completely homogenous light distribution across the entire surface
dimming options	Push button, potentiometer, 1-10V, DALI, DMX, KNX. Dimming options depend on power supply and additional control units to be separately ordered as accessories
listings	CE, ETL listed for dry location

IP40 | 80 W/m | 1,2 kg* 2.6 lbs* | CE | Intertek

* weight based on 250 mm / 9.8”

INSERTO MEDIUM 105 SD2

ORDER CODE

BASE CODE

650

A1 . LENGTH

31	780 mm	60 W
32	1030 mm	80 W
33	1280 mm	100 W
34	1530 mm	120 W
35	1780 mm	140 W
36	2030 mm	160 W
37	2280 mm	180 W
38	2530 mm	200 W

A . POWER SUPPLY

8 48V DC power supply NOT included

R ETL listed 24V DC power supply NOT included

B . KELVIN

4 4000K CRI93

5 3000K CRI93

8 2700K CRI93

	BASE CODE	A1	A	B	C	D	
Example:	**649**	**77**	**8**	**5**	**C**	**6**	= **64977-85C6**

C . DIFFUSER

C satin recessed diffuser

D microprismatic recessed diffuser

D . FINISHES

1 grey anodized

6 white *RAL 9003*

D black anodized

INSERTO MEDIUM 105 SD2

ACCESSORIES

REQUIRED ACCESSORIES - *NOT INCLUDED*

	code	output power	input voltage / frequency		IP	dimensions mm
Power supply 48V DC, ON/OFF*	69181	40W	90-305V	47-63Hz	IP54	L163xW43xH32
	69182	60W	90-305V	47-63Hz	IP54	L163xW43xH32
	69183	100W	90-264V	47-63Hz	IP20	L201xW70xH35
	69188	150W	90-305V	47-63Hz	IP67	L228xW68xH39
	69189	240W	90-305V	47-63Hz	IP67	L244xW68xH39
Power supply 48V DC, 1-10V[1]	69185	40W	90-305V	47-63Hz	IP67	L171xW62xH37
	69186	60W	90-305V	47-63Hz	IP67	L171xW62xH37
	69187	100W	90-305V	47-63Hz	IP67	L220xW68xH39
	69188	150W	90-305V	47-63Hz	IP67	L228xW68xH39
	69189	240W	90-305V	47-63Hz	IP67	L244xW68xH39
Power supply 48V DC, DALI[1]	69195	75W	100-305V	47-63Hz	IP67	L180xW63xH36
	69196	100W	100-305V	47-63Hz	IP67	L199xW63xH36
	69197	150W	100-305V	47-63Hz	IP67	L219xW63xH36
Power supply 48V DC, 1-10V and DALI	69096	55W	99-264V	50-60Hz	IP20	L129xW76xH30
Power supply 48V DC, 0-10V	69097	120W	90-305V	47-63Hz	IP67	L191xW63xH38

[1] for a perfect dimming, it is necessary that the power supply is saturated to 100%

Class 2 power supply 24V DC
ETL listed

Consult **B LIGHT North America**
Lighting Group Network
T: 212.775.6363
E: info@lightinggroupnetwork.com



*To choose the power supply, always add a spare 20% as safety margin.

See pag 511 for cable size and max wiring distance from power supply to last connected luminaire

CASA



INSERTO MINI T
INSERTO MINI T-E

SPECIFICATIONS

base code	INSERTO MINI T-E: 65553, 65564 - INSERTO MINI T: 65541, 65552
typology	Trimmed, linear recessed luminaire with symmetrical light distribution
mounting	In plasterboard via spring clips (code 69815) to be separately ordered as accessories
length	Available in twelve lengths, from 260 to 3010 mm / from 10.2” to 118.5”
depth	13 mm / 0.5”
width	22 mm / 0.9”
required depth	25 mm / 1” if mounting in plasterboard 20 mm / 0.8” if mounting in concrete
first fit requirement	Yes, housing box to be separately ordered if mounting in concrete
ceiling cut out	Plasterboard: 19 mm / 0.75” - Concrete: 20x20 mm / 0.8”x0.8”
ceiling thickness	Minimum 13 mm / 0.5” for plaster ceiling
construction	Fixture and housing box: extruded aluminum. End caps in turning and milling aluminum. Diffuser in satin white polycarbonate
finishes	Anodized or powder coated when painted
ingress protection	IP40. North America dry location
lamp type	Linear LED array on printed circuit board. PCB L 250 mm / 9.8”. PCB increment 250 mm / 9.8” - 3000 mm / 118.1” max. Custom dimensions on request. Remote power supply not included
LED pitch	MINI T-E: 8,3 mm / 0.3” (120 LEDs per meter) MINI T: 2,8 mm / 0.1” (360 LEDs per meter)
lamp wattage	MINI T-E: from 5W to 60W at 24V DC MINI T: from 6W to 69W at 48V DC. North America 24V DC
lamp lumens	MINI T-E: PCB L 250: 240lm - MINI T: PCB L 250: 400lm
delivered lumens	MINI T-E: PCB L 250: 155lm (3000K CRI90) - MINI T: PCB L 250: 285lm (3000K CRI93)
lumen maintenance	MINI T-E: 30.000h L70. MINI T: 50.000h L90
beam	Diffused
kelvin	MINI T-E: 2700K CRI90, 3000K CRI90 and 4000K CRI90 MINI T: 2700K CRI93, 3000K CRI93 and 4000K CRI93 / 3 step MacAdam ellipse
special features	Reverse polarity protection. Two wires dimming. Diffuse and completely homogenous light distribution across the entire surface
dimming options	Push button, potentiometer, remote control, 1-10V, DALI, DMX, KNX. Dimming options depend on power supply and additional control units to be separately ordered as accessories
listings	CE, ETL listed for dry location



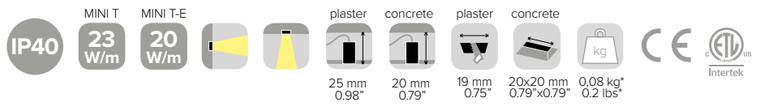

* weight based on 250 mm / 9.8”

INSERTO MINI T
INSERTO MINI T-E

ORDER CODE

BASE CODE

655

A1 . LENGTH

INSERTO MINI T-E (24V DC)

53	260 mm	5 W
54	510 mm	10 W
55	760 mm	15 W
56	1010 mm	20 W
57	1260 mm	25 W
58	1510 mm	30 W
59	1760 mm	35 W
60	2010 mm	40 W
61	2260 mm	45 W
62	2510 mm	50 W
63	2760 mm	55 W
64	3010 mm	60 W

INSERTO MINI T (48V DC)

41	260 mm	6 W
42	510 mm	12 W
43	760 mm	17 W
44	1010 mm	23 W
45	1260 mm	29 W
46	1510 mm	35 W
47	1760 mm	40 W
48	2010 mm	46 W
49	2260 mm	52 W
50	2510 mm	58 W
51	2760 mm	63 W
52	3010 mm	69 W

A . POWER SUPPLY

2 24V DC power supply NOT included

8 48V DC power supply NOT included

R ETL listed 24V DC power supply NOT included

B . KELVIN

4 4000K CRI93

5 3000K CRI93

8 2700K CRI93

C . DIFFUSER

A satin flush diffuser

	BASE CODE	A1	A	B	C	D	E	
Example:	**655**	**41**	**8**	**5**	**A**	**6**	**A**	= **65541-85A6A**

D . FINISHES

1 grey anodized

6 white *RAL 9003*

E . INSTALLATION

A in plasterboard

INSERTO MINI T
INSERTO MINI T-E

ACCESSORIES

REQUIRED ACCESSORIES - *NOT INCLUDED*

	code	output power	input voltage / frequency		IP	dimensions mm
Power supply 24V DC, ON/OFF*	69054	60W	90-305V	50-60Hz	IP67	L160xW40xH32
	69052	100W	90-264V	50-60Hz	IP20	L200xW69xH35
	69051	240W	90-305V	50-60Hz	IP65	L244xW68xH39
Power supply 24V DC, 1-10V[1]	69062	60W	90-305V	50-60Hz	IP67	L171xW62xH37
	69063	100W	90-305V	50-60Hz	IP67	L220xW68xH39
	69064	150W	90-305V	50-60Hz	IP67	L228xW68xH39
Power supply 24V DC, DALI[1]	69201	75W	100-305V	47-63Hz	IP67	L180xW63xH36
	69202	100W	100-305V	47-63Hz	IP67	L199xW63xH36
	69203	150W	100-305V	47-63Hz	IP67	L219xW63xH36

[1] for a perfect dimming, it is necessary that the power supply is saturated to 100%

	code	output power	input voltage / frequency		IP	dimensions mm
Power supply 48V DC, ON/OFF*	69181	40W	90-305V	47-63Hz	IP54	L163xW43xH32
	69182	60W	90-305V	47-63Hz	IP54	L163xW43xH32
	69183	100W	90-264V	47-63Hz	IP20	L201xW70xH35
	69188	150W	90-305V	47-63Hz	IP67	L228xW68xH39
	69189	240W	90-305V	47-63Hz	IP67	L244xW68xH39
Power supply 48V DC, 1-10V[1]	69185	40W	90-305V	47-63Hz	IP67	L171xW62xH37
	69186	60W	90-305V	47-63Hz	IP67	L171xW62xH37
	69187	100W	90-305V	47-63Hz	IP67	L220xW68xH39
	69188	150W	90-305V	47-63Hz	IP67	L228xW68xH39
	69189	240W	90-305V	47-63Hz	IP67	L244xW68xH39
Power supply 48V DC, DALI[1]	69195	75W	100-305V	47-63Hz	IP67	L180xW63xH36
	69196	100W	100-305V	47-63Hz	IP67	L199xW63xH36
	69197	150W	100-305V	47-63Hz	IP67	L219xW63xH36

[1] for a perfect dimming, it is necessary that the power supply is saturated to 100%

Power supply 48V DC, 1-10V and DALI	69096	55W	99-264V	50-60Hz	IP20	L129xW76xH30
Power supply 48V DC, 0-10V	69097	120W	90-305V	47-63Hz	IP67	L191xW63xH38

code	description	dimensions mm
69815	two spring clips for plasterboard *(one spring clip every 50 cm)*	H13xL12

Class 2 power supply 24V DC
ETL listed

Consult **B LIGHT North America**
Lighting Group Network
T: 212.775.6363
E: info@lightinggroupnetwork.com

*To choose the power supply, always add a spare 20% as safety margin.
See pag 511 for cable size and max wiring distance from power supply to last connected luminaire

HYATT
07:28
MEDICINE BALL
5kg.
TUNTURI
TUNTURI
MEDICINE BALL
5kg.
TUNTURI
TUNTURI

INSERTO MEDIUM 40 F

SPECIFICATIONS

base code	659
typology	Trimless, linear recessed luminaire with symmetrical light distribution
mounting	In plasterboard with brackets (included)
length	See next page for complete data
depth	40 mm / 1.6”
width	40 mm / 1.6”
required depth	55 mm / 2.2”
first fit requirement	No
ceiling cut out	Plasterboard: 44 mm / 1.73”
ceiling thickness	From 10 to 15 mm MAX / from 0.4” to 0.6” MAX for plaster ceiling
construction	Extruded aluminum fixture. End caps in turning and milling aluminum. Diffuser in polycarbonate
finishes	Anodized or powder coated when painted
ingress protection	IP40
lamp type	Linear LED array on printed circuit board. PCB L 250 mm / 9.8”. PCB increment 250 mm / 9.8” - 2500 mm / 98.4” max. Custom dimensions on request. Remote power supply not included
LED pitch	4,1 mm / 0.2” (480 LEDs per meter)
lamp wattage	From 20W to 100W at 48V DC
lamp lumens	PCB L 250: 825lm
delivered lumens	PCB L 250: 585lm (3000K CRI93, satin) - 740lm (3000K CRI93, microprismatic)
lumen maintenance	50.000h L90
beam	Diffused or microprismatic
kelvin	2700K CRI93, 3000K CRI93 and 4000K CRI93 / 3 step MacAdam ellipse
special features	Reverse polarity protection. Two wires dimming. Diffuse and completely homogenous light distribution across the entire surface
dimming options	Push button, potentiometer, 1-10V, DALI, DMX, KNX. Dimming options depend on power supply and additional control units to be separately ordered as accessories
listings	CE

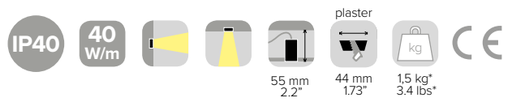

* weight based on 530 mm / 20.9”

INSERTO MEDIUM 40 F

ORDER CODE

BASE CODE

659

A1 . LENGTH

02	530 mm	20 W
03	780 mm	30 W
04	1030 mm	40 W
05	1280 mm	50 W
06	1530 mm	60 W
07	1780 mm	70 W
08	2030 mm	80 W
09	2280 mm	90 W
10	2530 mm	100 W

A . POWER SUPPLY

8 48V DC power supply NOT included

B . KELVIN

4 4000K CRI93

5 3000K CRI93

8 2700K CRI93

	BASE CODE	A1	A	B	C	D	
Example:	**659**	**08**	**8**	**5**	**A**	**6**	= **65908-85A6**

C . DIFFUSER

A satin flush diffuser

B microprismatic flush diffuser

D . FINISHES

2 black *RAL 9005*

6 white *RAL 9003*

MOUNTING: TWO PROFILES IN ONE FIXTURE FOR EASY FUTURE RE-LAMPING

1

FIX PROFILE

2



WIRING

3



PRESS IN PLACE THE LED PROFILE

4

PRESS IN PLACE THE DIFFUSER

INSERTO MEDIUM 40 F

ACCESSORIES

REQUIRED ACCESSORIES - *NOT INCLUDED*

	code	output power	input voltage / frequency		IP	dimensions mm
Power supply 48V DC, ON/OFF*	69181	40W	90-305V	47-63Hz	IP54	L163xW43xH32
	69182	60W	90-305V	47-63Hz	IP54	L163xW43xH32
	69183	100W	90-264V	47-63Hz	IP20	L201xW70xH35
	69188	150W	90-305V	47-63Hz	IP67	L228xW68xH39
	69189	240W	90-305V	47-63Hz	IP67	L244xW68xH39
Power supply 48V DC, 1-10V[1]	69185	40W	90-305V	47-63Hz	IP67	L171xW62xH37
	69186	60W	90-305V	47-63Hz	IP67	L171xW62xH37
	69187	100W	90-305V	47-63Hz	IP67	L220xW68xH39
	69188	150W	90-305V	47-63Hz	IP67	L228xW68xH39
	69189	240W	90-305V	47-63Hz	IP67	L244xW68xH39
Power supply 48V DC, DALI[1]	69195	75W	100-305V	47-63Hz	IP67	L180xW63xH36
	69196	100W	100-305V	47-63Hz	IP67	L199xW63xH36
	69197	150W	100-305V	47-63Hz	IP67	L219xW63xH36
Power supply 48V DC, 1-10V and DALI	69096	55W	99-264V	50-60Hz	IP20	L129xW76xH30
Power supply 48V DC, 0-10V	69097	120W	90-305V	47-63Hz	IP67	L191xW63xH38

[1] for a perfect dimming, it is necessary that the power supply is saturated to 100%

*To choose the power supply, always add a spare 20% as safety margin.

See pag 511 for cable size and max wiring distance from power supply to last connected luminaire



SATIN RECESSED DIFFUSER

INSERTO MEDIUM 65 F

SPECIFICATIONS

base code	659
typology	Trimless, linear recessed luminaire with symmetrical light distribution
mounting	In plasterboard using brackets (included) or in concrete using housing box (code from 69451 to 69460) to be separately ordered as accessory
length	See next page for complete data
depth	65 mm / 2.6”
width	40 mm / 1.6”
required depth	95 mm / 3.7”
first fit requirement	Yes, housing box to be separately ordered if mounting in concrete
ceiling cut out	Plasterboard: 44 mm / 1.73” - Concrete: 70x80 mm / 2.76”x3.15”
ceiling thickness	From 10 to 15 mm MAX / from 0.4” to 0.6” MAX for plaster ceiling
construction	Extruded aluminum fixture. End caps in turning and milling aluminum. Diffuser in polycarbonate. Housing box in zinc-pladed iron
finishes	Anodized or powder coated when painted
ingress protection	IP40. North America dry location
lamp type	Linear LED array on printed circuit board. PCB L 250 mm / 9.8”. PCB increment 250 mm / 9.8” - 2500 mm / 98.4” max. Custom dimensions on request. Remote power supply not included
LED pitch	4,1 mm / 0.2” (480 LEDs per meter)
lamp wattage	From 20W to 100W at 48V DC. North America 24V DC
lamp lumens	PCB L 250: 825lm
delivered lumens	PCB L 250: 470lm (3000K CRI93, satin) - 655lm (3000K CRI93, microprismatic)
lumen maintenance	50.000h L90
beam	Diffused or microprismatic
kelvin	2700K CRI93, 3000K CRI93 and 4000K CRI93 / 3 step MacAdam ellipse
special features	Reverse polarity protection. Two wires dimming. Trimless profile that has a knife edge to the finished surface. Diffuse and completely homogenous light distribution across the entire surface.
dimming options	Push button, potentiometer, remote control, 1-10V, DALI, DMX, KNX. Dimming options depend on power supply and additional control units to be separately ordered as accessories
listings	CE, ETL listed for dry location

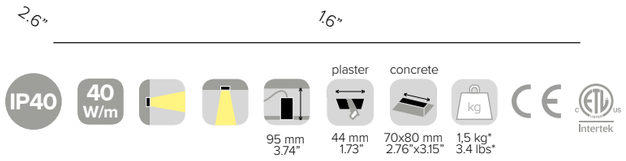

* weight based on 530 mm / 20.9”

INSERTO MEDIUM 65 F

ORDER CODE

BASE CODE

659

A1 . LENGTH

52	530 mm	20 W
53	780 mm	30 W
54	1030 mm	40 W
55	1280 mm	50 W
56	1530 mm	60 W
57	1780 mm	70 W
58	2030 mm	80 W
59	2280 mm	90 W
60	2530 mm	100 W

A . POWER SUPPLY

8	48V DC power supply NOT included
R	ETL listed 24V DC power supply NOT included

B . KELVIN

4	4000K CRI93
5	3000K CRI93
8	2700K CRI93

	BASE CODE	A1	A	B	C	D	
Example:	659	52	8	5	A	6	= 65952-85A6

C . DIFFUSER

A	satin flush diffuser		C	satin recessed diffuser	
B	microprismatic flush diffuser		D	microprismatic recessed diffuser	

D . FINISHES

6	white *RAL 9003*		D	black anodized	

MOUNTING: TWO PROFILES IN ONE FIXTURE FOR EASY FUTURE RE-LAMPING



FIX PROFILE



WIRING



PRESS IN PLACE THE LED PROFILE

PRESS IN PLACE THE DIFFUSER

INSERTO MEDIUM 65 F

ACCESSORIES

REQUIRED ACCESSORIES - *NOT INCLUDED*

	code	output power	input voltage / frequency		IP	dimensions mm
Power supply 48V DC, ON/OFF*	69181	40W	90-305V	47-63Hz	IP54	L163xW43xH32
	69182	60W	90-305V	47-63Hz	IP54	L163xW43xH32
	69183	100W	90-264V	47-63Hz	IP20	L201xW70xH35
	69188	150W	90-305V	47-63Hz	IP67	L228xW68xH39
	69189	240W	90-305V	47-63Hz	IP67	L244xW68xH39
Power supply 48V DC, 1-10V[1]	69185	40W	90-305V	47-63Hz	IP67	L171xW62xH37
	69186	60W	90-305V	47-63Hz	IP67	L171xW62xH37
	69187	100W	90-305V	47-63Hz	IP67	L220xW68xH39
	69188	150W	90-305V	47-63Hz	IP67	L228xW68xH39
	69189	240W	90-305V	47-63Hz	IP67	L244xW68xH39
Power supply 48V DC, DALI[1]	69195	75W	100-305V	47-63Hz	IP67	L180xW63xH36
	69196	100W	100-305V	47-63Hz	IP67	L199xW63xH36
	69197	150W	100-305V	47-63Hz	IP67	L219xW63xH36
	[1]for a perfect dimming, it is necessary that the power supply is saturated to 100%					
Power supply 48V DC, 1-10V and DALI	69096	55W	99-264V	50-60Hz	IP20	L129xW76xH30
Power supply 48V DC, 0-10V	69097	120W	90-305V	47-63Hz	IP67	L191xW63xH38
Class 2 power supply 24V DC ETL listed	Consult **B LIGHT North America** Lighting Group Network T: 212.775.6363 E: info@lightinggroupnetwork.com					

OPTIONAL ACCESSORIES

Housing box for concrete
Non available for system installation

69452 / 69460

code	description	dimensions mm
69452	housing box	L560xW70xD80
69453	housing box	L810xW70xD80
69454	housing box	L1060xW70xD80
69455	housing box	L1310xW70xD80
69456	housing box	L1560xW70xD80
69457	housing box	L1810xW70xD80
69458	housing box	L2060xW70xD80
69459	housing box	L2310xW70xD80
69460	housing box	L2560xW70xD80

*To choose the power supply, always add a spare 20% as safety margin.
See pag 511 for cable size and max wiring distance from power supply to last connected luminaire

residenza
99

SATIN RECESSED DIFFUSER

INSERTO MEDIUM 65 T

SPECIFICATIONS

base code	658
typology	Trimmed, linear recessed luminaire with symmetrical light distribution
mounting	In plasterboard using brackets (included) or in concrete using housing box (code from 69451 to 69460) to be saparately ordered as accessory
length	See next page for complete data
depth	65 mm / 2.6”
width	50 mm / 2”
required depth	80 mm / 3.1”
first fit requirement	Yes, housing box to be separately ordered if mounting in concrete
ceiling cut out	Plasterboard: 44 mm / 1.73” - Concrete: 70x80 mm / 2.76”x3.15”
ceiling thickness	From 13 to 25 mm MAX / from 0.5” to 1” MAX for plaster ceiling
construction	Extruded aluminum fixture. End caps in turning and milling aluminum. Diffuser in polycarbonate. Housing box in zinc-pladed iron
finishes	Anodized or powder coated when painted
ingress protection	IP40. North America dry location
lamp type	Linear LED array on printed circuit board. PCB L 250 mm / 9.8”. PCB increment 250 mm / 9.8” - 2500 mm / 98.4” max. Custom dimensions on request. Remote power supply not included
LED pitch	4,1 mm / 0.2” (480 LEDs per meter)
lamp wattage	From 3W to 100W at 48V DC. North America 24V DC
lamp lumens	PCB L 250: 825lm
delivered lumens	PCB L 250: 470lm (3000K CRI93, satin) - 655lm (3000K CRI93, microprismatic)
lumen maintenance	50.000h L90
beam	Diffused or microprismatic
kelvin	2700K CRI93, 3000K CRI93 and 4000K CRI93 / 3 step MacAdam ellipse
special features	Reverse polarity protection. Two wires dimming. Trimless profile that has a knife edge to the finished surface. Diffuse and completely homogenous light distribution across the entire surface.
dimming options	Push button, potentiometer, remote control, 1-10V, DALI, DMX, KNX. Dimming options depend on power supply and additional control units to be separately ordered as accessories
listings	CE, ETL listed for dry location





* weight based on 530 mm / 20.9”

INSERTO MEDIUM 65 T

ORDER CODE

BASE CODE

658

A1 . LENGTH

52	540 mm	20 W
53	790 mm	30 W
54	1040 mm	40 W
55	1290 mm	50 W
56	1540 mm	60 W
57	1790 mm	70 W
58	2040 mm	80 W
59	2290 mm	90 W
60	2540 mm	100 W

A . POWER SUPPLY

8	48V DC power supply NOT included
R	ETL listed 24V DC power supply NOT included

B . KELVIN

4	4000K CRI93
5	3000K CRI93
8	2700K CRI93

	BASE CODE	A1	A	B	C	D	
Example:	**658**	**52**	**8**	**5**	**A**	**6**	= **64652-85A6**

C . DIFFUSER

A	satin flush diffuser		**C**	satin recessed diffuser	
B	microprismatic flush diffuser		**D**	microprismatic recessed diffuser	

D . FINISHES

1	grey anodized	
6	white *RAL 9003*	

MOUNTING: TWO PROFILES IN ONE FIXTURE FOR EASY FUTURE RE-LAMPING

FIX PROFILE



WIRING



PRESS IN PLACE THE LED PROFILE

PRESS IN PLACE THE DIFFUSER

INSERTO MEDIUM 65 T

ACCESSORIES

REQUIRED ACCESSORIES - *NOT INCLUDED*

	code	output power	input voltage / frequency		IP	dimensions mm
Power supply 48V DC, ON/OFF*	69181	40W	90-305V	47-63Hz	IP54	L163xW43xH32
	69182	60W	90-305V	47-63Hz	IP54	L163xW43xH32
	69183	100W	90-264V	47-63Hz	IP20	L201xW70xH35
	69188	150W	90-305V	47-63Hz	IP67	L228xW68xH39
	69189	240W	90-305V	47-63Hz	IP67	L244xW68xH39
Power supply 48V DC, 1-10V[1]	69185	40W	90-305V	47-63Hz	IP67	L171xW62xH37
	69186	60W	90-305V	47-63Hz	IP67	L171xW62xH37
	69187	100W	90-305V	47-63Hz	IP67	L220xW68xH39
	69188	150W	90-305V	47-63Hz	IP67	L228xW68xH39
	69189	240W	90-305V	47-63Hz	IP67	L244xW68xH39
Power supply 48V DC, DALI[1]	69195	75W	100-305V	47-63Hz	IP67	L180xW63xH36
	69196	100W	100-305V	47-63Hz	IP67	L199xW63xH36
	69197	150W	100-305V	47-63Hz	IP67	L219xW63xH36
	[1] for a perfect dimming, it is necessary that the power supply is saturated to 100%					
Power supply 48V DC, 1-10V and DALI	69096	55W	99-264V	50-60Hz	IP20	L129xW76xH30
Power supply 48V DC, 0-10V	69097	120W	90-305V	47-63Hz	IP67	L191xW63xH38
Class 2 power supply 24V DC ETL listed	Consult **B LIGHT North America** Lighting Group Network T: 212.775.6363 E: info@lightinggroupnetwork.com					

OPTIONAL ACCESSORIES

Housing box for concrete
Non available for system installation

code	description	dimensions mm
69452	housing box	L560xW70xD80
69453	housing box	L810xW70xD80
69454	housing box	L1060xW70xD80
69455	housing box	L1310xW70xD80
69456	housing box	L1560xW70xD80
69457	housing box	L1810xW70xD80
69458	housing box	L2060xW70xD80
69459	housing box	L2310xW70xD80
69460	housing box	L2560xW70xD80

*To choose the power supply, always add a spare 20% as safety margin.
See pag 511 for cable size and max wiring distance from power supply to last connected luminaire

TRIMLESS

seamless integration with architecture

INSIDE 120 SQ2
INSIDE 120 SQ3

L 120x120 mm - H 165 mm
L 4.7"x 4.7" - H 6.5"
IP20 / IP44

INSIDE 80 SQ

L 80x80 mm - H 100 mm
L 3.2"x 3.2" - H 3.9"
IP40 / IP44

INSIDE 60 SQ

L 60x60 mm - H 100 mm
L 2.4"x 2.4" - H 3.9"
IP40
L 60x60 mm - H 105 mm
L 2.4"x 2.4" - H 4.1"
IP65

MUSHROOM SMALL PL

Ø 120 mm - H 35 mm
Ø 4.7" - H 1.4"
IP30

MUSHROOM MINI PL

Ø 100 mm - H 35 mm
Ø 3.9" - H 1.4"
IP30

PLUS

NEW

NICOLE WALLWASHER

Ø 100 mm - H 35 mm
Ø 3.9" - H 1.4"
IP30

PLUS

DOT IN LINE WALLWASHER

Ø 18 mm - H 42 mm
Ø 0.7" - H 1.7"
IP30

PLUS

NEW

NICOLE SYMMETRICAL

Ø 100 mm - H 35 mm
Ø 3.9" - H 1.4"
IP40 / IP65

PLUS

DOT IN LINE SYMMETRICAL

Ø 13 mm - H 42 mm
Ø 0.5" - H 1.7"
IP40 / IP65

PLUS

NEW

PLUS ONE WALLWASHER

Ø 18 mm - H 45 mm
Ø 0.7" - H 1.8"
IP30

PLUS

INSIDE 40 R WALLWASHER

Ø 39 mm - H 46 mm
Ø 1.5" - H 1.8"
IP30

PLUS

INSIDE 60 R WALLWASHER

Ø 60 mm - H 56 mm
Ø 2.4" - H 2.2"
IP40 / IP44 / IP66

PLUS

INSIDE 75 R WALLWASHER

Ø 75 mm - H 78 mm
Ø 3" - H 3.1"
IP30 / IP44 / IP66

PLUS

INSIDE 120 R WALLWASHER

Ø 120 mm - H 120 mm
Ø 4.7" - H 4.7"
IP20

PLUS

NEW

PLUS ONE SYMMETRICAL

Ø 13 mm - H 45 mm
Ø 0.5" - H 1.8"
IP40 / IP65

PLUS

NEW

INSIDE 40 R SYMMETRICAL

Ø 39 mm - H 31 mm
Ø 1.5" - H 1.2"
IP40 / IP65

PLUS

INSIDE 60 R SYMMETRICAL

Ø 60 mm - H 70 mm
Ø 2.4" - H 2.8"
IP40 / IP44 / IP66

PLUS

INSIDE 75 R SYMMETRICAL

Ø 75 mm - H 105 mm
Ø 3" - H 4.1"
IP30 / IP44 / IP66

PLUS

INSIDE 120 R SYMMETRICAL

Ø 120 mm - H 173 mm
Ø 4.7" - H 6.8"
IP20

PLUS

NEW

PLUS ONE SQ SYMMETRICAL

Ø 18 mm - H 45 mm
Ø 0.7" - H 1.8"
IP40 / IP65

PLUS

INSIDE 75 WW WALLWASHER

Ø 75 mm - H 86 mm
Ø 3" - H 3.4"
IP44



NICOLE NEW

PLUS

SPECIFICATIONS

base code	Two apertures: 64053 - Three apertures: 64054
typology	Trimless oval downlight with symmetrical or wallwasher light distribution
mounting	In wood, stone or composite material from above the ceiling using height adjustable brackets or in plasterboard from below the ceiling using mounting frame to be separately ordered
length	98 mm / 3.9”
width	38 mm / 1.15”
height	50 mm / 2”
required depth	60 mm / 2.36”
ceiling cut out	Millwork: 39x99 mm / 1.5”x3.9”. Plasterboard: 115x55 mm / 4.5”x2.1”
construction	Turning and milling aluminum. Lens: PMMA
finishes	Powder coated
ingress protection	IP30, IP40 or IP65
lamp type	LED array on printed circuit board. Remote power supply not included
lamp wattage	6W (two apertures) or 9W (three apertures) at 24V DC (Min / max operating voltage: 20V - 30V). North America 900 mA, 700 mA for red light
lamp lumens	290lm per aperture
delivered lumens	Symmetrical 220lm per aperture. Wallwasher 190lm per aperture
lumen maintenance	50.000h L85
beam	15°, 34°, 40° or wallwasher (downlight 25° and wallwasher)
kelvin	Red, 2700K CRI93, 3000K CRI93 and 4000K CRI93 / 3 step MacAdam ellipse
special features	Red light for night navigation. Protection against wrong connections. Two wires dimming. Designed to deliver glare free homogeneous light. The wallwasher offers longitudinal cut-off and delivers homogeneous light from the upper edge of the wall to the floor with no visible dark zones
dimming options	Push button, potentiometer, 0-10V, DALI, DMX, KNX Dimming options depend on power supply and additional control units to be separately ordered as accessories
listings	CE, ETL listed for wet location

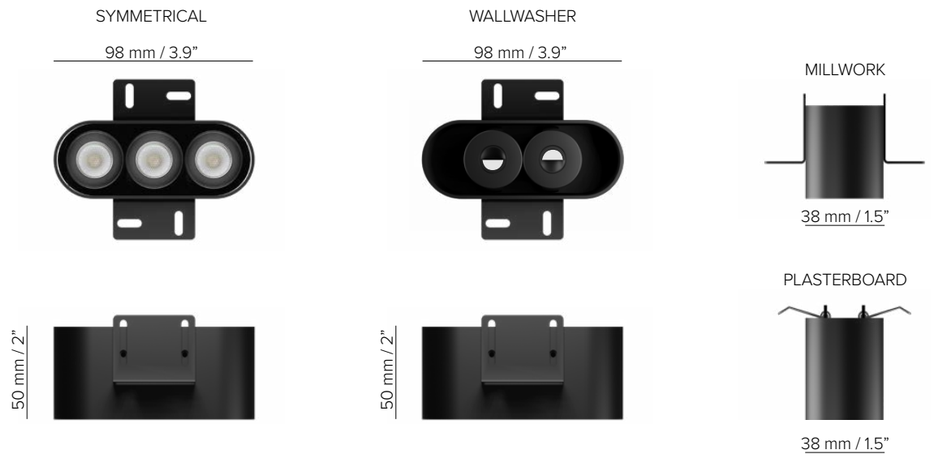

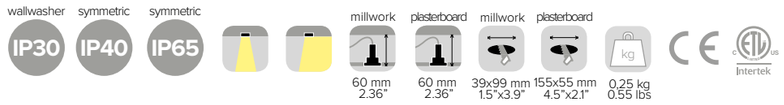

NICOLE

INSTALLATION GUIDE FOR WALLWASHER

FOR A GOOD UNIFORMITY OF LIGHT ON THE WALL, FOLLOW THESE RULES:

1

The **distance from the wall D** shall be minimum H/5 and maximum H / 3

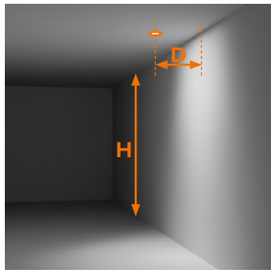

2

The **spacing between luminaires S** shall be minimum the distance **D** from the wall and maximum twice the distance **D x 2** from the wall



NICOLE
3W, 190lm delivered

H 2 m 6' 6"	D_{MIN} 0,4 m 1' 4"	S_{MIN}	0,4 m 1' 4"
		S_{MAX}	0,8 m 2' 7"
	D_{MAX} 0,7 m 2' 2"	S_{MIN}	0,7 m 2' 2"
		S_{MAX}	1,3 m 4' 3"



20lx 50lx 100lx 200lx

MAKE YOUR SPACES LOOK BIGGER

VERTICAL SURFACES ARE PERFECTLY LIT FROM THE UPPER EDGES

C black wallwasher two apertures towards **same wall**



D black wallwasher two apertures towards **opposite walls**

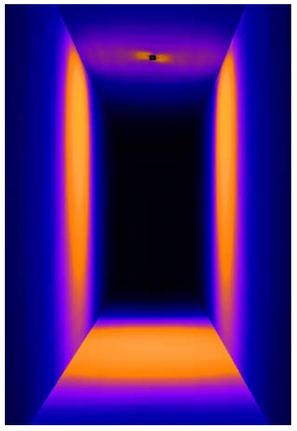

E black wallwasher three apertures towards **three walls**



NICOLE

ORDER CODE

BASE CODE

64053 Two apertures

64054 Three apertures

A . POWER SUPPLY

2 24V DC (20V - 30V) power supply NOT included

U listed 700/900 mA power supply NOT included

B . KELVIN

4 4000K CRI93

5 3000K CRI93

8 2700K CRI93

R Red *AVAILABLE FOR CODE 64053 ONLY*

C . BEAM

2 spot 15°

4 flood 34°

5 wide flood 40°

C black wallwasher two apertures towards **same wall** [1]

D black wallwasher two apertures towards **opposite walls** [1]

E black wallwasher three apertures towards **three walls**

	BASE CODE	A	B	C	D	E	F	
Example:	**64053**	**2**	**5**	**2**	**2**	**B**	**A**	= **64053-2522BA**

D . FINISHES

2 black *RAL 9005*

6 white *RAL 9003*

E . INGRESS PROTECTION

wallwasher

A IP30

symmetrical

B IP40

C IP65

F . INSTALLATION

A millwork

B plasterboard

Symmetrical REFLECTOR (36°)

NICOLE

MOUNTING

MILLWORK

1 **CEILING CUT OUT**
Make the cut out on the ceiling
(READ INSTALLATION INSTRUCTIONS)

2 **LUMINAIRE MOUNTED FROM ABOVE THE CEILING**
Using brackets

3 **MAINTENANCE**
Remove luminaire from above the ceiling

PLASTERBOARD

1 **MOUNTING FRAME CODE 69557**
Fixed from below
(READ INSTALLATION INSTRUCTIONS)



2 **LUMINAIRE MOUNTED FROM BELOW THE CEILING**
Using springs

3 **MAINTENANCE**
Remove luminaire by pulling the M3 screws

ACCESSORIES

REQUIRED ACCESSORIES - *NOT INCLUDED*

69557



	code	description	dimensions mm
	69557	mounting frame for plasterboard	L150xW90xH51

	code	output power	input voltage	frequency	IP	dimensions mm	through frame
Power supply 24V DC*, ON/OFF	69041	18W	198-264V	50-60Hz	IP20	L124xW42xH30	NO
	69054	60W	90-305V	47-63Hz	IP67	L162xW43xH32	NO
	69052	100W	90-264V	50-60Hz	IP20	L200xW69xH35	NO
Power supply 24V DC*, DALI	69204	20W	99-264V	50-60Hz	IP20	L103xW67xH21	NO
Power supply 24V DC*, 1-10V	69212	20W	99-264V	50-60Hz	IP20	L103xW67xH21	NO

Class 2 power supply 700/900 mA
listed

Consult **B LIGHT North America**
Lighting Group Network
T: 212.775.6363
E: info@lightinggroupnetwork.com

*To choose the power supply, always add a spare 20% as safety margin.
See pag 511 for cable size and max wiring distance from power supply to last connected luminaire

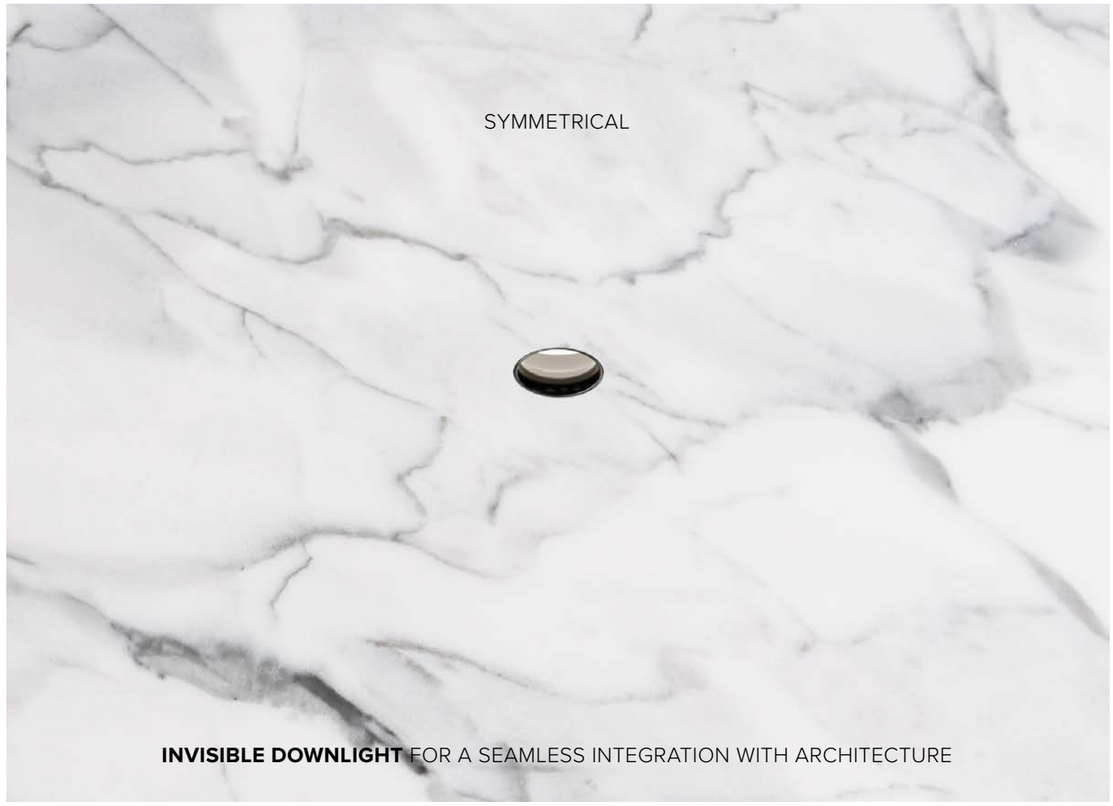

DOT IN LINE

SPECIFICATIONS

base code	64056
typology	Invisible dot hiding a powerful minimal glare downlight with symmetrical or wallwasher light distribution
mounting	In wood, stone or composite material from above the ceiling using height adjustable brackets for ceiling thickness from 3 mm / 0.1” to 21 mm / 0.8”
length	73 mm / 2.9”
width	35 mm / 1.4”
height	4W: 37 mm / 1.5”. 7W: 42 mm / 1.7”
required depth	50 mm / 2”
cealing cut out	Read the installation manual
construction	Fixture and flange: turning and milling aluminum. Lens: PMMA. Cap: polycarbonate
finishes	Heat sink anodized
ingress protection	Wallwasher: IP30. North America dry location Symmetrical: IP40 or IP65. North America damp or wet location
lamp type	LED array on printed circuit board. Remote power supply not included
lamp wattage	4W or 7W at 24V DC. For Yacht operating voltage 20V-30V. 3W at 200mA or 6W at 350mA. North America: 3W at 200mA or 6W at 350mA
lamp lumens	4W: 330lm - 7W: 660lm
delivered lumens	4W: 135lm - 7W: 230lm. Wallwasher 4W: 220lm - 7W: 340lm
lumen maintenance	50.000h L90
beam	20°, 40° or wallwasher (downlight 25° and wallwasher)
kelvin	2200K CRI90, 2700K CRI93, 3000K CRI93 or 4000K CRI93 / 3 step MacAdam ellipse
special features	Protection against wrong connections. Two wires dimming. The wallwasher offers longitudinal cut-off and delivers homogeneous light from the upper edge of the wall to the floor with no visible dark zones
dimming options	Push button, potentiometer, 0-10V, DALI, DMX, KNX. Dimming options depend on power supply and additional control units to be separately ordered as accessories
standards	CE, ETL listed for wet location

VISIBLE APERTURE

SYMMETRICAL

Ø 13 mm / 0.5”

WALLWASHER

Ø 18 mm / 0.7”

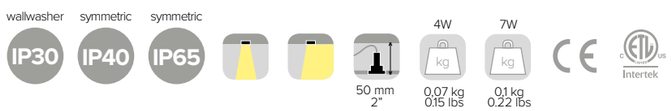

DOT IN LINE

ORDER CODE

BASE CODE

64056

A . POWER SUPPLY

2 24V DC (20V - 30V) power supply NOT included



U listed 200/350 mA power supply NOT included

B . KELVIN

4 4000K CRI93

5 3000K CRI93

8 2700K CRI93

D 2200K CRI90

C . BEAM

2 spot 20°

5 flood 40°

C black wallwasher

	BASE CODE	A	B	C	D	E	F	
Example:	**64056**	**2**	**5**	**5**	**2**	**B**	**A**	= **64056-2552BA**

D . FINISHES

		symmetrical	*wallwasher*
2	black		
6	white [1] *RAL 9003*	NO	

[1] *WALLWASHER BEAM ONLY*

E . INGRESS PROTECTION

wallwasher

A IP30

symmetrical

B IP40

C IP65

F . OUTPUT

A 4W (24V DC) 3W (200 mA)

B 7W (24V DC) 6W (350 mA)

ACCESSORIES

REQUIRED ACCESSORIES - *NOT INCLUDED*

	code	output power	input voltage	frequency	IP	dimensions mm	through cut out
Power supply 24V DC*, ON/OFF max No. fixtures	69041	18W / max 2	198-264V	50-60Hz	IP20	L124xW42xH30	NO
	69054	60W / max 8	90-305V	47-63Hz	IP67	L162xW43xH32	NO
Power supply 24V DC*, DALI max No. fixtures	69204	20W / max 2	99-264V	50-60Hz	IP20	L103xW67xH21	NO
Power supply 24V DC*, 1-10V max No. fixtures	69212	20W / max 2	99-264V	50-60Hz	IP20	L103xW67xH21	NO

Class 2 power supply 200 mA 350 mA listed

Consult **B LIGHT North America**
Lighting Group Network
T: 212.775.6363
E: info@lightinggroupnetwork.com

MOUNTING

1 **LUMINAIRE MOUNTED FROM ABOVE THE CEILING**
Using brackets

2 **MAINTENANCE**
Remove luminaire from above the ceiling

DOT IN LINE

INSTALLATION GUIDE FOR WALLWASHER

FOR A GOOD UNIFORMITY OF LIGHT ON THE WALL, FOLLOW THESE RULES:

1

The **distance from the wall D** shall be minimum H / 5 and maximum H / 3

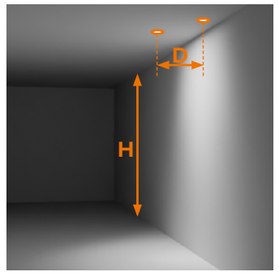

2

The **spacing between luminaires S** shall be minimum the distance **D** from the wall and maximum twice the distance **D x 2** from the wall

DOT IN LINE
4W, 220lm delivered

H 2 m 6' 6"	D_{MIN} 0,4 m 1' 4"	S_{MIN}	0,4 m 1' 4"
		S_{MAX}	0,8 m 2' 7"
	D_{MAX} 0,7 m 2' 2"	S_{MIN}	0,7 m 2' 2"
		S_{MAX}	1,3 m 4' 3"



20lx | 50lx | 100lx | 200lx

DOT 45
4W, 220lm delivered

SEE PAGE 429

WALLWASHER OPTIONS

FOR DIFFERENT CEILING HEIGHTS

INSIDE 120 R
30W, 2440lm delivered

SEE PAGE 393

ATRIA X3 R
30W, 2440lm delivered

SEE PAGE 465

WALLWASHER OPTIONS

INSIDE 120 R
23W, 2025lm delivered

SEE PAGE 393

ATRIA X3 R
23W, 2025lm delivered

SEE PAGE 465



INSIDE 75 R
10W, 790lm delivered

SEE PAGE 379

ATRIA XS R
10W, 790lm delivered

SEE PAGE 443

INSIDE 60 R
6W, 570lm delivered

SEE PAGE 373

ATRIA 60 P
6W, 570lm delivered

SEE PAGE 437

DOT 30
1,5W, 40lm delivered

SEE PAGE 133

20lx | 50lx | 100lx | 200lx

Since every project is different, use this installation guide as a starting point for your lighting design.
To further test the desired effect on your project, use the **photometric files** available on B LIGHT's website.

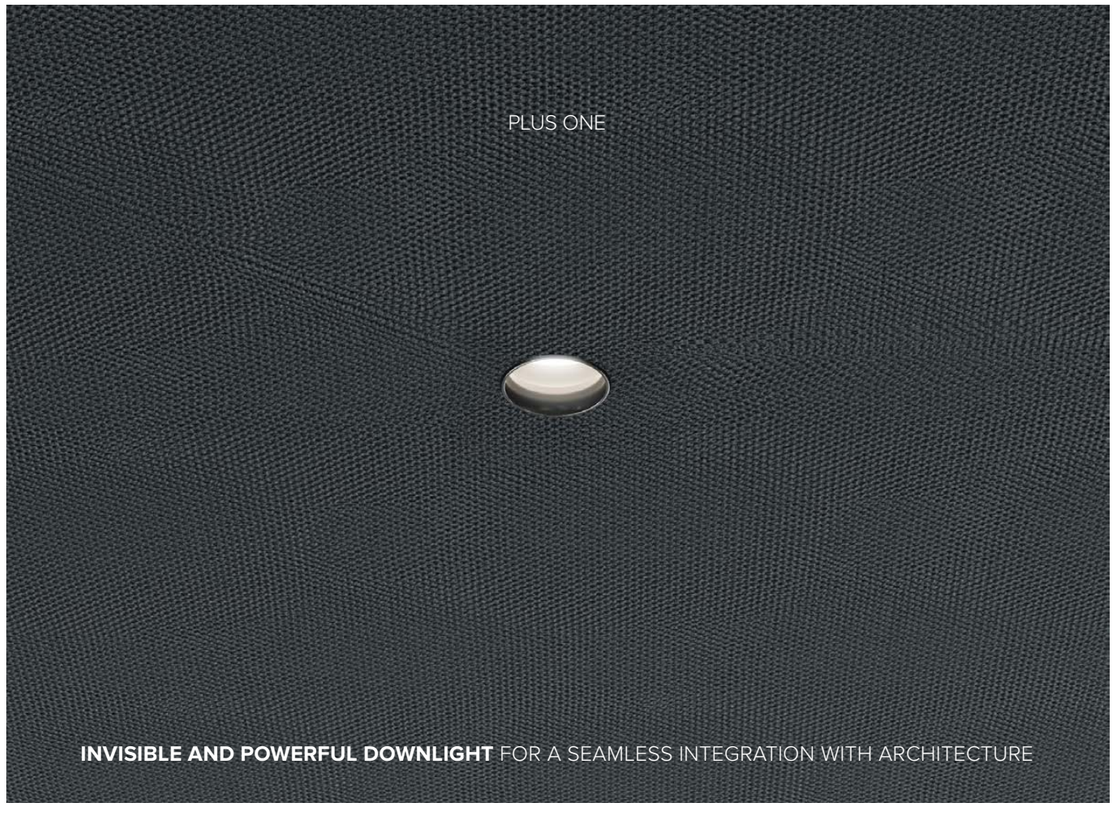

PLUS ONE / PLUS ONE SQ NEW

PLUS

SPECIFICATIONS

base code	PLUS ONE: 64069 - PLUS ONE SQ: 64070
typology	Invisible dot hiding a powerful minimal glare downlight with symmetrical or wallwasher light distribution
mounting	In wood or composite material from above the ceiling using height adjustable brackets or in plasterboard from below the ceiling using mounting frame to be separately ordered
width	100 mm / 3.9”
height	Millwork: 45 mm / 1.8”. Plasterboard: 39 mm / 1.5”
required depth	Millwork: 50 mm / 2”. Plasterboard: 45 mm / 1.8”
cealing cut out	Platerboard: 110x110 mm / 4.3x4.3”. Millwork read the installation manual
construction	Fixture and flange: turning and milling aluminum. Lens: PMMA. Cap: polycarbonate
finishes	Heat sink anodized
ingress protection	Wallwasher: IP30. North America dry location Symmetrical: IP40 or IP65. North America damp or wet location
lamp type	LED array on printed circuit board. Remote power supply not included
lamp wattage	10W at 24V DC. For Yacht operating voltage 20V-30V. North America **Type Non-IC**: 9.5W at 1050mA (symmetrical), 8W at 900mA (wallwasher), 6.5W at 700mA (wallwasher 2200K). Vf 9V DC North America **Type IC**: 8W at 900mA (symmetrical), 7W at 800mA (wallwasher), 6.5W at 700mA (wallwasher 2200K). Vf 9V DC
lamp lumens	Symmetrical: 1015lm. Wallwasher: 700lm
delivered lumens	Symmetrical: 549lm (20°) - 590lm (40°). Wallwasher: 444lm
lumen maintenance	50.000h L90
beam	PLUS ONE: 20°, 40° or wallwasher (downlight 25° and wallwasher) PLUS ONE SQ: 20°, 40°
kelvin	2200K CRI90, 2700K CRI93, 3000K CRI93 or 4000K CRI93 / 3 step MacAdam ellipse
special features	Protection against wrong connections. Two wires dimming. The wallwasher offers longitudinal cut-off and delivers homogeneous light from the upper edge of the wall to the floor with no visible dark zones
dimming options	Push button, potentiometer, 0-10V, DALI, DMX, KNX. Dimming options depend on power supply and additional control units to be separately ordered as accessories
standards	CE, ETL listed for wet location

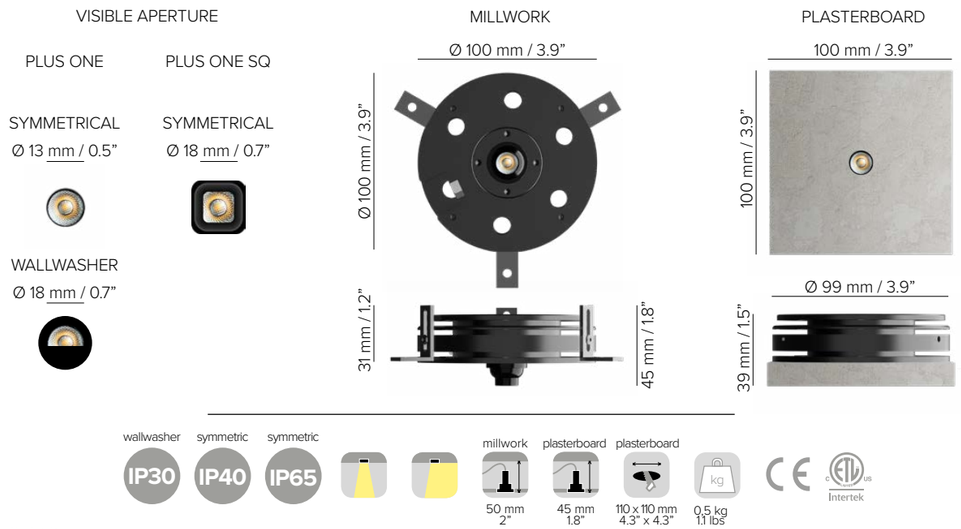



PLUS ONE

ORDER CODE

BASE CODE

64069

A . POWER SUPPLY

2 24V DC (20V - 30V) FOR YACHT ONLY power supply NOT included



9 24V DC power supply NOT included

U listed 700/900/1050mA power supply NOT included

B . KELVIN

4 4000K CRI93

5 3000K CRI93

8 2700K CRI93

D 2200K CRI90

C . BEAM

2 spot 20°

5 flood 40°

C black wallwasher

Example:

BASE CODE	A	B	C	D	E	F	
64069	**2**	**5**	**5**	**2**	**B**	**A**	= **64069-2552BA**

D . FINISHES

		symmetrical	*wallwasher*
2	black		
6	white [1] *RAL 9003*	NO	

[1] *WALLWASHER BEAM ONLY*

E . INGRESS PROTECTION

wallwasher

A IP30

symmetrical

B IP40

C IP65

F . INSTALLATION

A millwork

B plasterboard

PLUS ONE SQ

ORDER CODE

BASE CODE

64070

A . POWER SUPPLY

2 24V DC (20V - 30V) FOR YACHT ONLY power supply NOT included



9 24V DC power supply NOT included

U listed 700/900/1050mA power supply NOT included

B . KELVIN

4 4000K CRI93

5 3000K CRI93

8 2700K CRI93

D 2200K CRI90

C . BEAM

2 spot 20°

5 flood 40°

Example:

BASE CODE	A	B	C	D	E	F	
64070	**2**	**5**	**5**	**2**	**B**	**A**	= **64069-2552BA**

D . FINISHES

2 black *RAL 9005*

6 white *RAL 9003*

E . INGRESS PROTECTION

B IP40

C IP65

F . INSTALLATION

A millwork

B plasterboard

PLUS ONE

INSTALLATION GUIDE FOR WALLWASHER

FOR A GOOD UNIFORMITY OF LIGHT ON THE WALL, FOLLOW THESE RULES:

1

The **distance from the wall D** shall be minimum H / 5 and maximum H / 3

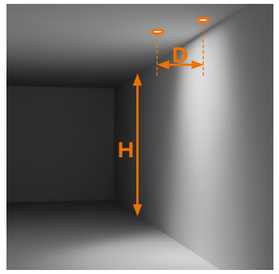

2

The **spacing between luminaires S** shall be minimum the distance **D** from the wall and maximum twice the distance **D x 2** from the wall

PLUS ONE
10W, 500lm delivered

H 2,5 m 8' 2"	D_{MIN} 0,5 m 1' 7"	S_{MIN}	0,5 m 1' 7"
		S_{MAX}	1 m 3' 3"
	D_{MAX} 0,8 m 2' 7"	S_{MIN}	0,8 m 2' 7"
		S_{MAX}	1,6 m 5' 3"



20lx | 50lx | 100lx | 200lx

WALLWASHER OPTIONS

FOR DIFFERENT CEILING HEIGHTS

INSIDE 120 R
23W, 2025lm delivered

SEE PAGE 393

ATRIA X3 R
23W, 2025lm delivered

SEE PAGE 465



WALLWASHER OPTIONS

INSIDE 75 R
10W, 790lm delivered

SEE PAGE 379

ATRIA XS R
10W, 790lm delivered

SEE PAGE 443

INSIDE 60 R
6W, 570lm delivered

SEE PAGE 373

ATRIA 60 P
6W, 570lm delivered

SEE PAGE 437



INSIDE 40 R
4W, 220lm delivered

SEE PAGE 365

DOT 45
4W, 220lm delivered

SEE PAGE 429



DOT 30
1,5W, 40lm delivered

SEE PAGE 423

20lx | 50lx | 100lx | 200lx

Since every project is different, use this installation guide as a starting point for your lighting design.
To further test the desired effect on your project, use the **photometric files** available on B LIGHT's website.

WALLWASHER BEAM (DOWNLIGHT 25° AND WALLWASHER) AND 40° BEAM

PLUS ONE / PLUS ONE SQ

MOUNTING

MILLWORK

1 **CEILING CUT OUT**
Make the cut out on the ceiling
(READ INSTALLATION INSTRUCTIONS)

2 **LUMINAIRE MOUNTED FROM ABOVE THE CEILING**
Using brackets

3 **MAINTENANCE**
Remove luminaire from above the ceiling

PLASTERBOARD

1 **LUMINAIRE MOUNTED FROM BELOW THE CEILING USING MOUNTING FRAME CODE 69558**
Install the mountng frame from below. Insert the luminaire and secure it using the four screws
(READ INSTALLATION INSTRUCTIONS)



2 **PLASTER, SAND AND PAINT**



3 **MAINTENANCE**
Cut the plaster and remove the luminaire by unscrew the screws

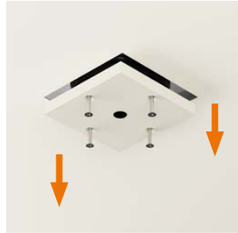

ACCESSORIES

REQUIRED ACCESSORIES - *NOT INCLUDED*

69558

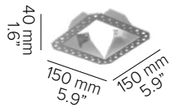

	code	description	dimensions mm
	69558	mounting frame for plasterboard	L150xW150xH40

	code	output power	input voltage	frequency	IP	dimensions mm	through cut out
Power supply 24V DC, ON/OFF*	69041	18W	198-264V	50-60Hz	IP20	L124xW42xH30	NO
	69054	60W	90-305V	50-60Hz	IP67	L160xW40xH32	NO
	69052	100W	90-264V	50-60Hz	IP20	L200xW69xH35	NO
Power supply 24V DC, 1-10V[1]	69062	60W	90-305V	50-60Hz	IP67	L171xW62xH37	NO
	69063	100W	90-305V	50-60Hz	IP67	L220xW68xH39	NO

[1] for a perfect dimming, it is necessary that the power supply is saturated to 100%

Class 2 power supply 24V DC
ETL listed

Consult **B LIGHT North America**
Lighting Group Network
T: 212.775.6363
E: info@lightinggroupnetwork.com

*To choose the power supply, always add a spare 20% as safety margin.
See pag 511 for cable size and max wiring distance from power supply to last connected luminaire

FIXED

ADJUSTABLE

WALLWASHER

INSIDE 40 R / INSIDE 40 AD

NEW

PLUS

LUMINAIRES FOR TOTALLY GLARE FREE ZONES

SPECIFICATIONS

base code	INSIDE 40 R fixed or wallwasher: 64159 - AD adjustable: 64165
typology	Glare free compact trimless downlight with symmetrical or wallwasher light distribution
mounting	In plasterboard using mounting frame to be installed from below the ceiling and separately ordered. In wood or composite material using mounting frame to be installed from above the ceiling and separately ordered
diameter	39 mm / 1.5”
height	Fixed: 41 mm / 1.6” (4W) - 46 mm / 1.8” (7W) Wallwasher: 26 mm / 1” (4W) - 31 mm / 1.2” (7W) Adjustable: 55 mm / 2.2” (4W) - 60 mm / 2.4” (7W)
required depth	Fixed: 50 mm / 2”. Wallwasher: 35 mm / 1.4”. Adjustable: 65 mm / 2.6”
first fit requirement	Mounting frame for plasterboard (code 69537). Mounting frame for wood or composite materials (code 69375)
ceiling cut out	Plasterboard: 55 mm / 2.17”. Millwork read the installation manual
construction	Fixture and mounting frame: turning and milling aluminum. Lens: PMMA. IP65 model: protective glass in PMMA complete with silicone gasket
finishes	Powder coated. Heat sink anodized
ingress protection	Fixed and adjustable: IP40 or IP65. North America damp or wet location. Wallwasher: IP30. North America dry location
lamp type	LED array on printed circuit board. Remote power supply not included
lamp wattage	4W or 7W at 24V DC. For Yacht operating voltage 20V-30V. 3W at 200mA or 6W at 350mA. North America: 3W at 200mA or 6W at 350mA
lamp lumens	4W: 330lm - 7W: 660lm
delivered lumens	4W: 135lm - 7W: 230lm. Wallwasher 4W: 220lm - 7W: 340lm
lumen maintenance	50.000h L90
beam	16°, 36°, 55°, 15°x45° or wallwasher (downlight 25° and wallwasher). Inclination angle adjustable up to 25°
kelvin	2200K CRI90, 2700K CRI93, 3000K CRI93 or 4000K CRI93 / 3 step MacAdam
special features	Protection against wrong connections. Two wires dimming. Designed to deliver glare free homogeneous light. The wallwasher offers longitudinal cut-off and delivers homogeneous light from the upper edge of the wall to the floor with no visible dark zones
dimming options	Push button, potentiometer, 0-10V, DALI, DMX, KNX. Dimming options depend on power supply and additional control units to be separately ordered as accessories
standards	CE, ETL listed for wet location

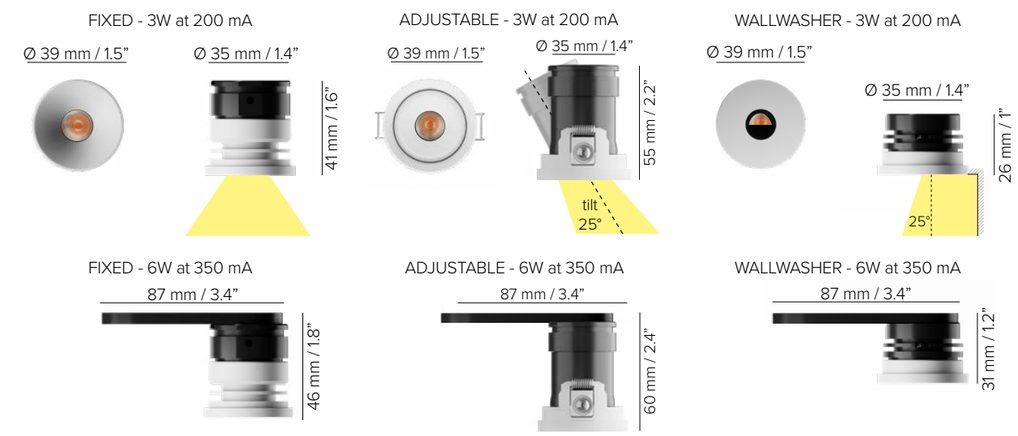

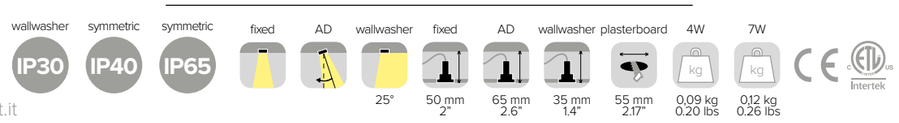

INSIDE 40 R

INSTALLATION GUIDE FOR WALLWASHER

FOR A GOOD UNIFORMITY OF LIGHT ON THE WALL, FOLLOW THESE RULES:

1

The **distance from the wall D** shall be minimum H / 5 and maximum H / 3

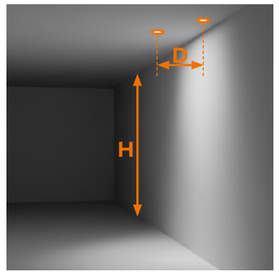

2

The **spacing between luminaires S** shall be minimum the distance **D** from the wall and maximum twice the distance **D x 2** from the wall

INSIDE 40 R
4W, 220lm delivered

H 2 m 6' 6"	D_{MIN} 0,4 m 1' 4"	S_{MIN}	0,4 m 1' 4"
		S_{MAX}	0,8 m 2' 7"
	D_{MAX} 0,7 m 2' 2"	S_{MIN}	0,7 m 2' 2"
		S_{MAX}	1,3 m 4' 3"



20lx | 50lx | 100lx | 200lx

DOT 45
4W, 220lm delivered

SEE PAGE 429

WALLWASHER OPTIONS

FOR DIFFERENT CEILING HEIGHTS

INSIDE 120 R
30W, 2440lm delivered

SEE PAGE 393

ATRIA X3 R
30W, 2440lm delivered

SEE PAGE 465

WALLWASHER OPTIONS

INSIDE 120 R
23W, 2025lm delivered

SEE PAGE 393

ATRIA X3 R
23W, 2025lm delivered

SEE PAGE 465



INSIDE 75 R
10W, 790lm delivered

SEE PAGE 379

ATRIA XS R
10W, 790lm delivered

SEE PAGE 443

INSIDE 60 R
6W, 570lm delivered

SEE PAGE 373

ATRIA 60 P
6W, 570lm delivered

SEE PAGE 437

DOT 30
1,5W, 40lm delivered

SEE PAGE 133

20lx | 50lx | 100lx | 200lx

Since every project is different, use this installation guide as a starting point for your lighting design.
To further test the desired effect on your project, use the **photometric files** available on B LIGHT's website.

INSIDE 40 AD

ORDER CODE

BASE CODE

64165

A . POWER SUPPLY

2 24V DC (20V - 30V) power supply NOT included



U ETL listed 200/350 mA power supply NOT included

L 200/350 mA power supply NOT included

B . KELVIN

4 4000K CRI93

5 3000K CRI93

8 2700K CRI93

D 2200K CRI90

C . BEAM

2 spot 16°

4 flood 36°

5 wide flood 55°

8 oval flood 15° x 45°

	BASE CODE	A	B	C	D	E	F	
Example:	64165	2	5	5	2	B	A	= 64165-2552BA

D . FINISHES

2 black *RAL 9005*

6 white *RAL 9003*

E . INGRESS PROTECTION

B IP40

C IP65

F . OUTPUT

A 4W (24V DC) 3W (200 mA)

B 7W (24V DC) 6W (350 mA)

ACCESSORIES

REQUIRED ACCESSORIES - *NOT INCLUDED*

69375 69537 69594



code	description	dimensions mm
69375	height adjustable mounting frame from 5 to 22 mm / 0.2" to 0.9" for millwork (mounting from above the ceiling)	Ø70xH20
69537	mounting frame for plasterboard (mounting from below the ceiling)	Ø40xH13
69594	suction cup for wallwasher	Ø30xH45

*To choose the power supply, always add a spare 20% as safety margin.

See pag 511 for cable size and max wiring distance from power supply to last connected luminaire

INSIDE 40 R

ORDER CODE

BASE CODE

64159

A . POWER SUPPLY

2 24V DC (20V - 30V) power supply NOT included



U ETL listed 200/350 mA power supply NOT included

L 200/350 mA power supply NOT included

B . KELVIN

4 4000K CRI93

5 3000K CRI93

8 2700K CRI93

D 2200K CRI90

C . BEAM

2 spot 16°

4 flood 36°

5 wide flood 55°

8 oval flood 15° x 45°

I spot 16° *tilted by 20°*

C black wallwasher

	BASE CODE	A	B	C	D	E	F	
Example:	64159	2	5	5	2	A	A	= 64159-2552AA

D . FINISHES

2 black *RAL 9005*

6 white *RAL 9003*

E . INGRESS PROTECTION

wallwasher

A IP30

symmetrical

B IP40

C IP65

F . OUTPUT

A 4W (24V DC) 3W (200 mA)

B 7W (24V DC) 6W (350 mA)

2200K WALLWASHER NOT AVAILABLE

ACCESSORIES

REQUIRED ACCESSORIES - *NOT INCLUDED*

	code	output power	input voltage	frequency	IP	dimensions mm	through frame
Power supply 24V DC*, ON/OFF max No. fixtures	69041	18W / max 2	198-264V	50-60Hz	IP20	L124xW42xH30	NO
	69054	60W / max 8	90-305V	47-63Hz	IP67	L162xW43xH32	NO
Power supply 24V DC*, DALI max No. fixtures	69204	20W / max 2	99-264V	50-60Hz	IP20	L103xW67xH21	NO
Power supply 24V DC*, 1-10V max No. fixtures	69212	20W / max 2	99-264V	50-60Hz	IP20	L103xW67xH21	NO
Power supply 200 mA max No. fixtures	69121	ON/OFF, 8W / max 2	90-264V	50-60Hz	IP20	L115xW34XH19	NO
	69122	1-10V, 10W / max 3	99-264V	50-60Hz	IP20	L111xW52XH22	NO
	69123	DALI, 10W / max 3	198-264V	50-60Hz	IP20	L147xW44xH22	NO
Power supply 350 mA max No. fixtures	69086	ON/OFF, 15W / max 2	90-264V	50-60Hz	IP20	L115xW34XH19	NO
	69090	1-10V, 18W / max 2	99-264V	50-60Hz	IP20	L120xW52XH22	NO
	69079	DALI, 17W / max 3	110-240V	50-60Hz	IP20	L120xW52xH22	NO

Class 2 power supply
200 mA
350 mA
ETL listed

Consult **B LIGHT North America**
Lighting Group Network
T: 212.775.6363
E: info@lightinggroupnetwork.com

INSIDE 40 R / INSIDE 40 AD

MOUNTING

MILLWORK

1 **MOUNTING FRAME**
CODE 69375
Installed from below
(READ INSTALLATION INSTRUCTIONS)



2 **LUMINAIRE MOUNTED FROM BELOW THE CEILING**
Using springs

3 **MAINTENANCE SYMMETRICAL**
Remove luminaire by pulling the hex key

MAINTENANCE WALLWASHER
Remove luminaire by pulling the suction cup



PLASTERBOARD

1 **MOUNTING FRAME**
CODE 69537
Fasten from the back side
(READ INSTALLATION INSTRUCTIONS)

2 **LUMINAIRE MOUNTED FROM BELOW THE CEILING**
Using springs

3 **MAINTENANCE SYMMETRICAL**
Remove luminaire by pulling the hex key

MAINTENANCE WALLWASHER
Remove luminaire by pulling the suction cup



INSIDE 60 R

LUMINAIRES FOR TOTALLY GLARE FREE ZONES

SPECIFICATIONS

base code	64142
typology	Compact glare free trimless downlight with symmetrical or wallwasher light distribution
mounting	In plasterboard or millwork using mounting frame to be separately ordered
diameter	60 mm / 2.4”
height	Symmetrical: 70 mm / 2.8”. Wallwasher: 56 mm / 2.2”
required depth	Symmetrical: 85 mm / 3.3”. Wallwasher: 70 mm / 2.8”
first fit requirement	Yes, separate mounting frame. Mounting frame for plasterboard 13 mm / 0.5” (code 69371). Height adjustable mounting frame for plasterboard (code 69376). Mounting frame for plasterboard US market (code 69540). Mounting frame for millwork (code 69387)
ceiling cut out	Plasterboard: 65 mm / 2.56” (US Market: 75 mm / 2.95”). Millwork: 60 mm / 2.4”
construction	Fixture and mounting frame: turning and milling aluminum. Reflector: polycarbonate. Protective glass in PMMA or softening glass complete with silicone gasket
finishes	Powder coated. Heat sink anodized
ingress protection	IP30, IP44 or IP66. North America dry, damp or wet location
lamp type	COB. Remote power supply not included
lamp wattage	6W at 350 mA. **Vf 17,8V DC**. Tunable white: maximum wattage 6W (CH1 + CH2 max 6W, one channel max 6W)
lamp lumens	780lm
delivered lumens	IP30: 675lm (50°) - 700lm (70°) - 570lm (wallwasher) IP44 / IP66: 610lm (50°) - 630lm (70°) - 510lm (wallwasher)
lumen maintenance	50.000h L90
beam	50°, 70° or wallwasher (downlight 25° and wallwasher)
kelvin	2700K CRI93, 3000K CRI93, 4000K CRI93 / 3 step MacAdam ellipse or Tunable white (1800K - 4000K) CRI93
special features	Safe wiring. Two wires dimming. Designed to deliver glare free homogeneous light. UGR<19 (50°), UGR<25 (70°). The wallwasher offers longitudinal cut-off and delivers homogeneous light from the upper edge of the wall to the floor with no visible dark zones
dimming options	Push button, potentiometer, 0-10V, DALI, DMX, KNX. Dimming options depend on power supply and additional control units to be separately ordered as accessories
listings	CE, ETL listed for wet location

SYMMETRICAL



WALLWASHER

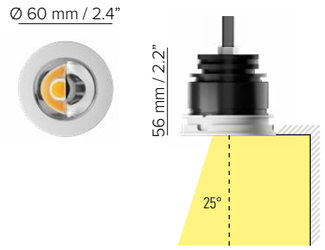

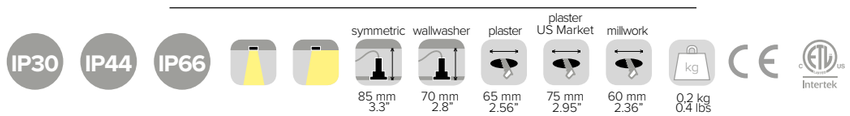

INSIDE 60 R

INSTALLATION GUIDE FOR WALLWASHER

FOR A GOOD UNIFORMITY OF LIGHT ON THE WALL, FOLLOW THESE RULES:

1

The **distance from the wall D** shall be minimum H / 5 and maximum H / 3

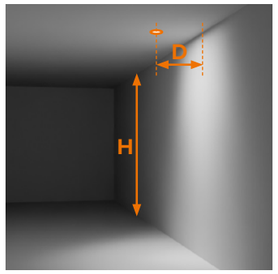

2

The **spacing between luminaires S** shall be minimum the distance **D** from the wall and maximum twice the distance **D x 2** from the wall

INSIDE 60 R
6W, 570lm delivered

H 2,5 m 8' 2"	D_{MIN} 0,5 m 1' 7"	S_{MIN}	0,5 m 1' 7"
		S_{MAX}	1 m 3' 3"
	D_{MAX} 0,8 m 2' 7"	S_{MIN}	0,8 m 2' 7"
		S_{MAX}	1,6 m 5' 3"

ATRIA 60 P
6W, 570lm delivered

SEE PAGE 437

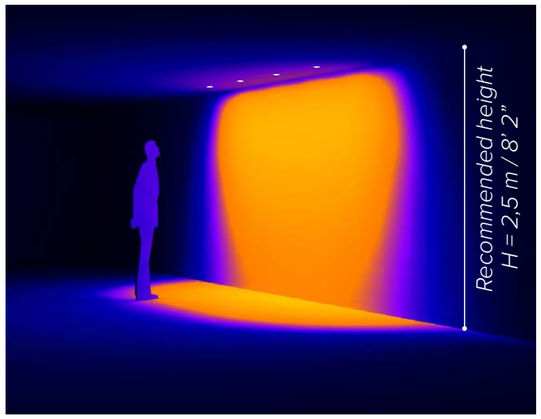

20lx 50lx 100lx 200lx

WALLWASHER BEAM *(see "ORDER CODE" next page)*

A chrome wallwasher

B white wallwasher

C black wallwasher

WALLWASHER OPTIONS

FOR DIFFERENT CEILING HEIGHTS

INSIDE 120 R
30W, 2440lm delivered

SEE PAGE 393

ATRIA X3 R
30W, 2440lm delivered

SEE PAGE 465

INSIDE 120 R
23W, 2025lm delivered

SEE PAGE 393

ATRIA X3 R
23W, 2025lm delivered

SEE PAGE 465

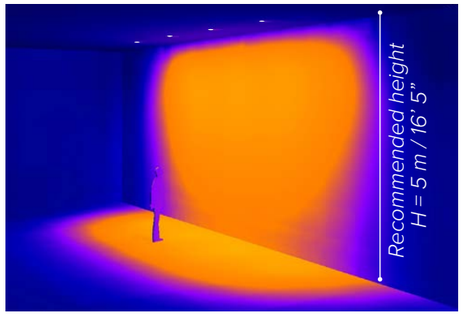

INSIDE 75 R
10W, 790lm delivered

SEE PAGE 379

ATRIA XS R
10W, 790lm delivered

SEE PAGE 473

INSIDE 40 R
4W, 220lm delivered

SEE PAGE 365

DOT 45
4W, 220lm delivered

SEE PAGE 429



20lx 50lx 100lx 200lx

Since every project is different, use this installation guide as a starting point for your lighting design.
To further test the desired effect on your project, use the **photometric files** available on B LIGHT's website.

EXCELLENT VERTICAL UNIFORMITY:
LIGHT IS CONVEYED PRECISELY TOWARDS THE WALL
FROM THE UPPER EDGE TO THE LOWER EDGE

INSIDE 60 R

ORDER CODE

BASE CODE

64142

A . POWER SUPPLY

- **L** 350 mA power supply NOT included
- **U** ETL listed 350 mA power supply NOT included

B . KELVIN

- **4** 4000K CRI93
- **5** 3000K CRI93
- **8** 2700K CRI93
- **7** tunable white 1800K - 4000K CRI93

C . BEAM

- **5** flood 50°
- **G** flood 50°, softening glass
- **8** wide flood 70°
- **H** wide flood 70°, softening glass
- **A** chrome wallwasher
- **B** white wallwasher
- **C** black wallwasher

	BASE CODE	A	B	C	D	E	
Example:	**64142**	**L**	**8**	**A**	**6**	**C**	= **64142-L8A6C**

D . FINISHES

- **2** black *RAL 9005*
- **6** white *RAL 9003*

E . INGRESS PROTECTION

- **A** IP30
- **B** IP44
- **C** IP66

ACCESSORIES

REQUIRED ACCESSORIES - *NOT INCLUDED*

69371 69376 69540

69387

code	description	dimensions mm
69371	mounting frame for plasterboard 13 mm / 0.5"	Ø65xH13
69376	height adjustable mounting frame for plasterboard from 10 to 30 mm / from 0.4" to 1.2"	Ø65xH10-30
69540	mounting frame for plasterboard US market	Ø65xH13
69387	mounting frame for millwork from 10 to 30 mm / from 0.4" to 1.2"	Ø60xH30

	code	output power	input voltage	frequency	IP	dimensions mm	through frame
Power supply 350 mA max No. fixtures	69107	ON/OFF, 10W / max 1	198-264V	50-60Hz	IP20	L100xW43XH23	YES
	69090	1-10V, 18W / max 2	99-264V	50-60Hz	IP20	L120xW52XH22	NO
	69079	DALI, 15W / max 2	110-240V	50-60Hz	IP20	L120xW52xH22	NO
	69205	DALI, 17W / max 2	99-264V	50-60Hz	IP67	L122xW54xH26	NO
Power supply for Tunable white 350 mA max No. fixtures	69118	DALI DT8, 17,5W / max 2	198-264V	50-60Hz	IP20	L123xW79XH30	NO

Class 2 power supply 350 mA
ETL listed

Consult **B LIGHT North America**
Lighting Group Network
T: 212.775.6363
E: info@lightinggroupnetwork.com

Power supply selection

DC **MIN** Output (Vf) < LED **17,8V DC** (Vf) < DC **MAX** Output (Vf)

*To choose the power supply, always add a spare 20% as safety margin.
See pag 511 for cable size and max wiring distance from power supply to last connected luminaire

SYMMETRICAL

WALLWASHER

WALLWASHER
NORTH AMERICA

LUMINAIRES FOR TOTALLY GLARE FREE ZONES

INSIDE 75 R

SPECIFICATIONS

base code	64144
typology	Glare free trimless downlight with symmetrical or wallwasher light distribution
mounting	In plasterboard or millwork using mounting frame to be separately ordered
aperture	75 mm / 3”
height	Fixed: 105 mm / 4.1”. Wallwasher: 78 mm / 3.1”
required depth	Fixed: 120 mm / 4.7”. Wallwasher: 100 mm / 3.9”
first fit requirement	Yes, separate mounting frame. Mounting frame for plasterboard 13 mm / 0.5” (code 69372). Mounting frame for plasterboard US market (code 69541). Mounting frame for millwork (code 69388)
ceiling cut out	Plasterboard: 80 mm / 3.15” (US Market: 90 mm / 3.54”). Millwork: 75 mm / 2.95”
construction	Fixture and mounting frame: turning and milling aluminum. Reflector: polycarbonate. Protective glass in PMMA or softening glass
finishes	Powder coated. Heat sink anodized
ingress protection	IP30, IP44 or IP66. North America dry, damp or wet location
lamp type	COB. Remote power supply not included
lamp wattage	10W at 500mA. **Vf 17,8V DC**. Tunable white: maximum wattage 10W (CH1 + CH2 max 10W, one channel max 10W)
lamp lumens	1150lm
delivered lumens	IP30: 850lm (30°) - 930lm (50°) - 970lm (70°) - 790lm (wallwasher) IP44 / IP66: 760lm (30°) - 840lm (50°) - 870lm (70°) - 710lm (wallwasher)
lumen maintenance	50.000h L90
beam	30°, 50°, 70° or wallwasher (downlight 25° and wallwasher)
kelvin	2700K CRI93, 3000K CRI93, 4000K CRI93 / 3 step MacAdam ellipse or Tunable white (1800K - 4000K) CRI93
special features	Safe wiring. Two wires dimming. Designed to deliver glare free homogeneous light. UGR<10 (30°), UGR<19 (50°), UGR<25 (70°). The wallwasher offers longitudinal cut-off and delivers homogeneous light from the upper edge of the wall to the floor with no visible dark zones
dimming options	Push button, potentiometer, 0-10V, DALI, DMX, KNX. Dimming options depend on power supply and additional control units to be separately ordered as accessories
listings	CE, ETL listed for wet location

SYMMETRICAL

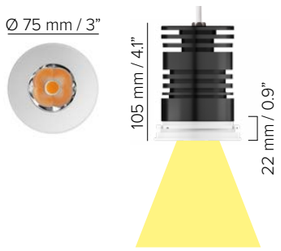

WALLWASHER

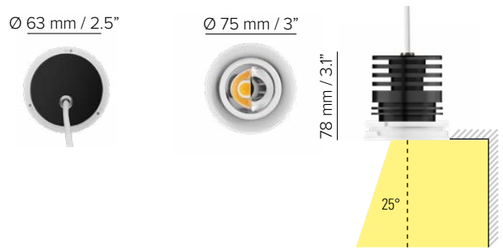

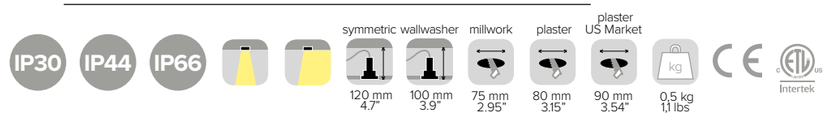

INSIDE 75 R

INSTALLATION GUIDE FOR WALLWASHER

FOR A GOOD UNIFORMITY OF LIGHT ON THE WALL, FOLLOW THESE RULES:

1

The **distance from the wall D** shall be minimum H / 5 and maximum H / 3

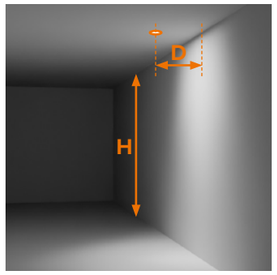

2

The **spacing between luminaires S** shall be minimum the distance **D** from the wall and maximum twice the distance **D x 2** from the wall

INSIDE 75 R
10W, 790lm delivered

H 3 m 9' 10"	D_{MIN} 0,6 m 1' 11"	S_{MIN}	0,6 m 1' 11"
		S_{MAX}	1,2 m 3' 11"
	D_{MAX} 1 m 3' 3"	S_{MIN}	1 m 3' 3"
		S_{MAX}	2 m 6' 7"

20lx 50lx 100lx 200lx

WALLWASHER OPTIONS

FOR DIFFERENT CEILING HEIGHTS

INSIDE 120 R
30W, 2440lm delivered

SEE PAGE 393

ATRIA X3 R
30W, 2440lm delivered

SEE PAGE 465

INSIDE 120 R
23W, 2025lm delivered

SEE PAGE 393

ATRIA X3 R
23W, 2025lm delivered

SEE PAGE 465

INSIDE 60 R
6W, 570lm delivered

SEE PAGE 373

ATRIA 60 P
6W, 570lm delivered

SEE PAGE 437

INSIDE 40 R
4W, 220lm delivered

SEE PAGE 365

DOT 45
4W, 220lm delivered

SEE PAGE 429

Since every project is different, use this installation guide as a starting point for your lighting design.
To further test the desired effect on your project, use the **photometric files** available on B LIGHT's website.



INSIDE 75 R

ORDER CODE

BASE CODE

64144

A . POWER SUPPLY

- **L** 500 mA power supply NOT included
- **U** listed 500 mA power supply NOT included

B . KELVIN

- **4** 4000K CRI93
- **5** 3000K CRI93
- **8** 2700K CRI93
- **7** tunable white 1800K - 4000K CRI93

C . BEAM

- **4** spot 30°
- **F** spot 30°, softening glass
- **5** flood 50°
- **G** flood 50°, softening glass
- **8** wide flood 70°
- **H** wide flood 70°, softening glass
- **A** chrome wallwasher
- **C** black wallwasher

	BASE CODE	A	B	C	D	E	F	
Example:	**64144**	**L**	**8**	**A**	**6**	**B**	**A**	= **64144-L8A6BA**

D . FINISHES

- **2** black *RAL 9005*
- **6** white *RAL 9003*

E . INGRESS PROTECTION

- **A** IP30
- **B** IP44
- **C** IP66

F . ADJUSTABILITY

- **A** fixed

WALLWASHER BEAM

A chrome wallwasher

C black wallwasher

WALLWASHER BEAM (NORTH AMERICA)

A chrome wallwasher

C black wallwasher

See pag 511 for cable size and max wiring distance from power supply to last connected luminaire

INSIDE 75 R

ACCESSORIES

REQUIRED ACCESSORIES - *NOT INCLUDED*

69372

69377

69541

69388

69592

code	description	dimensions mm
69372	mounting frame for plasterboard 13 mm / 0.5”	Ø80xH13
69377	height adjustable mounting frame for plasterboard from 10 to 30 mm / from 0.4” to 1.2”	Ø80xH10-30
69541	mounting frame for plasterboard US market	Ø80xH13
69388	mounting frame for millwork from 10 to 30 mm / from 0.4” to 1.2”	Ø75xH30
69592	suction cup for wallwasher **IP44/IP66 US market**	W50xH40

Power supply
500 mA
max No. fixtures

code	output power	input voltage	frequency	IP	dimensions mm	through frame
69109	ON/OFF, 10W / max 1	198-264V	50-60Hz	IP20	L100xW43XH23	YES
69091	1-10V, 20W / max 2	99-264V	50-60Hz	IP20	L120xW52XH22	YES
69080	DALI, 20W / max 2	220-240V	50-60Hz	IP20	L120xW52xH22	YES
69206	DALI, 24W / max 2	99-264V	50-60Hz	IP67	L122xW54xH26	YES

Power supply for
Tunable white
500 mA
max No. fixtures

69119	DALI DT8, 25W / max 2	198-264V	50-60Hz	IP20	L123xW79XH30	NO

Class 2 power supply
500 mA
ETL listed

Consult **B LIGHT North America**
Lighting Group Network
T: 212.775.6363
E: info@lightinggroupnetwork.com

Power supply selection

DC **MIN** Output (Vf)	<	LED **17,8V DC** (Vf)	<	DC **MAX** Output (Vf)

See pag 511 for cable size and max wiring distance from power supply to last connected luminaire

INSIDE 75 WW

SPECIFICATIONS

base code	64149
typology	Glare free trimless wallwasher for indoor use
mounting	In plasterboard or millwork using mounting frame to be separately ordered
aperture	75 mm / 3”
height	86 mm / 3.4”
required depth	95 mm / 3.8”
first fit requirement	Yes, separate mounting frame. Mounting frame for plasterboard 13 mm / 0.5” (code 69372). Height adjustable mounting frame for plasterboard (code 69377). Mounting frame for plasterboard US market (code 69541). Mounting frame for millwork (code 69388)
ceiling cut out	Plasterboard: 80 mm / 3.15” (US Market: 90 mm / 3.54”). Millwork: 75 mm / 2.95”
construction	Fixture and mounting frame: turning and milling aluminum. Reflector: polycarbonate. Protective glass in PMMA or softening glass
finishes	Powder coated. Heat sink anodized
ingress protection	IP44. North America damp location
lamp type	LED array on printed circuit board. Remote power supply not included
lamp wattage	8W at 48V DC. North America: 8W at 24V DC
lamp lumens	720lm
delivered lumens	470lm
lumen maintenance	50.000h L90
beam	Wallwasher: 5° - 75° towards the wall
kelvin	2200K CRI80, 2200K CRI90, 2700K CRI93, 3000K CRI93 and 4000K CRI93 / 3 step MacAdam ellipse
special features	48V DC: unpolarized electronic system. 24V DC: reverse polarity protection. Thermal Sensor - Safe wiring - Two wires dimming. Thanks to the design of the reflector, the luminare offers longitudinal cut-off and delivers homogeneous light from the upper edge of the wall to the floor with no visible dark zones
dimming options	Push button, potentiometer, 0-10V, DALI, DMX, KNX. Dimming options depend on power supply and additional control units to be separately ordered as accessories
listings	CE, ETL listed for damp location

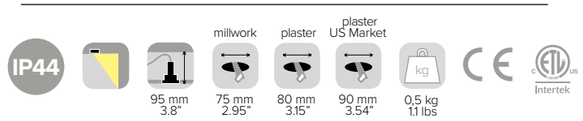



EXCELLENT VERTICAL UNIFORMITY:
LIGHT IS CONVEYED PRECISELY TOWARDS THE WALL
FROM THE UPPER EDGE TO THE LOWER EDGE

INSIDE 75 WW

INSTALLATION GUIDE

FOR A GOOD UNIFORMITY OF LIGHT ON THE WALL, FOLLOW THESE RULES:

1

The **distance from the wall D** shall be H / 5

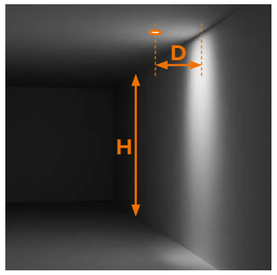

2

The **spacing between luminaires S** shall be **D x 0,8**



20lx | 50lx | 100lx | 200lx

Example

H	3 m / 9'10"	**D**	H / 5 = 0,6 m / 24"
		S	D x 0,8 = 0,5 m / 20"

WALLWASHER OPTIONS

FOR DIFFERENT CEILING HEIGHTS

OKKIO 60 WW
10W, 620lm delivered

SEE PAGE 203

ATRIA WW
8W, 470lm delivered

SEE PAGE 451



*To choose the power supply, always add a spare 20% as safety margin.
See pag 511 for cable size and max wiring distance from power supply to last connected luminaire



INSIDE 75 WW

ORDER CODE

BASE CODE

64149

A . POWER SUPPLY

- **8** 48V DC power supply NOT included
- **R** ETL listed 24V DC power supply NOT included

B . KELVIN

- **4** 4000K CRI93
- **5** 3000K CRI93
- **8** 2700K CRI93
- **D** 2200K CRI90 *NORTH AMERICA ONLY*
- **I** 2200K CRI80

C . BEAM

- **W** Wallwasher

	BASE CODE	A	B	C	D	
Example:	**64149**	**8**	**8**	**W**	**6**	= **64149-88W6**

D . FINISHES

- **2** black *RAL 9005*
- **6** white *RAL 9003*

ACCESSORIES

REQUIRED ACCESSORIES - *NOT INCLUDED*

69372

69377

69541

69388

69592

code	description	dimensions mm
69372	mounting frame for plasterboard 13 mm / 0.5”	Ø80xH13
69377	height adjustable mounting frame for plasterboard from 10 to 30 mm / from 0.4” to 1.2”	Ø80xH10-30
69541	mounting frame for plasterboard US market	Ø80xH13
69388	mounting frame for millwork from 10 to 30 mm / from 0.4” to 1.2”	Ø75xH30
69592	suction cup	W50xH40

	code	output power	input voltage	frequency	IP	dimensions mm	through frame
Power supply 48V DC, ON/OFF*	69181	40W	90-305V	47-63Hz	IP54	L163xW43xH32	NO
	69182	60W	90-305V	47-63Hz	IP54	L163xW43xH32	NO
	69187	100W	90-305V	47-63Hz	IP67	L220xW68xH39	NO
Power supply 48V DC, 1-10V[1] or ON/OFF* ambient temperature up to 60° C	69185	40W	90-305V	47-63Hz	IP67	L171xW62xH37	NO
	69186	60W	90-305V	47-63Hz	IP67	L171xW62xH37	NO
	69187	100W	90-305V	47-63Hz	IP67	L220xW68xH39	NO
Power supply 48V DC, DALI[1] ambient temperature up to 60° C	69195	75W	100-305V	47-63Hz	IP67	L180xW63xH36	NO
	69196	100W	100-305V	47-63Hz	IP67	L199xW63xH36	NO
Power supply 48V DC, 1-10V and DALI	69096	55W	99-264V	50-60Hz	IP20	L129xW76xH30	NO
Power supply 48V DC, 0-10V	69097	120W	90-305V	47-63Hz	IP67	L191xW63xH38	NO

[1] for a perfect dimming, it is necessary that the power supply is saturated to 100%

Class 2 power supply 24V DC
ETL listed

Consult **B LIGHT North America**
Lighting Group Network
T: 212.775.6363
E: info@lightinggroupnetwork.com

*To choose the power supply, always add a spare 20% as safety margin.
See pag 511 for cable size and max wiring distance from power supply to last connected luminaire

INSIDE 120 R

LUMINAIRES FOR TOTALLY GLARE FREE ZONES

SPECIFICATIONS

base code	64148
typology	Glare free trimless downlight with symmetrical or wallwasher light distribution
mounting	In plasterboard or millwork using mounting frame to be separately ordered
aperture	120 mm / 4.7”
height	Symmetrical 30°: 173 mm / 6.8”. Symmetrical 50°: 143 mm / 5.6”. Wallwasher: 120 mm / 4.7”
required depth	Symmetrical 30°: 180 mm / 7.1”. Symmetrical 50°: 150 mm / 5.9”. Wallwasher: 130 mm / 5.1”
first fit requirement	Yes, separate mounting frame. Mounting frame for plasterboard 13 mm / 0.5” (code 69374). Height adjustable mounting frame for plasterboard (code 69379). Mounting frame for plasterboard US market (code 69543). Mounting frame for millwork (code 69389)
ceiling cut out	Plasterboard: 125 mm / 4.92” (US Market: 135 mm / 5.31”). Millwork: 120 mm / 4.72”
construction	Fixture and mounting frame: turning and milling aluminum. Extruded aluminum heat sink. Reflector: polycarbonate
finishes	Powder coated. Heat sink anodized
ingress protection	IP20. North America dry location
lamp type	COB. Remote power supply not included
lamp wattage	23W at 700 mA, 30W at 900 mA Tunable white: maximum wattage 30W (CH1 + CH2 max 30W, one channel max 30W)
lamp lumens	23W: 2560lm. 30W: 3300lm
delivered lumens	23W: 1775lm (30°) - 1760lm (50°) - 2025lm (wallwasher) 30W: 2145lm (30°) - 2190lm (50°) - 2440lm (wallwasher)
lumen maintenance	50.000h L90
beam	30°, 50° or wallwasher (downlight 25° and wallwasher)
kelvin	2700K CRI93, 3000K CRI93 and 4000K CRI93 / 3 step MacAdam ellipse or Tunable white (1800K - 4000K) CRI93
special features	Safe wiring. Two wires dimming. Designed to deliver glare free homogeneous light. UGR<10 (30°), UGR<19 (50°). The wallwasher offers longitudinal cut-off and delivers homogeneous light from the upper edge of the wall to the floor with no visible dark zones
dimming options	Push button, potentiometer, 0-10V, DALI, DMX, KNX. Dimming options depend on power supply and additional control units to be separately ordered as accessories
listings	CE, ETL listed for dry location

SYMMETRICAL

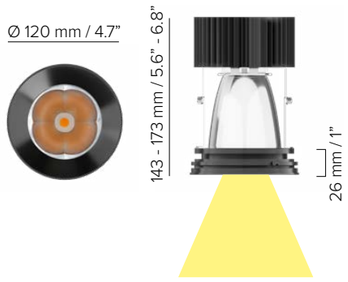

WALLWASHER

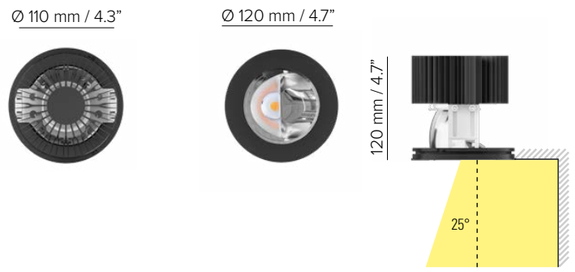

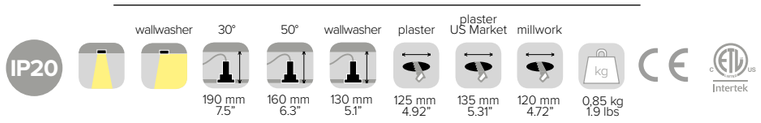

INSIDE 120 R

INSTALLATION GUIDE FOR WALLWASHER

FOR A GOOD UNIFORMITY OF LIGHT ON THE WALL, FOLLOW THESE RULES:

1

The **distance from the wall D** shall be minimum H / 5 and maximum H / 3

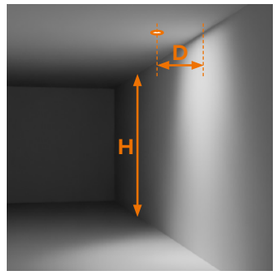

2

The **spacing between luminaires S** shall be minimum the distance **D** from the wall and maximum twice the distance **D x 2** from the wall

INSIDE 120 R at 700mA
23W, 2025lm delivered

H 5 m 16' 5"	D_{MIN} 1 m 3' 3"	S_{MIN}	1 m 3' 3"
		S_{MAX}	2 m 6' 7"
	D_{MAX} 1,6 m 5' 3"	S_{MIN}	1,6 m 5' 3"
		S_{MAX}	3,2 m 10' 6"



INSIDE 120 R at 900mA
30W, 2440lm delivered

H 7 m 22' 12"	D_{MIN} 1,4 m 4' 7"	S_{MIN}	1,4 mm 4' 7"
		S_{MAX}	2,8 m 9'2"
	D_{MAX} 2,3 m 7' 7"	S_{MIN}	2,3 m 7' 7"
		S_{MAX}	4,6 m 15' 1"



20lx 50lx 100lx 200lx

WALLWASHER OPTIONS

FOR DIFFERENT CEILING HEIGHTS

INSIDE 75 R
10W, 790lm delivered

SEE PAGE 379

ATRIA XS R
10W, 790lm delivered

SEE PAGE 443

INSIDE 60 R
6W, 570lm delivered

SEE PAGE 373

ATRIA 60 P
6W, 570lm delivered

SEE PAGE 437

INSIDE 40 R
4W, 220lm delivered

SEE PAGE 365

DOT 45
4W, 220lm delivered

SEE PAGE 429



20lx 50lx 100lx 200lx

Since every project is different, use this installation guide as a starting point for your lighting design.
To further test the desired effect on your project, use the **photometric files** available on B LIGHT's website.



INSIDE 120 R

ORDER CODE

BASE CODE

64148

A . POWER SUPPLY

- **L** 700/900 mA power supply NOT included
- **U** ETL listed 700/900 mA power supply NOT included

B . KELVIN

- **4** 4000K CRI93
- **5** 3000K CRI93
- **8** 2700K CRI93
- **7** tunable white 1800K - 4000K CRI93

C . BEAM

- **4** spot 30°
- **5** flood 50°
- **A** chrome wallwasher
- **C** black wallwasher

	BASE CODE	A	B	C	D	
Example:	**64148**	**L**	**5**	**A**	**6**	= **64148-L5A6**

D . FINISHES

- **2** black *RAL 9005*
- **6** white *RAL 9003*

WALLWASHER BEAM

A chrome wallwasher

C black wallwasher

ACCESSORIES

REQUIRED ACCESSORIES - *NOT INCLUDED*

69374

69379

69389

69543

code	description	dimensions mm
69374	mounting frame for plasterboard 13 mm / 0.5”	Ø125xH13
69379	height adjustable mounting frame for plasterboard from 10 to 30 mm / from 0.4” to 1.2”	Ø125xH10-30
69543	mounting frame for plasterboard US market	Ø125xH13
69389	mounting frame for millwork from 10 to 30 mm / from 0.4” to 1.2”	Ø120xH30

	code	output power	input voltage	frequency	IP	dimensions mm	through frame
23W output Power supply 700 mA max No. fixtures	69089	ON/OFF, 25W / max 1	176-264V	50-60Hz	IP20	L135xW38XH28	YES
	69092	1-10V, 25W / max 1	99-264V	50-60Hz	IP20	L103xW67XH21	YES
	69074	DALI, 32W / max 1	110-240V	50-60Hz	IP20	L103xW67xH21	YES
30W output Power supply 900 mA max No. fixtures	69094	ON/OFF, 38W / max 1	176-264V	50-60Hz	IP20	L130xW42XH30	YES
	69093	1-10V, 50W / max 1	99-264V	50-60Hz	IP20	L129xW76xH30	YES
	69077	DALI, 60W / max 2	99-264V	50-60Hz	IP20	L129xW76xH30	YES

Class 2 power supply
700 mA
900 mA
ETL listed

Consult **B LIGHT North America**
Lighting Group Network
T: 212.775.6363
E: info@lightinggroupnetwork.com

*To choose the power supply, always add a spare 20% as safety margin.
See pag 511 for cable size and max wiring distance from power supply to last connected luminaire

INSIDE 60 SQ

SPECIFICATIONS

base code	INSIDE 60 SQ (IP40): 64112 - INSIDE 60 SQ (IP65): 66133
typology	Square trimless downlight
mounting	In plasterboard using mounting frame to be separately ordered
dimension	60x60 mm / 2.4”x2.4”
height	79 mm / 3.1”
required depth	125 mm / 4.9”
first fit requirement	Yes, separate mounting frame for plaster ceiling. Mounting frame for plasterboard 13 mm / 0.5” (code 69361/69362). Height adjustable mounting frame for plasterboard (code 69381/69382). Mounting frame for plasterboard US market (code 69545/69546)
ceiling cut out	61x61 mm / 2.4”x2.4”. US Market: 67x61 mm / 2.64”x2.4”
construction	Fixture: turning and milling aluminum. Lens: PMMA. INSIDE 60 SQ (IP65): Protective glass in PMMA complete with silicone gasket Mounting frame: extruded aluminum and galvanized steel
finishes	Powder coated. Heat sink anodized
ingress protection	IP40 or IP65. North America dry or wet location
lamp type	LED array on printed circuit board. Remote power supply not included
lamp wattage	6W at 48V DC and 500 mA. North America 24V DC and 500 mA
lamp lumens	630lm
delivered lumens	440lm (3000K CRI93, 36°)
lumen maintenance	50.000h L90
beam	16°, 36°, 45°
kelvin	2200K CRI80, 2200K CRI93, 2700K CRI93, 3000K CRI93 and 4000K CRI93 / 2 step MacAdam ellipse
special features	Unpolarized electronic system (24V DC: reverse polarity protection). Safe wiring. 48V DC, 24V DC: Thermal Sensor. Two wires dimming
dimming options	Push button, potentiometer, 0-10V, DALI, DMX, KNX. Dimming options depend on power supply and additional control units to be separately ordered as accessories
listings	CE, ETL listed for wet location



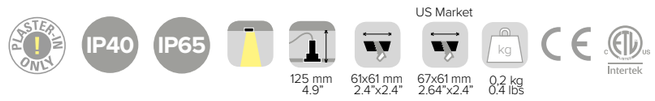

INSIDE 60 SQ

ORDER CODE

BASE CODE

64112	INSIDE 60 SQ **IP40**
66133	INSIDE 60 SQ **IP65**

A . POWER SUPPLY

8	48V DC power supply NOT included
L	500 mA power supply NOT included
R	ETL listed 24V DC power supply NOT included
U	ETL listed 500 mA power supply NOT included

B . KELVIN

4	4000K CRI93
5	3000K CRI93
8	2700K CRI93
D	2200K CRI93 (500 mA)
I	2200K CRI80 (24/48V DC)

C . BEAM

2	spot 16°
4	flood 36°
5	wide flood 45°

	BASE CODE	A	B	C	D	
Example:	**64112**	**8**	**8**	**4**	**6**	= **64112-8846**

D . FINISHES

2	black *RAL 9005*	**6**	white *RAL 9003*

INSIDE 60 SQ

ACCESSORIES

REQUIRED ACCESSORIES - *NOT INCLUDED*

69361/69362



69381/69382

69545/69546

69595

code	description	dimensions mm
69361	white mounting frame for plasterboard 13 mm / 0.5"	W60x60xH42
69362	black mounting frame for plasterboard 13 mm / 0.5"	W60x60xH42
69381	height adjustable white mounting frame for plasterboard from 10 to 30 mm / from 0.4" to 1.2"	W60x60xH57-71
69382	height adjustable black mounting frame for plasterboard from 10 to 30 mm / from 0.4" to 1.2"	W60x60xH57-71
69545	white mounting frame for plasterboard US market	W60x60xH42
69546	black mounting frame for plasterboard US market	W60x60xH42
69595	key for extraction of the luminaire from the mounting frame	W70xD40

	code	output power	input voltage	frequency	IP	dimensions mm	through frame
Power supply 48V DC*, ON/OFF	69181	40W	90-305V	47-63Hz	IP54	L163xW43xH32	NO
	69182	60W	90-305V	47-63Hz	IP54	L163xW43xH32	NO
Power supply 48V DC, 1-10V[1]	69185	40W	90-305V	47-63Hz	IP67	L171xW62xH37	NO
	69186	60W	90-305V	47-63Hz	IP67	L171xW62xH37	NO
Power supply 48V DC, DALI[1]	69195	75W	100-305V	47-63Hz	IP67	L180xW63xH36	NO
Power supply 48V DC, 1-10V and DALI	69096	55W	99-264V	50-60Hz	IP20	L129xW76xH30	NO
Power supply 48V DC, 0-10V	69097	120W	90-305V	47-63Hz	IP67	L191xW63xH38	NO
Power supply 500 mA max No. fixtures	69095	ON/OFF, 12W / max 1	90-264V	50-60Hz	IP20	L115xW34XH19	YES
	69091	1-10V, 20W / max 2	99-264V	50-60Hz	IP20	L120xW52XH22	NO
	69080	DALI, 20W / max 2	220-240V	50-60Hz	IP20	L120xW52xH22	NO

[1] for a perfect dimming, it is necessary that the power supply is saturated to 100%

Class 2 power supply 24V DC 500 mA ETL listed

Consult **B LIGHT North America**
Lighting Group Network
T: 212.775.6363
E: info@lightinggroupnetwork.com

*To choose the power supply, always add a spare 20% as safety margin.
See pag 511 for cable size and max wiring distance from power supply to last connected luminaire

INSIDE 80 SQ

SPECIFICATIONS

base code	64114
typology	Square trimless downlight
mounting	In plasterboard using mounting frame to be separately ordered
dimension	80x80 mm / 3.2”x3.2”
height	78 mm / 3.1”
required depth	120 mm / 4.7”
first fit requirement	Yes, separate mounting frame for plaster ceiling. Mounting frame for plasterboard 13 mm / 0.5” (code 69363/69364). Height adjustable mounting frame for plasterboard (code 69383/69384). Mounting frame for plasterboard US market (code 69547/69548)
ceiling cut out	81x81 mm / 3.2”x3.2”. US Market: 87x81 mm / 3.43”x3.2”
construction	Fixture: turning and milling aluminum. Reflector and protective glass in polycarbonate. Mounting frame: extruded aluminum and galvanized steel
finishes	Powder coated. Heat sink anodized
ingress protection	Global IP40, optical housing IP44. North America damp location
lamp type	COB. Remote power supply not included
lamp wattage	12W at 48V DC and 350 mA
lamp lumens	2700K CRI93 - 1280lm, 3000K CRI93 - 1320lm, 4000K CRI93 - 1420lm
delivered lumens	990lm (3000K CRI93, 38°)
lumen maintenance	50.000h L90
beam	28°, 38°, 50° with softening lens
kelvin	2700K CRI93, 3000K CRI93 and 4000K CRI93 / 3 step MacAdam ellipse
special features	48V DC: unpolarized electronic system. Thermal Sensor. Safe wiring. Two wires dimming
dimming options	Push button, potentiometer, 0-10V, DALI, DMX, KNX. Dimming options depend on power supply and additional control units to be separately ordered as accessories
listings	CE, ETL listed for damp location



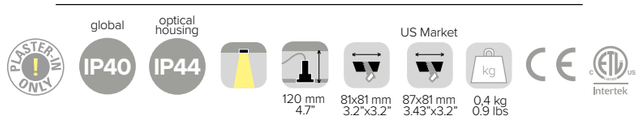

INSIDE 80 SQ

ORDER CODE

BASE CODE

64114

A . POWER SUPPLY

8 48V DC power supply NOT included

L 350 mA power supply NOT included

S ETL listed 48V DC power supply NOT included

U ETL listed 350 mA power supply NOT included

B . KELVIN

4 4000K CRI93

5 3000K CRI93

8 2700K CRI93

C . BEAM

F spot 28°, soft lens

G flood 38°, soft lens

H wide flood 50°, soft lens

	BASE CODE	A	B	C	D	
Example:	**64114**	**8**	**8**	**F**	**6**	= **64114-88F6**

D . FINISHES

2 black *RAL 9005*

6 white *RAL 9003*

INSIDE 80 SQ

ACCESSORIES

REQUIRED ACCESSORIES - *NOT INCLUDED*

69363/69364



69383/69384

69547/69548

69595

code	description	dimensions mm
69363	white mounting frame for plasterboard 13 mm / 0.5"	W80x80xH42
69364	black mounting frame for plasterboard 13 mm / 0.5"	W80x80xH42
69383	height adjustable white mounting frame for plasterboard from 10 to 30 mm / from 0.4" to 1.2"	W80x80xH51-71
69384	height adjustable black mounting frame for plasterboard from 10 to 30 mm / from 0.4" to 1.2"	W80x80xH51-71
69547	white mounting frame for plasterboard US market	W80x80xH42
69548	black mounting frame for plasterboard US market	W80x80xH42
69595	key for extraction of the luminaire from the mounting frame	W70xD40

	code	output power	input voltage	frequency	IP	dimensions mm	through frame
Power supply 48V DC*, ON/OFF	69181	40W	90-305V	47-63Hz	IP54	L163xW43xH32	NO
	69182	60W	90-305V	47-63Hz	IP54	L163xW43xH32	NO
	69183	100W	90-264V	47-63Hz	IP20	L201xW70xH35	NO
Power supply 48V DC, 1-10V and DALI	69096	55W	99-264V	50-60Hz	IP20	L129xW76xH30	NO
Power supply 350 mA max No. fixtures	69086	ON/OFF, 15W / max 1	90-264V	50-60Hz	IP20	L115xW34XH19	YES
	69090	1-10V, 18W / max 1	99-264V	50-60Hz	IP20	L120xW52XH22	YES
	69079	DALI, 15W / max 1	110-240V	50-60Hz	IP20	L120xW52xH22	YES

Class 2 power supply
48V DC
350 mA
ETL listed

Consult **B LIGHT North America**
Lighting Group Network
T: 212.775.6363
E: info@lightinggroupnetwork.com

*To choose the power supply, always add a spare 20% as safety margin.
See pag 511 for cable size and max wiring distance from power supply to last connected luminaire

INSIDE 120 SQ2 / INSIDE 120 SQ3

SPECIFICATIONS

base code	INSIDE 120 SQ2: 64116 - INSIDE 120 SQ3: 64118
typology	Square trimless downlight
mounting	In plasterboard using mounting frame to be separately ordered
dimension	120x120 mm / 4.7”x4.7”
height	165 mm / 6.5”
required depth	185 mm / 7.3”
first fit requirement	Yes, separate mounting frame for plaster ceiling. Mounting frame for plasterboard 13 mm / 0.5” (code 69367/69368). Height adjustable mounting frame for plasterboard (code 69385/69386). Mounting frame for plasterboard US market (code 69549/69550)
ceiling cut out	121x121 mm / 4.76”x4.76”. US Market: 127x121 mm / 5”x4.76”
construction	Fixture: turning and milling aluminum. Extruded aluminum heat sink. Reflector: polycarbonate. Mounting frame: extruded aluminum and galvanized steel
finishes	Fixture and mounting frame: powder coated. Heat sink anodized
ingress protection	Global IP20, optical housing IP44. North America damp location
lamp type	COB. Remote power supply not included
lamp wattage	INSIDE 120 SQ2: 23W at 48V DC and 700 mA. North America 48V DC and 700 mA INSIDE 120 SQ3: 28W at 48V DC and 900 mA. North America 48V DC and 900 mA
lamp lumens	INSIDE 120 SQ2: 2560lm. INSIDE 120 SQ3: 3000lm
delivered lumens	INSIDE 120 SQ2: 1190lm. INSIDE 120 SQ3: 2160lm
lumen maintenance	50.000h L90
beam	INSIDE 120 SQ2: 20°, 31°, 49° with softening lens INSIDE 120 SQ3: 25°, 38°, 55° with softening lens
kelvin	2700K CRI93, 3000K CRI93 and 4000K CRI93 / 3 step MacAdam ellipse
special features	48V DC: unpolarized electronic system. Thermal Sensor. Safe wiring. Two wires dimming
dimming options	Push button, potentiometer, 0-10V, DALI, DMX, KNX. Dimming options depend on power supply and additional control units to be separately ordered as accessories
listings	CE, ETL listed for damp location



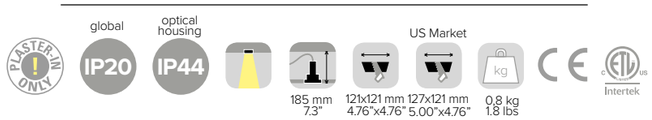

INSIDE 120 SQ2

23 W

ORDER CODE

BASE CODE

64116

A . POWER SUPPLY

- **8** 48V DC power supply NOT included
- **S** ETL listed 48V DC power supply NOT included
- **L** 700 mA power supply NOT included
- **U** ETL listed 700 mA power supply NOT included

B . KELVIN

- **4** 4000K CRI93
- **5** 3000K CRI93
- **8** 2700K CRI93

C . BEAM

- **F** spot 20°, soft lens
- **G** flood 31°, soft lens
- **H** wide flood 49°, soft lens

	BASE CODE	A	B	C	D	
Example:	**64116**	**8**	**8**	**F**	**6**	= **64116-88F6**

D . FINISHES

- **2** black *RAL 9005*
- **6** white *RAL 9003*

INSIDE 120 SQ3

28 W

ORDER CODE

BASE CODE

64118

A . POWER SUPPLY

- **8** 48V DC power supply NOT included
- **S** ETL listed 48V DC power supply NOT included
- **L** 900 mA power supply NOT included
- **U** ETL listed 900 mA power supply NOT included

B . KELVIN

- **4** 4000K CRI93
- **5** 3000K CRI93
- **8** 2700K CRI93

C . BEAM

- **F** spot 25°, soft lens
- **G** flood 38°, soft lens
- **H** wide flood 55°, soft lens

	BASE CODE	A	B	C	D	
Example:	**64118**	**8**	**8**	**F**	**6**	= **64118-88F6**

D . FINISHES

- **2** black *RAL 9005*
- **6** white *RAL 9003*

INSIDE 120 SQ2 / INSIDE 120 SQ3

ACCESSORIES

REQUIRED ACCESSORIES - *NOT INCLUDED*

69367/69368



69385/69386

69549/69550



69595



code	description	dimensions mm
69367	white mounting frame for plasterboard 13 mm / 0.5"	W120x120xH52
69368	black mounting frame for plasterboard 13 mm / 0.5"	W120x120xH52
69385	height adjustable white mounting frame for plasterboard from 10 to 30 mm / from 0.4" to 1.2"	W120x120xH61-81
69386	height adjustable black mounting frame for plasterboard from 10 to 30 mm / from 0.4" to 1.2"	W120x120xH61-81
69549	white mounting frame for plasterboard US market	W120x120xH52
69550	black mounting frame for plasterboard US market	W120x120xH52
69595	key for extraction of the luminaire from the mounting frame	W70xD40

	code	output power	input voltage	frequency	IP	dimensions mm	through frame
Power supply 48V DC*	69182	60W	90-305V	47-63Hz	IP54	L163xW43xH32	YES
	69183	100W	90-264V	47-63Hz	IP20	L201xW70xH35	YES
	69188	150W	90-305V	47-63Hz	IP67	L228xW68xH39	NO
	69189	240W	90-305V	47-63Hz	IP67	L244xW68xH39	NO
Power supply 48V DC, 1-10V and DALI	69096	55W	99-264V	50-60Hz	IP20	L129xW76xH30	YES
Power supply 700 mA max No. fixtures INSIDE 120 SQ2 only	69089	ON/OFF, 25W / max 1	176-264V	50-60Hz	IP20	L135xW38XH28	YES
	69092	1-10V, 25W / max 1	99-264V	50-60Hz	IP20	L103xW67XH21	YES
	69074	DALI, 32W / max 1	110-240V	50-60Hz	IP20	L103xW67xH21	YES
Power supply 900 mA max No. fixtures INSIDE 125 SQ3 only	69094	ON/OFF, 38W / max 1	176-264V	50-60Hz	IP20	L130xW42XH30	YES
	69093	1-10V, 50W / max 1	99-264V	50-60Hz	IP20	L129xW76xH30	YES
	69077	DALI, 60W / max 2	99-264V	50-60Hz	IP20	L129xW76xH30	YES

Class 2 power supply
48V DC
700 mA
900 mA
ETL listed

Consult **B LIGHT North America**
Lighting Group Network
T: 212.775.6363
E: info@lightinggroupnetwork.com

*To choose the power supply, always add a spare 20% as safety margin.
See pag 511 for cable size and max wiring distance from power supply to last connected luminaire

MUSHROOM MINI PL

SPECIFICATIONS

base code	64151
typology	Round adjustable trimless spotlight suitable for shallow ceiling voids
mounting	In plasterboard using mounting frame to be separately ordered
aperture	100 mm / 3.9”
height	35 mm / 1.4”
required depth	60 mm / 2.4”
first fit requirement	Yes, separate mounting frame for plaster ceiling. Mounting frame for plasterboard 13 mm / 0.5” (code 69373). Height adjustable mounting frame for plasterboard (code 69378). Mounting frame for plasterboard US market (code 69542)
ceiling cut out	105 mm / 4.13”. US Market: 115 mm / 4.53”
construction	Fixture and mounting frame: turning and milling aluminum. Lens: PMMA
finishes	Powder coated
ingress protection	IP30. North America dry location
lamp type	LED array on printed circuit board. Remote power supply not included
lamp wattage	6W at 48V DC and 500 mA. North America 24V DC and 500 mA
lamp lumens	630lm
delivered lumens	440lm (3000K CRI93, 36°)
lumen maintenance	50.000h L90
beam	16°, 36°, 45°. The optical system can be rotated by 120° around the vertical axis. Inclination angle adjustable from below 0° to 30°
kelvin	2200K CRI80, 2200K CRI93, 2700K CRI93, 3000K CRI93 / 3 step MacAdam ellipse
special features	Thanks to the height of only 35 mm, it is particularly suitable for shallow ceiling voids. Unpolarized electronic system (24V DC: reverse polarity protection). Safe wiring. 48V DC, 24V DC: Thermal Sensor. Two wires dimming
dimming options	Push button, potentiometer, 0-10V, DALI, DMX, KNX. Dimming options depend on power supply and additional control units to be separately ordered as accessories
listings	CE, ETL listed for dry location

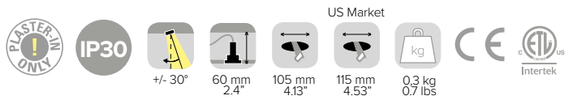

MUSHROOM MINI PL

ORDER CODE

BASE CODE

64151

A . POWER SUPPLY

- **8** 48V DC power supply NOT included
- **L** 500 mA power supply NOT included
- **R** ETL listed 24V DC power supply NOT included
- **U** ETL listed 500 mA power supply NOT included

B . KELVIN

- **5** 3000K CRI93
- **8** 2700K CRI93
- **D** 2200K CRI93 (500 mA)
- **I** 2200K CRI80 (24/48V DC)

C . BEAM

- **2** spot 16°
- **4** flood 36°
- **5** wide flood 45°

	BASE CODE	A	B	C	D	
Example:	**64151**	**8**	**8**	**4**	**6**	= **64151-8846**

D . FINISHES

- **2** black *RAL 9005*
- **6** white *RAL 9003*

ACCESSORIES

REQUIRED ACCESSORIES - *NOT INCLUDED*

69373

69378

69542



code	description	dimensions mm
69373	mounting frame for plasterboard 13 mm / 0.5”	Ø105xH13
69378	height adjustable mounting frame for plasterboard from 10 to 30 mm / from 0.39” to 1.18”	Ø105xH10-30
69542	mounting frame for plasterboard US market	Ø105xH13

	code	output power	input voltage	frequency	IP	dimensions mm	through frame
Power supply 48V DC, ON/OFF*	69181	40W	90-305V	47-63Hz	IP54	L163xW43xH32	NO
	69182	60W	90-305V	47-63Hz	IP54	L163xW43xH32	NO
Power supply 48V DC, 1-10V[1]	69185	40W	90-305V	47-63Hz	IP67	L171xW62xH37	NO
	69186	60W	90-305V	47-63Hz	IP67	L171xW62xH37	NO
Power supply 48V DC, DALI[1]	69195	75W	100-305V	47-63Hz	IP67	L180xW63xH36	NO
Power supply 48V DC, 1-10V and DALI	69096	55W	99-264V	50-60Hz	IP20	L129xW76xH30	NO
Power supply 48V DC, 0-10V	69097	120W	90-305V	47-63Hz	IP67	L191xW63xH38	NO
Power supply 500 mA max No. fixtures	69095	ON/OFF, 12W / max 1	90-264V	50-60Hz	IP20	L115xW34XH19	YES
	69091	1-10V, 20W / max 2	99-264V	50-60Hz	IP20	L120xW52XH22	NO
	69080	DALI, 20W / max 2	220-240V	50-60Hz	IP20	L120xW52xH22	NO

[1] for a perfect dimming, it is necessary that the power supply is saturated to 100%

Class 2 power supply 24V DC 500 mA ETL listed

Consult **B LIGHT North America**
Lighting Group Network
T: 212.775.6363
E: info@lightinggroupnetwork.com

*To choose the power supply, always add a spare 20% as safety margin.
See pag 511 for cable size and max wiring distance from power supply to last connected luminaire

MUSHROOM SMALL PL

SPECIFICATIONS

base code	64153
typology	Round adjustable trimless spotlight suitable for shallow ceiling voids
mounting	In plasterboard using mounting frame to be separately ordered
aperture	120 mm / 4.7”
height	35 mm / 1.4”
required depth	70 mm / 2.8”
first fit requirement	Yes, separate mounting frame for plaster ceiling. Mounting frame for plasterboard 13 mm / 0.5” (code 69374). Height adjustable mounting frame for plasterboard (code 69379). Mounting frame for plasterboard US market (code 69543)
ceiling cut out	Plasterboard: 125 mm / 4.92” (US Market: 135 mm / 5.31”). Millwork: 120 mm / 4.72”
construction	Fixture and mounting frame: turning and milling aluminum. Reflector and protective glass in polycarbonate
finishes	Powder coated
ingress protection	IP30. North America dry location
lamp type	COB. Remote power supply not included
lamp wattage	12W at 48V DC and 350 mA. North America: 12W at 48V DC and 350 mA
lamp lumens	2700K CRI93 - 1280lm, 3000K CRI93 - 1320lm, 4000K CRI93 - 1420lm
delivered lumens	990lm (3000K CRI93, 38°)
lumen maintenance	50.000h L90
beam	28°, 38°, 50° with softening lens. The optical system can be rotated by 120° around the vertical axis. Inclination angle adjustable from below 0° to 30°
kelvin	2700K CRI93, 3000K CRI93 and 4000K CRI93 / 3 step MacAdam ellipse
special features	Thanks to the height of only 35 mm, it is particularly suitable for shallow ceiling voids. Protection against wrong connections. Two wires dimming
dimming options	Push button, potentiometer, 0-10V, DALI, DMX, KNX. Dimming options depend on power supply and additional control units to be separately ordered as accessories
listings	CE, ETL listed for dry location



MUSHROOM SMALL PL

ORDER CODE

BASE CODE

64153

A . POWER SUPPLY

- **8** 48V DC power supply NOT included
- **S** ETL listed 48V DC power supply NOT included
- **L** 350 mA power supply NOT included
- **U** ETL listed 350 mA power supply NOT included

B . KELVIN

- **4** 4000K CRI93
- **5** 3000K CRI93
- **8** 2700K CRI93

C . BEAM

- **F** spot 28°, soft lens
- **G** flood 38°, soft lens
- **H** wide flood 50°, soft lens

	BASE CODE	A	B	C	D	
Example:	**64153**	**8**	**8**	**F**	**6**	= **64153-88F6**

D . FINISHES

- **2** black *RAL 9005*
- **6** white *RAL 9003*

ACCESSORIES

REQUIRED ACCESSORIES - *NOT INCLUDED*

69374

69379

69543

69389

code	description	dimensions mm
69374	mounting frame for plasterboard 13 mm / 0.5”	Ø125xH13
69379	height adjustable mounting frame for plasterboard from 10 to 30 mm / from 0.39” to 1.18”	Ø125xH10-30
69543	mounting frame for plasterboard US market	Ø125xH13
69389	mounting frame for millwork	Ø120xH30

	code	output power	input voltage	frequency	IP	dimensions mm	through frame
Power supply 48V DC*, ON/OFF	69181	40W	90-305V	47-63Hz	IP54	L163xW43xH32	NO
	69182	60W	90-305V	47-63Hz	IP54	L163xW43xH32	NO
	69183	100W	90-264V	47-63Hz	IP20	L201xW70xH35	NO
Power supply 48V DC, 1-10V and DALI	69096	55W	99-264V	50-60Hz	IP20	L129xW76xH30	NO
Power supply 350 mA max No. fixtures	69086	ON/OFF, 15W / max 1	90-264V	50-60Hz	IP20	L115xW34XH19	YES
	69090	1-10V, 18W / max 1	99-264V	50-60Hz	IP20	L120xW52XH22	YES
	69079	DALI, 15W / max 1	110-240V	50-60Hz	IP20	L120xW52xH22	YES

Class 2 power supply 48V DC 350 mA
ETL listed

Consult **B LIGHT North America**
Lighting Group Network
T: 212.775.6363
E: info@lightinggroupnetwork.com

*To choose the power supply, always add a spare 20% as safety margin.
See pag 511 for cable size and max wiring distance from power supply to last connected luminaire

TRIMMED
downlights

DOT 30
WALLWASHER
Ø 29 mm - H 16 mm
Ø 1.1" - H 0.6"
IP30

DOT 45
WALLWASHER
Ø 45 mm - H 31 mm
Ø 1.8" - H 1.2"
IP30

ATRIA 60 P
WALLWASHER
Ø 60 mm - H 56 mm
Ø 2.4" - H 2.2"
IP30 / IP44 / IP66

ATRIA XS R
WALLWASHER
Ø 78 mm - H 78 mm
Ø 3.1" - H 2.7"
IP30 / IP44 / IP66

ATRIA X3 R
WALLWASHER
Ø 129 mm - H 150 mm
Ø 5.1" - H 5.9"
IP20

NEW

DOT 45 / DOT 45 AD
SYMMETRICAL
Ø 45 mm - H 46 mm
Ø 1.8" - H 1.8"
IP40 / IP65

ATRIA 60 P
SYMMETRICAL
Ø 60 mm - H 56 mm
Ø 2.4" - H 2.2"
IP30 / IP44 / IP66

ATRIA XS R
SYMMETRICAL
Ø 78 mm - H 105 mm
Ø 3.1" - H 4.1"
IP30 / IP44 / IP66

BASTER XS R
ADJUSTABLE
Ø 96 mm - H 85 mm
Ø 3.78" - H 3.35"
IP30 / IP44 / IP66

ATRIA WW
WALLWASHER
Ø 99 mm - H 97 mm
Ø 3.9" - H 3.8"
IP66

ATRIA X1 / X1 R
SYMMETRICAL
Ø 99 mm - H 97 mm
Ø 3.9" - H 3.8"
IP66

ATRIA X2 R
SYMMETRICAL
Ø 119 mm - H 141 mm
Ø 4.7" - H 5.6"
IP66

ATRIA X3 R
SYMMETRICAL
Ø 129 mm - H 150 mm
Ø 5.1" - H 5.9"
IP20

BASTER X1 R
ADJUSTABLE
Ø 129 mm - H 113 mm
Ø 5.08" - H 4.45"
IP66



DOT 30

LUMINAIRES FOR TOTALLY GLARE FREE ZONES

SPECIFICATIONS

base code	64049
typology	Glare free wallwasher shelf lighting
mounting	In any material using springs (included)
diameter	29 mm / 1.1”
height	16 mm / 0.6”
required depth	16 mm / 0.6”
ceiling cut out	24 mm / 0.95”
construction	Fixture and flange: turning and milling aluminum. Reflector: polycarbonate
finishes	Powder coated. Heat sink anodized
ingress protection	IP30. North America dry location
lamp type	LED array on printed circuit board. Remote power supply not included
lamp wattage	1W at 24V DC or 1,5W at 500 mA 24V DC (min / max operating voltage: 20V - 30V)
lamp lumens	24V DC: 90lm - 500 mA: 150lm
delivered lumens	24V DC: 25lm - 500 mA: 40lm
lumen maintenance	50.000h L90
beam	Wallwasher (downlight 25° and wallwasher)
kelvin	2200K CRI90, 2700K CRI93, 3000K CRI93 or 4000K CRI93/ 3 step MacAdam ellipse
special features	Two wires dimming. Designed to deliver glare free homogeneous light. The wallwasher offers longitudinal cut-off and delivers homogeneous light from the upper edge of the wall to the floor with no visible dark zones
dimming options	Push button, potentiometer, 0-10V, DALI, DMX, KNX. Dimming options depend on power supply and additional control units to be separately ordered as accessories
standards	CE, ETL listed for dry location

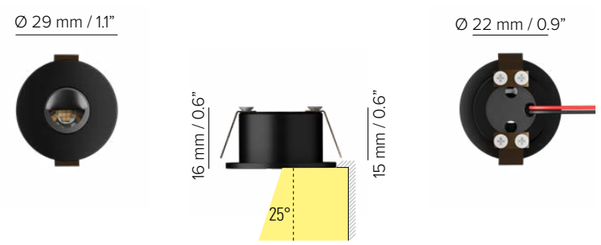

IP30 16 mm 0.6” 24 mm 0.95” 0.02 kg 0.04 lbs

DOT 30

INSTALLATION GUIDE

FOR A GOOD UNIFORMITY OF LIGHT ON THE WALL, FOLLOW THESE RULES:

1

The **distance from the outer edge of the shelf D** shall be H / 3 (minimum 10 cm)

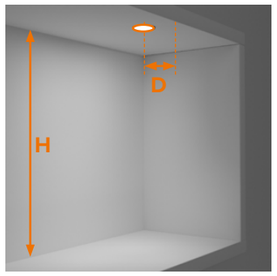

2

The **spacing between luminaires S** shall be maximum twice the distance of the luminaire from the wall

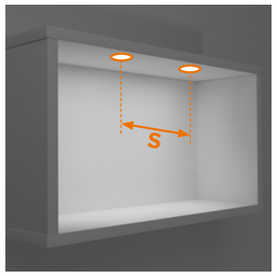

Since every project is different, use this installation guide as a starting point for your lighting design.
To further test the desired effect on your project, use the **photometric files** available on B LIGHT's website.

WALLWASHER OPTIONS

FOR DIFFERENT CEILING HEIGHTS



DOT 45
4W, 220lm delivered

SEE PAGE 429

INSIDE 40 R
4W, 220lm delivered

SEE PAGE 365



20lx | 50lx | 100lx | 200lx

Since every project is different, use this installation guide as a starting point for your lighting design.
To further test the desired effect on your project, use the **photometric files** available on B LIGHT's website.

DOT 30

ORDER CODE

BASE CODE

64049

A . POWER SUPPLY

- **2** 24V DC (20V - 30V) power supply NOT included
- **L** 500 mA power supply NOT included
- **R** ETL listed 24V DC power supply NOT included
- **U** ETL listed 500 mA power supply NOT included

B . KELVIN

- **4** 4000K CRI93
- **5** 3000K CRI93
- **8** 2700K CRI93
- **D** 2200K CRI90

C . BEAM

- **C** black wallwasher

	BASE CODE	A	B	C	D	
Example:	**64049**	**L**	**5**	**C**	**2**	= **64049-L5C2**

D . FINISHES

- **2** black *RAL 9005*

- **6** white *RAL 9003*

DOT 30

ACCESSORIES

REQUIRED ACCESSORIES - *NOT INCLUDED*

	code	output power	input voltage	frequency	IP	dimensions mm	through cut out
Power supply 24V DC*, ON/OFF	69041	18W	198-264V	50-60Hz	IP20	L124xW42xH30	NO
Power supply 24V DC*, DALI	69204	20W	99-264V	50-60Hz	IP20	L103xW67xH21	NO
Power supply 24V DC*, 1-10V	69212	20W	99-264V	50-60Hz	IP20	L103xW67xH21	NO
Power supply 500 mA max No. fixtures	69095	ON/OFF, 12W / max 7	90-264V	50-60Hz	IP20	L115xW34XH19	NO
	69091	1-10V, 20W / max 12	99-264V	50-60Hz	IP20	L120xW52XH22	NO
	69080	DALI, 20W / max 12	220-240V	50-60Hz	IP20	L120xW52xH22	NO

Class 2 power supply 24V DC 500 mA ETL listed

Consult **B LIGHT North America**
Lighting Group Network
T: 212.775.6363
E: info@lightinggroupnetwork.com

*To choose the power supply, always add a spare 20% as safety margin.
See pag 511 for cable size and max wiring distance from power supply to last connected luminaire

FIXED

ADJUSTABLE

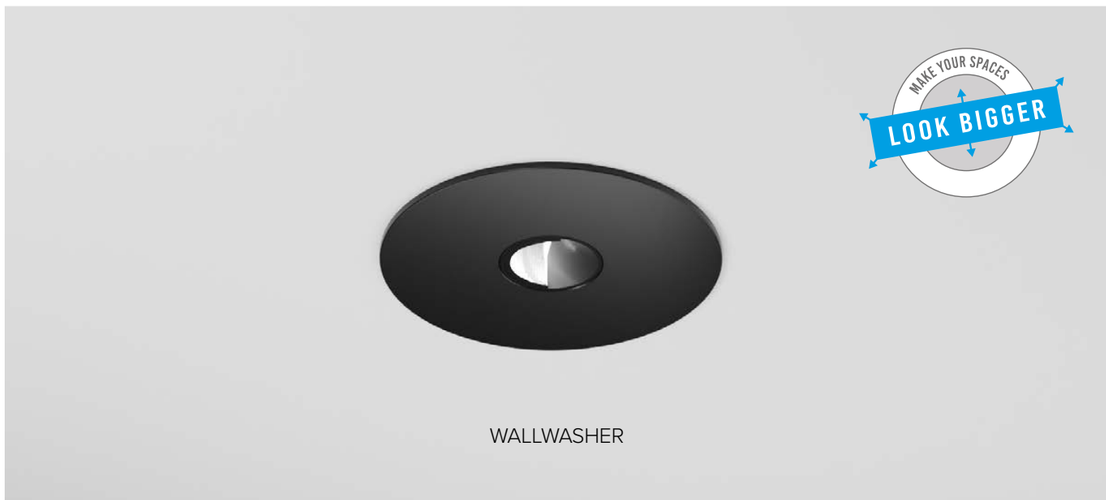

WALLWASHER

DOT 45 / DOT 45 AD

NEW

PLUS

LUMINAIRES FOR TOTALLY GLARE FREE ZONES

SPECIFICATIONS

base code	DOT 45 fixed or wallwasher: 64050 - DOT 45 AD adjustable: 64071
typology	Glare free compact downlight with symmetrical or wallwasher light distribution
mounting	In any material using springs (included)
diameter	Fixed and wallwasher 45 mm / 1.8”. Adjustable: 45 mm / 1.8”
height	Fixed: 41 mm / 1.6” (4W) - 46 mm / 1.8” (7W) Wallwasher: 26 mm / 1” (4W) - 31 mm / 1.2” (7W) Adjustable: 55 mm / 2.2” (4W) - 60 mm / 2.4” (7W)
required depth	Fixed: 50 mm / 2”. Wallwasher: 35 mm / 1.4”. Adjustable: 65 mm / 2.6”
ceiling cut out	Fixed and wallwasher: 42 mm / 1.65”. Adjustable: 43 mm / 1.69”
construction	Fixture and flange: turning and milling aluminum. Reflector: polycarbonate complete with silicone gasket
finishes	Powder coated. Heat sink anodized
ingress protection	Fixed and adjustable: IP40 or IP65. North America damp or wet location. Wallwasher: IP30. North America dry location
lamp type	LED array on printed circuit board. Remote power supply not included
lamp wattage	4W or 7W at 24V DC. For Yacht operating voltage 20V-30V. 3W at 200mA or 6W at 350mA. North America: 3W at 200mA or 6W at 350mA
lamp lumens	4W: 330lm - 7W: 660lm
delivered lumens	4W: 135lm - 7W: 230lm. Wallwasher 4W: 220lm - 7W: 340lm
lumen maintenance	50.000h L90
beam	16° (fixed or pre-tilted by 20°), 36°, 55°, 15°x45° or wallwasher (downlight 20° and wallwasher). Inclination angle adjustable up to 25°
kelvin	Red, 2200K CRI90, 2700K CRI93, 3000K CRI93 or 4000K CRI93 / 3 step MacAdam ellipse
special features	Red light for night navigation. Protection against wrong connections. Two wires dimming. Designed to deliver glare free homogeneous light. The wallwasher offers longitudinal cut-off and delivers homogeneous light from the upper edge of the wall to the floor with no visible dark zones
dimming options	Push button, potentiometer, 0-10V, DALI, DMX, KNX. Dimming options depend on power supply and additional control units to be separately ordered as accessories
standards	CE, ETL listed for wet location

FIXED - 3W at 200 mA

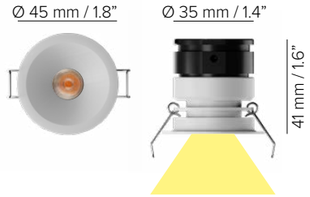

ADJUSTABLE - 3W at 200 mA

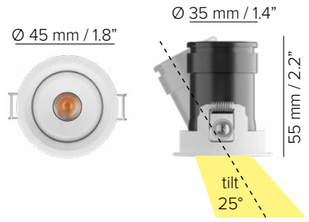

WALLWASHER - 3W at 200 mA

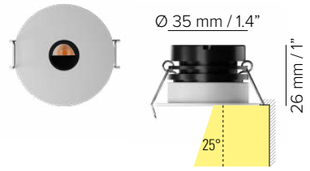

FIXED - 6W at 350 mA

ADJUSTABLE - 6W at 350 mA

WALLWASHER - 6W at 350 mA

wallwasher symmetric symmetric fixed AD wallwasher fixed AD wallwasher 4W 7W

IP30 IP40 IP65

25° 50 mm 2” 65 mm 2.6” 35 mm 42 mm 1.65” 0,09 kg 0.20 lbs 0,12 kg 0.26 lbs

DOT 45

INSTALLATION GUIDE FOR WALLWASHER

FOR A GOOD UNIFORMITY OF LIGHT ON THE WALL, FOLLOW THESE RULES:

1

The **distance from the wall D** shall be minimum H / 5 and maximum H / 3

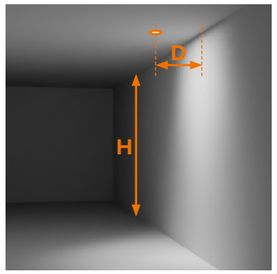

2

The **spacing between luminaires S** shall be minimum the distance **D** from the wall and maximum twice the distance **D x 2** from the wall

DOT 45
4W, 220lm delivered

H 2 m 6' 6"	D_{MIN} 0,4 m 1' 4"	S_{MIN}	0,4 m 1' 4"
		S_{MAX}	0,8 m 2' 7"
	D_{MAX} 0,7 m 2' 2"	S_{MIN}	0,7 m 2' 2"
		S_{MAX}	1,3 m 4' 3"



20lx 50lx 100lx 200lx

INSIDE 40 R
4W, 220lm delivered

SEE PAGE 365

DOT 30
1,5W, 40lm delivered

SEE PAGE 423

WALLWASHER OPTIONS

FOR DIFFERENT CEILING HEIGHTS

ATRIA X3 R
30W, 2440lm delivered

SEE PAGE 465

INSIDE 120 R
30W, 2440lm delivered

SEE PAGE 393

ATRIA X3 R
23W, 2025lm delivered

SEE PAGE 465

INSIDE 120 R
23W, 2025lm delivered

SEE PAGE 393

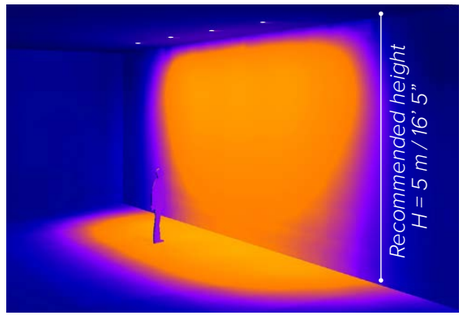

ATRIA XS R
10W, 790lm delivered

SEE PAGE 443

INSIDE 75 R
10W, 790lm delivered

SEE PAGE 379

ATRIA 60 P
6W, 570lm delivered

SEE PAGE 437



INSIDE 60 R
6W, 570lm delivered

SEE PAGE 373



20lx 50lx 100lx 200lx

Since every project is different, use this installation guide as a starting point for your lighting design.
To further test the desired effect on your project, use the **photometric files** available on B LIGHT's website.

DOT 45

ORDER CODE

BASE CODE

64050

A . POWER SUPPLY

2 24V DC (20V - 30V) power supply NOT included



L 200/350 mA power supply NOT included

U ETL listed 200/350 mA power supply NOT included

B . KELVIN

4 4000K CRI93

5 3000K CRI93

8 2700K CRI93

D 2200K CRI90

R Red
IP40 ONLY

C . BEAM

2 spot 16°

4 flood 36°

5 wide flood 55°

8 oval flood 15° x 45°

I spot 16° *tilted by 20°*

C black wallwasher

	BASE CODE	A	B	C	D	E	F	
Example:	**64050**	**2**	**5**	**5**	**2**	**A**	**A**	= **64050-2552AA**

D . FINISHES

2 black *RAL 9005*

6 white *RAL 9003*

E . INGRESS PROTECTION

wallwasher

A IP30

fixed

B IP40

C IP65

F . OUTPUT

A 4W (24V DC)
3W (200 mA)

B 7W (24V DC)
6W (350 mA)
2200K WALLWASHER NOT AVAILABLE

ACCESSORIES

REQUIRED ACCESSORIES - *NOT INCLUDED*

	code	output power	input voltage	frequency	IP	dimensions mm	through cut out
Power supply 24V DC*, ON/OFF max No. fixtures	69041	18W / max 2	198-264V	50-60Hz	IP20	L124xW42xH30	NO
	69054	60W / max 8	90-305V	47-63Hz	IP67	L162xW43xH32	NO
Power supply 24V DC*, DALI max No. fixtures	69204	20W / max 2	99-264V	50-60Hz	IP20	L103xW67xH21	NO
Power supply 24V DC*, 1-10V max No. fixtures	69212	20W / max 2	99-264V	50-60Hz	IP20	L103xW67xH21	NO
Power supply 200 mA max No. fixtures	69121	ON/OFF, 8W / max 2	90-264V	50-60Hz	IP20	L115xW34XH19	NO
	69122	1-10V, 10W / max 3	99-264V	50-60Hz	IP20	L111xW52XH22	NO
	69123	DALI, 10W / max 3	198-264V	50-60Hz	IP20	L147xW44xH22	NO
Power supply 350 mA max No. fixtures	69086	ON/OFF, 15W / max 2	90-264V	50-60Hz	IP20	L115xW34XH19	NO
	69090	1-10V, 18W / max 2	99-264V	50-60Hz	IP20	L120xW52XH22	NO
	69079	DALI, 17W / max 3	110-240V	50-60Hz	IP20	L120xW52xH22	NO
Class 2 power supply 200 mA 350 mA ETL listed	Consult **B LIGHT North America** Lighting Group Network T: 212.775.6363 E: info@lightinggroupnetwork.com						

*To choose the power supply, always add a spare 20% as safety margin.
See pag 511 for cable size and max wiring distance from power supply to last connected luminaire

DOT 45 AD

ORDER CODE

BASE CODE

64071

A . POWER SUPPLY

2 24V DC power supply NOT included



U ETL listed 200/350 mA power supply NOT included

L 200/350 mA power supply NOT included

B . KELVIN

4 4000K CRI93

5 3000K CRI93

8 2700K CRI93

D 2200K CRI90

C . BEAM

2 spot 16°

4 flood 36°

5 wide flood 55°

8 oval flood 15° x 45°

	BASE CODE	A	B	C	D	E	F	
Example:	**64071**	**2**	**5**	**5**	**2**	**B**	**A**	= **64071-2552BA**

D . FINISHES

2 black *RAL 9005*

6 white *RAL 9003*

E . INGRESS PROTECTION

B IP40

C IP65

F . OUTPUT

A 4W (24V DC) 3W (200 mA)

B 7W (24V DC) 6W (350 mA)

ACCESSORIES

REQUIRED ACCESSORIES - *NOT INCLUDED*

	code	output power	input voltage	frequency	IP	dimensions mm	through cut out
Power supply 24V DC*, ON/OFF max No. fixtures	69041	18W / max 2	198-264V	50-60Hz	IP20	L124xW42xH30	NO
	69054	60W / max 8	90-305V	47-63Hz	IP67	L162xW43xH32	NO
Power supply 24V DC*, DALI max No. fixtures	69204	20W / max 2	99-264V	50-60Hz	IP20	L103xW67xH21	NO
Power supply 24V DC*, 1-10V max No. fixtures	69212	20W / max 2	99-264V	50-60Hz	IP20	L103xW67xH21	NO
Power supply 200 mA max No. fixtures	69121	ON/OFF, 8W / max 2	90-264V	50-60Hz	IP20	L115xW34XH19	NO
	69122	1-10V, 10W / max 3	99-264V	50-60Hz	IP20	L111xW52XH22	NO
	69123	DALI, 10W / max 3	198-264V	50-60Hz	IP20	L147xW44xH22	NO
Power supply 350 mA max No. fixtures	69086	ON/OFF, 15W / max 2	90-264V	50-60Hz	IP20	L115xW34XH19	NO
	69090	1-10V, 18W / max 2	99-264V	50-60Hz	IP20	L120xW52XH22	NO
	69079	DALI, 17W / max 3	110-240V	50-60Hz	IP20	L120xW52xH22	NO
Class 2 power supply 200 mA 350 mA ETL listed	Consult **B LIGHT North America** Lighting Group Network T: 212.775.6363 E: info@lightinggroupnetwork.com						

*To choose the power supply, always add a spare 20% as safety margin.

See pag 511 for cable size and max wiring distance from power supply to last connected luminaire

LUMINAIRES FOR TOTALLY GLARE FREE ZONES

ATRIA 60 P

PLUS

SPECIFICATIONS

base code	66098
typology	Glare free trimmed downlight with different optics symmetrical or wallwasher light distribution
mounting	In plasterboard using springs (included)
diameter	60 mm / 2.4”
height	symmetrical flush and wallwasher: 56 mm / 2.2”. symmetrical regressed: 70 mm / 2.8”
required depth	symmetrical flush and wallwasher: 70 mm / 2.8”. symmetrical regressed: 85mm / 3.3”.
ceiling cut out	Plasterboard: 52 mm / 2.05”
construction	Fixture and bezel: turning and milling aluminum. Reflector: polycarbonate. Protective glass in PMMA or softening glass complete with silicone gasket
finishes	Powder coated. Heat sink anodized
ingress protection	IP30, IP44 or IP66. North America dry, damp or wet location
lamp type	COB. Remote power supply not included
lamp wattage	6W at 350 mA. **Vf 17,8V DC**. Tunable white: maximum wattage 6W (CH1 + CH2 max 6W, one channel max 6W)
lamp lumens	780lm
delivered lumens	IP30: 675lm (50°) - 700lm (70°) - 570lm (wallwasher) IP44 / IP66: 610lm (50°) - 630lm (70°) - 510lm (wallwasher)
lumen maintenance	50.000h L90
beam	50°, 70° or wallwasher (downlight 25° and wallwasher)
kelvin	2700K CRI93, 3000K CRI93, 4000K CRI93 / 3 step MacAdam ellipse or Tunable white (1800K - 4000K) CRI93
special features	Safe wiring. Two wires dimming. Designed to deliver glare free homogeneous light. UGR<19 (50°), UGR<25 (70°). The wallwasher offers longitudinal cut-off and delivers homogeneous light from the upper edge of the wall to the floor with no visible dark zones
dimming options	Push button, potentiometer, 0-10V, DALI, DMX, KNX. Dimming options depend on power supply and additional control units to be separately ordered as accessories
listings	CE, ETL listed for wet location

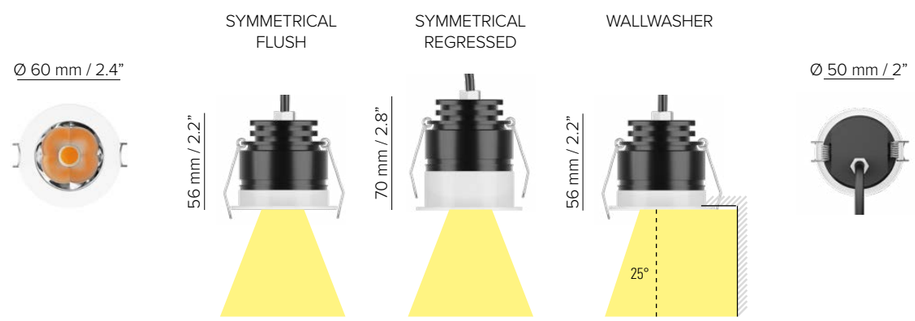

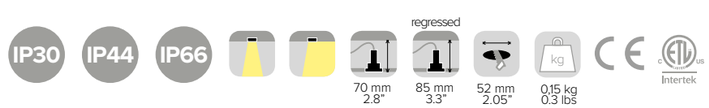

ATRIA 60 P

INSTALLATION GUIDE FOR WALLWASHER

FOR A GOOD UNIFORMITY OF LIGHT ON THE WALL, FOLLOW THESE RULES:

1

The **distance from the wall D** shall be minimum H / 5 and maximum H / 3

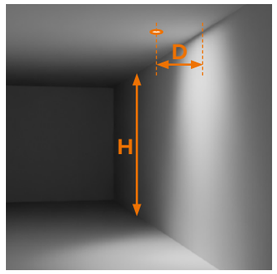

2

The **spacing between luminaires S** shall be minimum the distance **D** from the wall and maximum twice the distance **D x 2** from the wall

ATRIA 60 P
6W, 570lm delivered

H 2,5 m 8' 2"	D_{MIN} 0,5 m 1' 7"	S_{MIN}	0,5 m 1' 7"
		S_{MAX}	1 m 3' 3"
	D_{MAX} 0,8 m 2' 7"	S_{MIN}	0,8 m 2' 7"
		S_{MAX}	1,6 m 5' 3"

INSIDE 60 R
6W, 570lm delivered

SEE PAGE 373

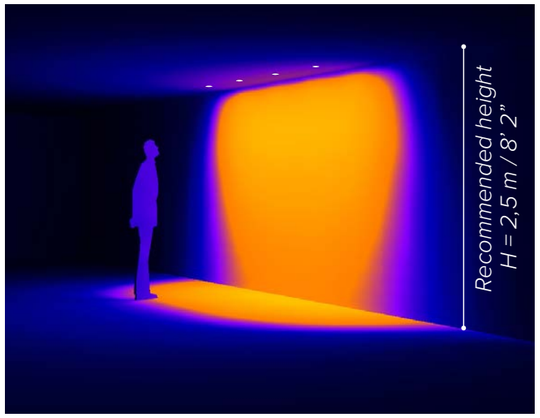

20lx 50lx 100lx 200lx

WALLWASHER OPTIONS

FOR DIFFERENT CEILING HEIGHTS

ATRIA X3 R
30W, 2440lm delivered

SEE PAGE 465

INSIDE 120 R
30W, 2440lm delivered

SEE PAGE 393

ATRIA X3 R
23W, 2025lm delivered

SEE PAGE 465

INSIDE 120 R
23W, 2025lm delivered

SEE PAGE 393

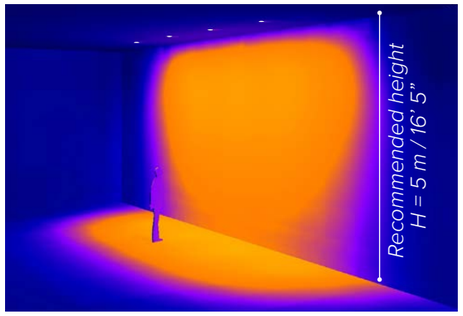

ATRIA XS R
10W, 790lm delivered

SEE PAGE 443

INSIDE 75 R
10W, 790lm delivered

SEE PAGE 379



DOT 45
4W, 220lm delivered

SEE PAGE 429

INSIDE 40 R
4W, 220lm delivered

SEE PAGE 365



20lx 50lx 100lx 200lx

Since every project is different, use this installation guide as a starting point for your lighting design.
To further test the desired effect on your project, use the **photometric files** available on B LIGHT's website.

ATRIA 60 P

WALLWASHER

CONVENTIONAL DOWNLIGHTS



15lx 30lx 60lx 150lx

+ATRIA 60 P

15lx 30lx 60lx 150lx

CONVENTIONAL DOWNLIGHTS

15lx 30lx 60lx 150lx

+ATRIA 60 P

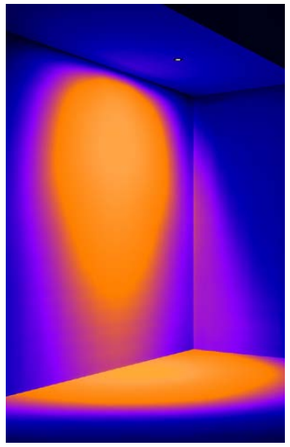

15lx 30lx 60lx 150lx

ATRIA 60 P

ORDER CODE

BASE CODE

66098

A . POWER SUPPLY

- **L** 350 mA power supply NOT included
- **U** ETL listed 350 mA power supply NOT included

B . KELVIN

- **4** 4000K CRI93
- **5** 3000K CRI93
- **8** 2700K CRI93
- **7** tunable white 1800K - 4000K CRI93

C . BEAM

- **5** flood 50°
- **G** flood 50°, softening glass
- **8** wide flood 70°
- **H** wide flood 70°, softening glass
- **A** chrome wallwasher
- **B** white wallwasher
- **C** black wallwasher

	BASE CODE	A	B	C	D	E	F	
Example:	**66098**	**L**	**8**	**A**	**6**	**C**	**A**	= **66098-L8A6CA**

D . FINISHES

- **2** black *RAL 9005*
- **6** white *RAL 9003*
- **F** golden bronze

E . INGRESS PROTECTION

- **A** IP30
- **B** IP44
- **C** IP66

E . OTHER

- **A** flush
- **B** regressed *ONLY 50°, 70°*

WALLWASHER BEAM

A chrome wallwasher

B white wallwasher

C black wallwasher

ACCESSORIES

REQUIRED ACCESSORIES - *NOT INCLUDED*

	code	output power	input voltage	frequency	IP	dimensions mm	through cut out
Power supply 350 mA max No. fixtures	69107	ON/OFF, 10W / max 1	198-264V	50-60Hz	IP20	L100xW43XH23	YES
	69090	1-10V, 18W / max 2	99-264V	50-60Hz	IP20	L120xW52XH22	NO
	69079	DALI, 15W / max 2	110-240V	50-60Hz	IP20	L120xW52xH22	NO
	69205	DALI, 17W / max 2	99-264V	50-60Hz	IP67	L122xW54xH26	NO
Power supply for Tunable white 350 mA max No. fixtures	69118	DALI DT8, 17,5W / max 2	198-264V	50-60Hz	IP20	L123xW79XH30	NO

Class 2 power supply 350 mA
ETL listed

Consult **B LIGHT North America**
Lighting Group Network
T: 212.775.6363
E: info@lightinggroupnetwork.com

Power supply selection

DC **MIN** Output (Vf) < LED **17,8V DC** (Vf) < DC **MAX** Output (Vf)

*To choose the power supply, always add a spare 20% as safety margin.
See pag 511 for cable size and max wiring distance from power supply to last connected luminaire

LUMINAIRES FOR TOTALLY GLARE FREE ZONES

ATRIA XS R

SPECIFICATIONS

base code	66096
typology	Glare free downlight with recessed trim and symmetrical or wallwasher light distribution
mounting	In plasterboard using springs (included)
diameter	78 mm / 3.1”
height	Downlight: 105 mm / 4.2”. Wallwasher downlight: 78 mm / 3.1”
required depth	Downlight: 120 mm / 4.7”. Wallwasher downlight: 100 mm / 3.9”
ceiling cut out	67 mm / 2.64”
construction	Fixture and flange: turning and milling aluminum. Reflector: polycarbonate. Protective glass in PMMA or softening glass complete with silicone gasket
finishes	Powder coated. Heat sink anodized
ingress protection	IP30, IP44 or IP66. North America dry, damp or wet location
lamp type	COB. Remote power supply not included
lamp wattage	10W at 500mA. **Vf 17,8V DC**. Tunable white: maximum wattage 10W (CH1 + CH2 max 10W, one channel max 10W)
lamp lumens	1150lm
delivered lumens	IP30: 850lm (30°) - 930lm (50°) - 970lm (70°) - 790lm (wallwasher) IP44 / IP66: 760lm (30°) - 840lm (50°) - 870lm (70°) - 710lm (wallwasher)
lumen maintenance	50.000h L90
beam	30°, 50°, 70° or wallwasher
kelvin	2700K CRI93, 3000K CRI93, 4000K CRI93 / 3 step MacAdam ellipse or Tunable white (1800K - 4000K) CRI93
special features	Safe wiring Two wires dimming. Designed to deliver glare free homogeneous light. UGR<10 (30°), UGR<19 (50°), UGR<25 (70°). The wallwasher offers longitudinal cut-off and delivers homogeneous light from the upper edge of the wall to the floor with no visible dark zones
dimming options	Push button, potentiometer, 0-10V, DALI, DMX, KNX. Dimming options depend on power supply and additional control units to be separately ordered as accessories
listings	CE, ETL listed for wet location

SYMMETRICAL

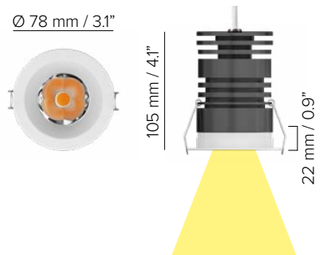

WALLWASHER

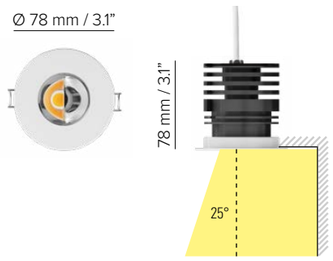

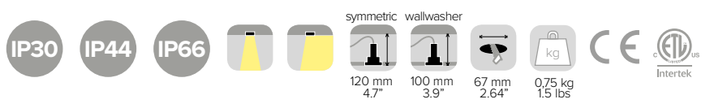

ATRIA XS R

INSTALLATION GUIDE FOR WALLWASHER

FOR A GOOD UNIFORMITY OF LIGHT ON THE WALL, FOLLOW THESE RULES:

1

The **distance from the wall D** shall be minimum H / 5 and maximum H / 3

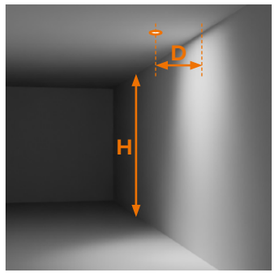

2

The **spacing between luminaires S** shall be minimum the distance **D** from the wall and maximum twice the distance **D x 2** from the wall

ATRIA XS R
10W, 790lm delivered

H 3 m 9' 10"	D_{MIN} 0,6 m 1' 11"	S_{MIN}	0,6 m 1' 11"
		S_{MAX}	1,2 m 3' 11"
	D_{MAX} 1 m 3' 3"	S_{MIN}	1 m 3' 3"
		S_{MAX}	2 m 6' 7"

20lx 50lx 100lx 200lx

WALLWASHER OPTIONS

FOR DIFFERENT CEILING HEIGHTS

ATRIA X3 R
30W, 2440lm delivered

SEE PAGE 465

INSIDE 120 R
30W, 2440lm delivered

SEE PAGE 393

ATRIA X3 R
23W, 2025lm delivered

SEE PAGE 465

INSIDE 120 R
23W, 2025lm delivered

SEE PAGE 393



ATRIA 60 P
6W, 570lm delivered

SEE PAGE 437



INSIDE 60 R
6W, 570lm delivered

SEE PAGE 373





DOT 45
4W, 220lm delivered

SEE PAGE 429

INSIDE 40 R
4W, 220lm delivered

SEE PAGE 365



20lx 50lx 100lx 200lx

Since every project is different, use this installation guide as a starting point for your lighting design.
To further test the desired effect on your project, use the **photometric files** available on B LIGHT's website.

ATRIA XS R

ACCESSORIES

BASE CODE

66096

A . POWER SUPPLY

- **L** 500 mA power supply NOT included
- **U** ETL listed 500 mA power supply NOT included

B . KELVIN

- **4** 4000K CRI93
- **5** 3000K CRI93
- **8** 2700K CRI93
- **7** tunable white 1800K - 4000K CRI93

C . BEAM

- **4** spot 30°
- **F** spot 30°, softening glass
- **5** flood 50°
- **G** flood 50°, softening glass
- **8** wide flood 70°
- **H** wide flood 70°, softening glass
- **A** chrome wallwasher
- **C** black wallwasher

	BASE CODE	A	B	C	D	E	
Example:	**66096**	**L**	**8**	**A**	**6**	**C**	= **66096-L8A6C**

D . FINISHES

- **2** black *RAL 9005*

- **6** white *RAL 9003*

E . INGRESS PROTECTION

- **A** IP30
- **B** IP44
- **C** IP66

WALLWASHER BEAM

A chrome wallwasher

C black wallwasher

WALLWASHER

ATRIA XS R

ACCESSORIES

REQUIRED ACCESSORIES - *NOT INCLUDED*

	code	output power	input voltage	frequency	IP	dimensions mm	through cut out
Power supply 500 mA max No. fixtures	69109	ON/OFF, 10W / max 1	198-264V	50-60Hz	IP20	L100xW43XH23	YES
	69091	1-10V, 20W / max 2	99-264V	50-60Hz	IP20	L120xW52XH22	YES
	69080	DALI, 20W / max 2	220-240V	50-60Hz	IP20	L120xW52xH22	YES
	69206	DALI, 24W / max 2	99-264V	50-60Hz	IP67	L122xW54xH26	YES
Power supply for Tunable white 500 mA max No. fixtures	69119	DALI DT8, 25W / max 2	198-264V	50-60Hz	IP20	L123xW79XH30	NO

Class 2 power supply 500 mA
listed

Consult **B LIGHT North America**
Lighting Group Network
T: 212.775.6363
E: info@lightinggroupnetwork.com

Power supply selection

DC **MIN** Output (Vf)	<	LED **17,8V DC** (Vf)	<	DC **MAX** Output (Vf)

See pag 511 for cable size and max wiring distance from power supply to last connected luminaire



ATRIA 90 WW

LIGHT IS CONVEYED PRECISELY TOWARDS THE WALL
FROM THE UPPER EDGE TO THE LOWER EDGE

ATRIA 60 WW / ATRIA 90 WW

NEW

PLUS

LUMINAIRES FOR TOTALLY GLARE FREE ZONES

SPECIFICATIONS

base code	ATRIA 60 WW: 66128 - ATRIA 90 WW: 66127
typology	Glare free trimmed wallwasher for exterior use
mounting	In plasterboard using springs (included)
diameter	ATRIA 60 WW: 59 mm / 2.3” - ATRIA 90 WW : 90 mm / 3.5”
height	ATRIA 60 WW: 64 mm / 2.5” - ATRIA 90 WW : 83 mm / 3.3”
required depth	ATRIA 60 WW: 75 mm / 2.9” - ATRIA 90 WW : 95 mm / 3.8”
ceiling cut out	ATRIA 60 WW: 48 mm / 1.9” - ATRIA 90 WW : 80 mm / 3.14”
construction	Fixture and flange: turning and milling aluminum. Reflector: polycarbonate. Protective glass or PMMA complete with silicone gasket
finishes	Powder coated
ingress protection	IP66. North America wet location
lamp type	LED array on printed circuit board. Remote power supply not included
lamp wattage	ATRIA 60 WW: 3W at 24V DC. North America: 3W at 24V DC ATRIA 90 WW: 8W at 48V DC. North America: 8W at 24V DC
lamp lumens	ATRIA 60 WW: 230lm - ATRIA 90 WW: 720lm
delivered lumens	ATRIA 60 WW: 140lm - ATRIA 90 WW: 470lm
lumen maintenance	50.000h L90
beam	Wallwasher: 5° - 75° towards the wall
kelvin	2200K CRI90, 2700K CRI93, 3000K CRI93 and 4000K CRI93 / 3 step MacAdam ellipse
special features	48V DC: unpolarized electronic system. 24V DC: reverse polarity protection. Thermal Sensor. Safe wiring. Two wires dimming. Thanks to the design of the reflector, the luminare offers longitudinal cut-off and delivers homogeneous light from the upper edge of the wall to the floor with no visible dark zones
dimming options	Push button, potentiometer, 0-10V, DALI, DMX, KNX. Dimming options depend on power supply and additional control units to be separately ordered as accessories
listings	CE, ETL listed for wet location

ATRIA 60 WW

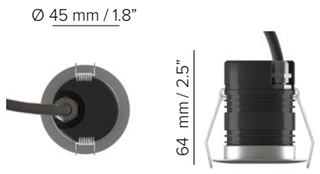

ATRIA 90 WW

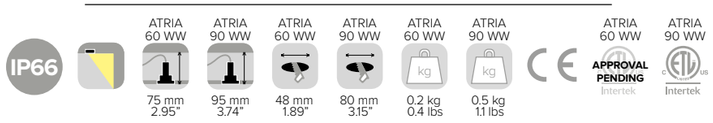

ATRIA 60 WW / ATRIA 90 WW

INSTALLATION GUIDE FOR ATRIA 60 WW

FOR A GOOD UNIFORMITY OF LIGHT ON THE WALL, FOLLOW THESE RULES:

1

The **distance from the wall D** shall be H / 5

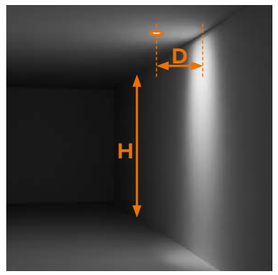

2

The **spacing between luminaires S** shall be **D x 0,8**

20lx 50lx 100lx 200lx

Example

H	3 m / 9' 10"	D	H / 5 = 0,6 m / 24"
		S	D x 0,8 = 0,5 m / 20"

INSTALLATION GUIDE FOR ATRIA 90 WW

FOR A GOOD UNIFORMITY OF LIGHT ON THE WALL, FOLLOW THESE RULES:

1

The **distance from the wall D** shall be H / 5

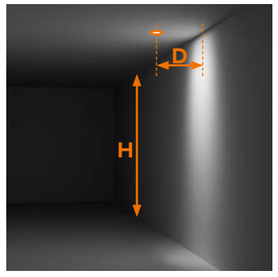

2

The **spacing between luminaires S** shall be **D x 0,8**

20lx 50lx 100lx 200lx

Example

H	3 m / 9' 10"	D	H / 5 = 0,6 m / 24"
		S	D x 0,8 = 0,5 m / 20"

Since every project is different, use this installation guide as a starting point for your lighting design.
To further test the desired effect on your project, use the **photometric files** available on B LIGHT's website.

ATRIA 60 WW

ORDER CODE

BASE CODE

66128

A . POWER SUPPLY

- **9** 24V DC power supply NOT included
- **R** ETL listed 24V DC power supply NOT included

B . KELVIN

- **4** 4000K CRI93
- **5** 3000K CRI93
- **8** 2700K CRI93
- **D** 2200K CRI90

C . BEAM

- **W** Wallwasher

	BASE CODE	A	B	C	D	
Example:	**66128**	**9**	**8**	**W**	**6**	= **66128-98W6**

D . FINISHES

- **2** black *RAL 9005*
- **6** white *RAL 9003*
- **A** grey RAL 9006

ACCESSORIES

REQUIRED ACCESSORIES - *NOT INCLUDED*

	code	output power	input voltage / frequency		IP	dimensions mm
Power supply 24V DC, ON/OFF*	69041	18W	198-264V	50-60Hz	IP20	L124xW42xH30
Power supply 24V DC, 1-10V[1]	69062	60W	90-305V	50-60Hz	IP67	L171xW62xH37
Power supply 24V DC, DALI [1]	69201	75W	100-305V	47-63Hz	IP67	L180xW63xH36

[1] for a perfect dimming, it is necessary that the power supply is saturated to 100%

Class 2 power supply 24V DC
ETL listed

Consult **B LIGHT North America**
Lighting Group Network
T: 212.775.6363
E: info@lightinggroupnetwork.com

*To choose the power supply, always add a spare 20% as safety margin.
See pag 511 for cable size and max wiring distance from power supply to last connected luminaire

ATRIA 90 WW
EXCELLENT VERTICAL UNIFORMITY:
LIGHT IS CONVEYED PRECISELY TOWARDS THE WALL
FROM THE UPPER EDGE TO THE LOWER EDGE

ATRIA 90 WW

ORDER CODE

BASE CODE

66127

A . POWER SUPPLY

- **8** 48V DC power supply NOT included
- **R** ETL listed 24V DC power supply NOT included

B . KELVIN

- **4** 4000K CRI93
- **5** 3000K CRI93
- **8** 2700K CRI93
- **D** 2200K CRI90 *NORTH AMERICA ONLY*
- **I** 2200K CRI80

C . BEAM

- **W** Wallwasher

Example:	BASE CODE	A	B	C	D	
	66127	**8**	**8**	**W**	**6**	= **66127-88W6**

D . FINISHES

- **2** black *RAL 9005*

- **6** white *RAL 9003*

- **A** grey RAL 9006

ACCESSORIES

REQUIRED ACCESSORIES - *NOT INCLUDED*

	code	output power	input voltage	frequency	IP	dimensions mm	through cut out
Power supply 48V DC, ON/OFF*	69181	40W	90-305V	47-63Hz	IP54	L163xW43xH32	NO
	69182	60W	90-305V	47-63Hz	IP54	L163xW43xH32	NO
	69187	100W	90-305V	47-63Hz	IP67	L220xW68xH39	NO
Power supply 48V DC, 1-10V[1] or ON/OFF* ambient temperature up to 60° C	69185	40W	90-305V	47-63Hz	IP67	L171xW62xH37	NO
	69186	60W	90-305V	47-63Hz	IP67	L171xW62xH37	NO
	69187	100W	90-305V	47-63Hz	IP67	L220xW68xH39	NO
Power supply 48V DC, DALI[1] ambient temperature up to 60° C	69195	75W	100-305V	47-63Hz	IP67	L180xW63xH36	NO
	69196	100W	100-305V	47-63Hz	IP67	L199xW63xH36	NO
	[1] for a perfect dimming, it is necessary that the power supply is saturated to 100%						
Power supply 48V DC, 1-10V and DALI	69096	55W	99-264V	50-60Hz	IP20	L129xW76xH30	NO
Power supply 48V DC, 0-10V	69097	120W	90-305V	47-63Hz	IP67	L191xW63xH38	NO
Class 2 power supply 24V DC ETL listed	Consult **B LIGHT North America** Lighting Group Network T: 212.775.6363 E: info@lightinggroupnetwork.com						

*To choose the power supply, always add a spare 20% as safety margin.
See pag 511 for cable size and max wiring distance from power supply to last connected luminaire

ATRIA X1

ATRIA X1 R

ATRIA X1 R / ATRIA X1

SPECIFICATIONS

base code	ATRIA X1 R: 66121 - ATRIA X1: 66111
typology	Round downlight with recessed trim (ATRIA X1 R) or flat trim (ATRIA X1)
mounting	In plasterboard using springs (included), or in concrete using o-ring and aluminum housing box (code 69314) to be separately ordered as accessory
diameter	99 mm / 3.9”
height	ATRIA X1 R: 116 mm / 4.6” - ATRIA X1: 97 mm / 3.8”
required depth	ATRIA X1 R: 140 mm / 5.5” - ATRIA X1: 120 mm / 4.8” if mounting in plasterboard 140 mm / 5.5” if mounting in concrete
first fit requirement	Yes, separate housing box for concrete (code 69314)
ceiling cut out	Plasterboard and concrete: 90 mm / 3.54”
construction	Fixture and flange: turning and milling aluminum. Reflector: polycarbonate. Protective glass in PMMA complete with silicone gasket. Aluminum housing box
finishes	Anodized or powder coated when painted. Heat sink anodized.
ingress protection	IP66. North America wet location
lamp type	COB. Remote power supply not included
lamp wattage	16W at 48V DC and 500 mA. North America: 16W at 500 mA
lamp lumens	2700K CRI93 - 1780lm, 3000K CRI93 - 1840lm, 4000K CRI93 - 1970lm
delivered lumens	1300lm (3000K CRI93, 36°)
lumen maintenance	50.000h L90
beam	15°, 36°, 51°
kelvin	2700K CRI93, 3000K CRI93 and 4000K CRI93 / 3 step MacAdam ellipse
special features	48V DC: unpolarized electronic system. Thermal Sensor. Safe wiring. Two wires dimming
dimming options	Push button, potentiometer, 0-10V, DALI, DMX, KNX. Dimming options depend on power supply and additional control units to be separately ordered as accessories
listings	CE, ETL listed for wet location

ATRIA X1 R



ATRIA X1

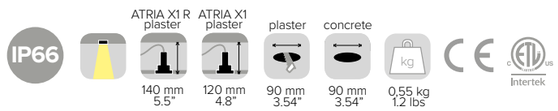

ATRIA X1 R / ATRIA X1

ORDER CODE

BASE CODE

66121	ATRIA X1 R
66111	ATRIA X1

A . POWER SUPPLY

8	48V DC power supply NOT included
L	500 mA power supply NOT included
U	ETL listed 500 mA power supply NOT included

B . KELVIN

4	4000K CRI93
5	3000K CRI93
8	2700K CRI93

C . BEAM

2	spot 15°
4	flood 36°
5	wide flood 51°

	BASE CODE	A	B	C	D	E	
Example:	**66111**	**8**	**8**	**4**	**6**	**A**	= **66111-8846A**

D . FINISHES

1	grey anodized	
2	black *RAL 9005*	
6	white *RAL 9003*	

E . OTHER

A	springs	
B	o-ring[1]	

[1] with housing box cod. 69314 only

ATRIA X1 R / ATRIA X1

ACCESSORIES

REQUIRED ACCESSORIES - *NOT INCLUDED*

	code	output power	input voltage	frequency	IP	dimensions mm	through cut out
Power supply 48V DC*, ON/OFF	69181	40W	90-305V	47-63Hz	IP54	L163xW43xH32	NO
	69182	60W	90-305V	47-63Hz	IP54	L163xW43xH32	NO
	69187	100W	90-305V	47-63Hz	IP67	L220xW68xH39	NO
	69188	150W	90-305V	47-63Hz	IP67	L228xW68xH39	NO
Power supply 48V DC*, ON/OFF ambient temperature up to 60° C	69185	40W	90-305V	47-63Hz	IP67	L171xW62xH37	NO
	69186	60W	90-305V	47-63Hz	IP67	L171xW62xH37	NO
	69187	100W	90-305V	47-63Hz	IP67	L220xW68xH39	NO
	69188	150W	90-305V	47-63Hz	IP67	L228xW68xH39	NO
Power supply 48V DC* DALI[1]	69195	75W	100-305V	47-63Hz	IP67	L180xW63xH36	NO
Power supply 48V DC, 1-10V and DALI	69096	55W	99-264V	50-60Hz	IP20	L129xW76xH30	YES
Power supply 500 mA max No. fixtures	69088	ON/OFF, 20W / max 1	100-264V	50-60Hz	IP20	L135xW38XH28	YES
	69091	1-10V, 20W / max 1	99-264V	50-60Hz	IP20	L120xW52XH22	YES
	69080	DALI, 20W / max 1	220-240V	50-60Hz	IP20	L120xW52xH22	YES
	69206	DALI, 24W / max 1	99-264V	50-60Hz	IP67	L122xW54xH26	YES

[1] for a perfect dimming, it is necessary that the power supply is saturated to 100%

Class 2 power supply 500 mA ETL listed

Consult **B LIGHT North America**
Lighting Group Network
T: 212.775.6363
E: info@lightinggroupnetwork.com

OPTIONAL ACCESSORIES

69314

code	description	dimensions mm
69314	housing box for concrete	Ø90xH140

*To choose the power supply, always add a spare 20% as safety margin.
See pag 511 for cable size and max wiring distance from power supply to last connected luminaire

ATRIA X2 R

SPECIFICATIONS

base code	66125
typology	Round downlight with recessed trim
mounting	In plasterboard using springs (included)
diameter	119 mm / 4.7”
height	141 mm / 5.6”
required depth	160 mm / 6.3”
ceiling cut out	110 mm / 4.33”
construction	Fixture and flange: turning and milling aluminum. Reflector: polycarbonate Protective glass complete with silicone gasket
finishes	Anodized or powder coated when painted. Heat sink anodized.
ingress protection	IP66. North America wet location
lamp type	COB. Remote power supply not included
lamp wattage	20W at 48V DC and 700 mA. North America: 20W at 700 mA
lamp lumens	2700K CRI93 - 1780lm, 3000K CRI93 - 1840lm, 4000K CRI93 - 1970lm
delivered lumens	2085lm (3000K CRI93, 45°)
lumen maintenance	50.000h L90
beam	22°, 45°, 58°
kelvin	2700K CRI93, 3000K CRI93 and 4000K CRI93 / 3 step MacAdam ellipse
special features	48V DC: unpolarized electronic system. Thermal Sensor. Safe wiring. Two wires dimming
dimming options	Push button, potentiometer, 0-10V, DALI, DMX, KNX. Dimming options depend on power supply and additional control units to be separately ordered as accessories
listings	CE, ETL listed for wet location



ATRIA X2 R

ORDER CODE

BASE CODE

66125

A . POWER SUPPLY

- **8** 48V DC power supply NOT included
- **L** 700 mA power supply NOT included
- **U** ETL listed 700 mA power supply NOT included

B . KELVIN

- **4** 4000K CRI93
- **5** 3000K CRI93
- **8** 2700K CRI93

C . BEAM

- **2** spot 22°
- **4** flood 45°
- **5** wide flood 58°

	BASE CODE	A	B	C	D	
Example:	**66125**	**8**	**8**	**4**	**6**	= **66125-8846**

D . FINISHES

- **1** grey anodized
- **2** black *RAL 9005*
- **6** white *RAL 9003*

ACCESSORIES

REQUIRED ACCESSORIES - *NOT INCLUDED*

	code	output power	input voltage	frequency	IP	dimensions mm	through cut out
Power supply 48V DC*, ON/OFF	69181	40W	90-305V	47-63Hz	IP54	L163xW43xH32	YES
	69182	60W	90-305V	47-63Hz	IP54	L163xW43xH32	YES
	69187	100W	90-305V	47-63Hz	IP67	L220xW68xH39	YES
	69188	150W	90-305V	47-63Hz	IP67	L228xW68xH39	NO
Power supply 48V DC*, ON/OFF ambient temperature up to 60° C	69185	40W	90-305V	47-63Hz	IP67	L171xW62xH37	YES
	69186	60W	90-305V	47-63Hz	IP67	L171xW62xH37	YES
	69187	100W	90-305V	47-63Hz	IP67	L220xW68xH39	YES
	69188	150W	90-305V	47-63Hz	IP67	L228xW68xH39	NO
Power supply 48V DC, DALI[1]	69195	75W	100-305V	47-63Hz	IP67	L180xW63xH36	YES
	69196	100W	100-305V	47-63Hz	IP67	L199xW63xH36	YES
	69197	150W	100-305V	47-63Hz	IP67	L219xW63xH36	NO
	[1] for a perfect dimming, it is necessary that the power supply is saturated to 100%						
Power supply 48V DC, 1-10V and DALI	69096	55W	99-264V	50-60Hz	IP20	L129xW76xH30	YES
Power supply 700 mA max No. fixtures	69089	ON/OFF, 25W / max 1	176-264V	50-60Hz	IP20	L135xW38XH28	YES
	69092	1-10V, 25W / max 1	99-264V	50-60Hz	IP20	L103xW67XH21	YES
	69074	DALI, 32W / max 1	110-240V	50-60Hz	IP20	L103xW67xH21	YES
	69207	DALI, 30W / max 1	99-264V	50-60Hz	IP67	L122xW54xH26	YES
Class 2 power supply 700 mA ETL listed	Consult **B LIGHT North America** Lighting Group Network T: 212.775.6363 E: info@lightinggroupnetwork.com						

*To choose the power supply, always add a spare 20% as safety margin.

See pag 511 for cable size and max wiring distance from power supply to last connected luminaire

ATRIA X3 R

LUMINAIRES FOR TOTALLY GLARE FREE ZONES

SPECIFICATIONS

base code	64140
typology	Glare free downlight with recessed trim and symmetrical or wallwasher
mounting	In plasterboard using springs (included)
diameter	129 mm / 5.1”
height	Symmetrical 30°: 183 mm / 7.2”. Symmetrical 50°: 153 mm / 6”. Wallwasher: 121 mm / 4.8”
required depth	Symmetrical 30°: 190 mm / 7.5”. Symmetrical 50°: 160 mm / 6.3”. Wallwasher: 130 mm / 5.1”
ceiling cut out	120 mm / 4.72”
construction	Fixture and flange: turning and milling aluminum. Extruded aluminum heat sink. Reflector: polycarbonate
finishes	Powder coated. Heat sink anodized
ingress protection	IP20. North America dry location
lamp type	COB. Remote power supply not included
lamp wattage	23W at 700 mA, 30W at 900 mA Tunable white: maximum wattage 30W (CH1 + CH2 max 30W, one channel max 30W)
lamp lumens	23W: 2560lm. 30W: 3300lm
delivered lumens	23W: 1775lm (30°) - 1760lm (50°) - 2025lm (wallwasher) 30W: 2145lm (30°) - 2190lm (50°) - 2440lm (wallwasher)
lumen maintenance	50.000h L90
beam	30°, 50° or wallwasher
kelvin	2700K CRI93, 3000K CRI93 and 4000K CRI93 / 3 step MacAdam ellipse or Tunable white (1800K - 4000K) CRI93
special features	Safe wiring. Two wires dimming. Designed with symmetrical and wallwasher reflectors, delivers glare free homogeneous light. UGR<10 (30°), UGR<19 (50°). The wallwasher offers longitudinal cut-off and delivers homogeneous light from the upper edge of the wall to the floor with no visible dark zones
dimming options	Push button, potentiometer, 0-10V, DALI, DMX, KNX. Dimming options depend on power supply and additional control units to be separately ordered as accessories
listings	CE, ETL listed for dry location

SYMMETRICAL

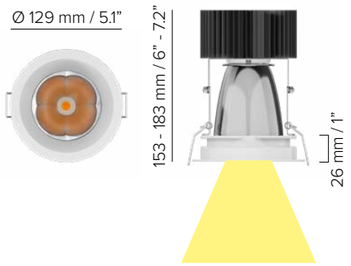

WALLWASHER

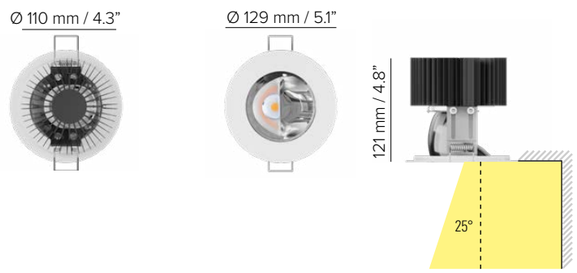

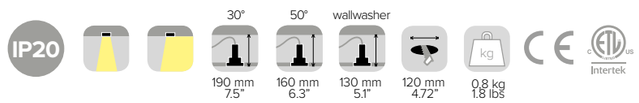

ATRIA X3 R

INSTALLATION GUIDE FOR WALLWASHER

FOR A GOOD UNIFORMITY OF LIGHT ON THE WALL, FOLLOW THESE RULES:

1

The **distance from the wall D** shall be minimum H / 5 and maximum H / 3

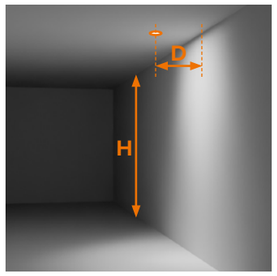

2

The **spacing between luminaires S** shall be minimum the distance **D** from the wall and maximum twice the distance **D x 2** from the wall

ATRIA X3 R at 700mA
23W, 2025lm delivered

H 5 m 16' 5"	D_{MIN}	1 m 3' 3"	S_{MIN}	1 m 3' 3"
			S_{MAX}	2 m 6' 7"
	D_{MAX}	1,6 m 5' 3"	S_{MIN}	1,6 m 5' 3"
			S_{MAX}	3,2 m 10' 6"



ATRIA X3 R at 900mA
30W, 2440lm delivered

H 7 m 22' 12"	D_{MIN}	1,4 m 4' 7"	S_{MIN}	1,4 m 4' 7"
			S_{MAX}	2,8 m 9'2"
	D_{MAX}	2,3 m 7' 7"	S_{MIN}	2,3 m 7' 7"
			S_{MAX}	4,6 m 15' 1"



20lx 50lx 100lx 200lx

WALLWASHER OPTIONS

FOR DIFFERENT CEILING HEIGHTS

ATRIA XS R
10W, 790lm delivered

SEE PAGE 443



INSIDE 75 R
10W, 790lm delivered

SEE PAGE 379

ATRIA 60 P
6W, 570lm delivered

SEE PAGE 437



INSIDE 60 R
6W, 570lm delivered

SEE PAGE 373



DOT 45
4W, 220lm delivered

SEE PAGE 429

INSIDE 40 R
4W, 220lm delivered

SEE PAGE 365



20lx 50lx 100lx 200lx

Since every project is different, use this installation guide as a starting point for your lighting design.
To further test the desired effect on your project, use the **photometric files** available on B LIGHT's website.

ATRIA X3 R

ORDER CODE

BASE CODE

64140

A . POWER SUPPLY

- **L** 700/900 mA power supply NOT included
- **U** ETL listed 700/900 mA power supply NOT included

B . KELVIN

- **4** 4000K CRI93
- **5** 3000K CRI93
- **8** 2700K CRI93
- **7** tunable white 1800K - 4000K CRI93

C . BEAM

- **4** spot 30°
- **5** flood 50°
- **A** chrome wallwasher
- **C** black wallwasher

	BASE CODE	A	B	C	D	
Example:	**64140**	**L**	**5**	**A**	**6**	= **64140-L5A6**

D . FINISHES

- **2** black *RAL 9005*

- **6** white *RAL 9003*

WALLWASHER BEAM

ACCESSORIES

REQUIRED ACCESSORIES - *NOT INCLUDED*

	code	output power	input voltage	frequency	IP	dimensions mm	through cut out
23W output Power supply 700 mA max No. fixtures	69089	ON/OFF, 25W / max 1	176-264V	50-60Hz	IP20	L135xW38XH28	YES
	69092	1-10V, 25W / max 1	99-264V	50-60Hz	IP20	L103xW67XH21	YES
	69074	DALI, 32W / max 1	110-240V	50-60Hz	IP20	L103xW67xH21	YES
30W output Power supply 900 mA max No. fixtures	69094	ON/OFF, 38W / max 1	176-264V	50-60Hz	IP20	L130xW42XH30	YES
	69093	1-10V, 50W / max 1	99-264V	50-60Hz	IP20	L129xW76xH30	YES
	69077	DALI, 60W / max 2	99-264V	50-60Hz	IP20	L129xW76xH30	YES

Class 2 power supply
700 mA
900 mA
ETL listed

Consult **B LIGHT North America**
Lighting Group Network
T: 212.775.6363
E: info@lightinggroupnetwork.com

*To choose the power supply, always add a spare 20% as safety margin.
See pag 511 for cable size and max wiring distance from power supply to last connected luminaire

BASTER XS R

SPECIFICATIONS

base code	66142
typology	Glare free adjustable downlight
mounting	In plasterboard using springs (included)
diameter	96 mm / 3.8”
height	110 mm / 4.3”
required depth	145 mm / 5.7”
ceiling cut-out	83 mm / 3.27”
construction	Fixture and flange: turning and milling aluminum. Reflector: polycarbonate. Protective glass in PMMA or softening glass
finishes	Powder coated
ingress protection	IP30, IP44 or IP66. North America dry, damp or wet location
lamp type	COB. Remote power supply not included
lamp wattage	10W at 500mA. **Vf 17,8V DC**. Tunable white: maximum wattage 10W (CH1 + CH2 max 10W, one channel max 10W)
lamp lumens	980lm
delivered lumens	IP30: 850lm (30°) - 930lm (50°) - 970lm (70°) IP44 / IP66: 760lm (30°) - 840lm (50°) - 870lm (70°)
lumen maintenance	50.000h L90
beam	30°, 50°, 70°. The optical system can be rotated by 360° around the vertical axis. Inclination angle adjustable from below 0° to 15°
kelvin	2700K CRI93, 3000K CRI93, 4000K CRI93 / 3 step MacAdam ellipse or Tunable white (1800K - 4000K) CRI93
special features	Safe wiring. Two wires dimming. Designed with high performance reflectors, delivers glare free homogeneous light. UGR<10 (30°), UGR<19 (50°), UGR<25 (70°)
dimming options	Push button, potentiometer, 0-10V, DALI, DMX, KNX. Dimming options depend on power supply and additional control units to be separately ordered as accessories
listings	CE, ETL listed for wet location

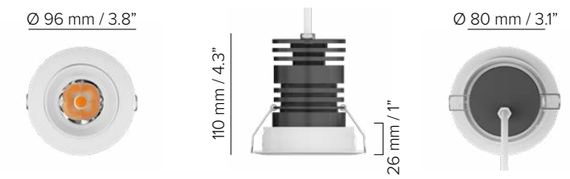

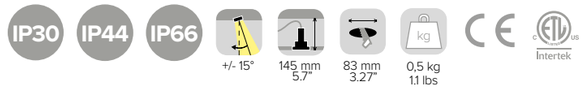

BASTER XS R

ORDER CODE

BASE CODE

66142

A . POWER SUPPLY

- **L** 500 mA power supply NOT included
- **U** ETL listed 500 mA power supply NOT included

B . KELVIN

- **4** 4000K CRI93
- **5** 3000K CRI93
- **8** 2700K CRI93
- **7** tunable white 1800K - 4000K CRI93

C . BEAM

- **4** spot 30°
- **F** spot 30°, softening glass
- **5** flood 50°
- **G** flood 50°, softening glass
- **8** wide flood 70°
- **H** wide flood 70°, softening glass

	BASE CODE	A	B	C	D	E	
Example:	**66142**	**L**	**8**	**4**	**6**	**A**	= **66142-L846A**

D . FINISHES

- **2** black *RAL 9005*
- **6** white *RAL 9003*
- **A** grey *RAL 9006*

E . INGRESS PROTECTION

- **A** IP30
- **B** IP44
- **C** IP66



BASTER XS R

ACCESSORIES

REQUIRED ACCESSORIES - *NOT INCLUDED*

	code	output power	input voltage	frequency	IP	dimensions mm	through cut out
Power supply 500 mA max No. fixtures	69109	ON/OFF, 10W / max 1	198-264V	50-60Hz	IP20	L100xW43XH23	YES
	69091	1-10V, 20W / max 2	99-264V	50-60Hz	IP20	L120xW52XH22	YES
	69080	DALI, 20W / max 2	220-240V	50-60Hz	IP20	L120xW52xH22	YES
	69206	DALI, 24W / max 2	99-264V	50-60Hz	IP67	L122xW54xH26	YES
Power supply for Tunable white 500 mA max No. fixtures	69119	DALI DT8, 25W / max 2	198-264V	50-60Hz	IP20	L123xW79XH30	NO

Class 2 power supply 500 mA
ETL listed

Consult **B LIGHT North America**
Lighting Group Network
T: 212.775.6363
E: info@lightinggroupnetwork.com

Power supply selection

DC **MIN** Output (Vf) < LED **17,8V DC** (Vf) < DC **MAX** Output (Vf)

reflector only (IP30)

with clear glass (IP44 / IP66)

with softening glass (IP44 / IP66)

See pag 511 for cable size and max wiring distance from power supply to last connected luminaire

BASTER X1 R

SPECIFICATIONS

base code	64222
typology	Adjustable downlight
mounting	In plasterboard using springs (included)
diameter	129 mm / 5.1”
height	113 mm / 4.5”
required depth	135 mm / 5.3”
ceiling cut out	116 mm / 4.57”
construction	Fixture and flange: turning and milling aluminum. Reflector: polycarbonate. Protective glass or PMMA complete with silicone gasket
finishes	Powder coated. Heat sink anodized
ingress protection	IP66. North America wet location
lamp type	COB. Remote power supply not included
lamp wattage	16W at 48V DC and 500 mA. North America: 16W at 500 mA
lamp lumens	2700K CRI93 - 1780lm, 3000K CRI93 - 1840lm, 4000K CRI93 - 1970lm
delivered lumens	1300lm (3000K CRI93, 36°)
lumen maintenance	50.000h L90
beam	15°, 36°, 51°. The optical system can be rotated by 360° around the vertical axis. Inclination angle adjustable from below 0° to 17°
kelvin	2700K CRI93, 3000K CRI93 and 4000K CRI93 / 3 step MacAdam ellipse
special features	48V DC: unpolarized electronic system. Thermal Sensor. Safe wiring. Two wires dimming
dimming options	Push button, potentiometer, 0-10V, DALI, DMX, KNX. Dimming options depend on power supply and additional control units to be separately ordered as accessories
listings	CE, ETL listed for wet location



BASTER X1 R

ORDER CODE

BASE CODE

64222

A . POWER SUPPLY

- **8** 48V DC power supply NOT included
- **L** 500 mA power supply NOT included
- **U** listed 500 mA power supply NOT included

B . KELVIN

- **4** 4000K CRI93
- **5** 3000K CRI93
- **8** 2700K CRI93

C . BEAM

- **2** spot 15°
- **4** flood 36°
- **5** wide flood 51°

	BASE CODE	A	B	C	D	
Example:	**64222**	**8**	**8**	**4**	**6**	= **64222-8846**

D . FINISHES

- **6** white *RAL 9003*
- **A** grey *RAL 9006*

ACCESSORIES

REQUIRED ACCESSORIES - *NOT INCLUDED*

	code	output power	input voltage	frequency	IP	dimensions mm	through cut out
Power supply 48V DC*, ON/OFF	69181	40W	90-305V	47-63Hz	IP54	L163xW43xH32	NO
	69182	60W	90-305V	47-63Hz	IP54	L163xW43xH32	NO
	69187	100W	90-305V	47-63Hz	IP67	L220xW68xH39	NO
	69188	150W	90-305V	47-63Hz	IP67	L228xW68xH39	NO
Power supply 48V DC*, ON/OFF ambient temperature up to 60° C	69185	40W	90-305V	47-63Hz	IP67	L171xW62xH37	NO
	69186	60W	90-305V	47-63Hz	IP67	L171xW62xH37	NO
	69187	100W	90-305V	47-63Hz	IP67	L220xW68xH39	NO
	69188	150W	90-305V	47-63Hz	IP67	L228xW68xH39	NO
Power supply 48V DC*, DALI[1]	69195	75W	100-305V	47-63Hz	IP67	L180xW63xH36	NO
	[1]for a perfect dimming, it is necessary that the power supply is saturated to 100%						
Power supply 48V DC, 1-10V and DALI	69096	55W	99-264V	50-60Hz	IP20	L129xW76xH30	YES
Power supply 500 mA max No. fixtures	69088	ON/OFF, 20W / max 1	100-264V	50-60Hz	IP20	L135xW38XH28	YES
	69091	1-10V, 20W / max 1	99-264V	50-60Hz	IP20	L120xW52XH22	YES
	69080	DALI, 20W / max 1	220-240V	50-60Hz	IP20	L120xW52xH22	YES
	69206	DALI, 24W / max 1	99-264V	50-60Hz	IP67	L122xW54xH26	YES
Class 2 power supply 500 mA listed	Consult **B LIGHT North America** Lighting Group Network T: 212.775.6363 E: info@lightinggroupnetwork.com						

*To choose the power supply, always add a spare 20% as safety margin.

See pag 511 for cable size and max wiring distance from power supply to last connected luminaire

STEPLIGHTS

indoor and outdoor

DOT 30 FW
FLOORWASHER
Ø 29 mm - D 21 mm
Ø 1.1" - D 0.8"
IP30

ATRIA FW
FLOORWASHER
Ø 103 mm - D 83 mm
Ø 4.1" - D 3.3"
IP66

ELLIPSE 60
H 58 mm - D 128 mm
H 2.3" - D 5"
IP40 / IP67

ELLIPSE 100
H 101 mm - D 180 mm
H 4" - D 7.1"
IP40

MICRO MEREZ
Ø 28 mm - D 29 mm
Ø 1.1" - D 1.1"
IP65

MINI MEREZ
Ø 28 mm - D 40 mm
Ø 1.1" - D 1.6"
IP65

MEREZ
Ø 58 mm - D 47 mm
Ø 2.3" - D 1.9"
IP65

KUADRO 50 ROUND
Ø 50 mm - D 15 mm
Ø 2" - D 0.6"
IP40 / IP65

KUADRO 50 SQUARE
50 x 50 mm - D 15 mm
2"x 2" - D 0.6"
IP40 / IP65



DOT 30 FW

LUMINAIRES FOR TOTALLY GLARE FREE ZONES

SPECIFICATIONS

base code	64051
typology	Glare free compact steplight with asymmetrical light distribution
mounting	In any material using springs (included)
diameter	29 mm / 1.1”
height	21 mm / 0.8”
required depth	16 mm / 0.6”
ceiling cut out	24 mm / 0.95”
construction	Fixture and flange: turning and milling aluminum. Reflector: polycarbonate
finishes	Powder coated. Heat sink anodized
ingress protection	IP30. North America dry location
lamp type	LED array on printed circuit board. Remote power supply not included
lamp wattage	0,5W or 1W at 24V DC (min / max operating voltage: 20V - 30V)
lamp lumens	0,5W: 45lm. 1W: 90lm
delivered lumens	0,5W: 12lm. 1W: 25lm
lumen maintenance	50.000h L90
beam	Asymmetrical reflector (wallwasher + 25°)
kelvin	2200K CRI90, 2700K CRI93, 3000K CRI93 or 4000K CRI93/ 3 step MacAdam ellipse
special features	Two wires dimming. Thanks to the design of the reflector, the luminaire is totally glare free. The asymmetrical reflector delivers homogenous light from the lower edge of the wall with no visible dark zones
dimming options	Push button, potentiometer, 0-10V, DALI, DMX, KNX. Dimming options depend on power supply and additional control units to be separately ordered as accessories
standards	CE, ETL listed for dry location

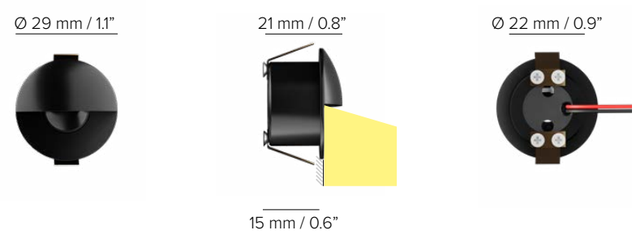

IP30 24 mm 0.95” 0.02 kg 0.04 lbs

DOT 30 FW

ORDER CODE

BASE CODE

64051

A . POWER SUPPLY

2 24V DC (20V - 30V) power supply NOT included

R ETL listed 24V DC power supply NOT included

B . KELVIN

4 4000K CRI93

5 3000K CRI93

8 2700K CRI93

D 2200K CRI90

C . BEAM

C black asymmetrical

	BASE CODE	A	B	C	D	E	
Example:	**64051**	**2**	**5**	**C**	**2**	**A**	= **64051-25C2A**

D . FINISHES

2 black *RAL 9005*

6 white *RAL 9003*

F golden bronze

E . OTHER

A lamp wattage 0,5W

B lamp wattage 1W

DOT 30 FW

ACCESSORIES

REQUIRED ACCESSORIES - *NOT INCLUDED*

69559

	code	description				dimensions mm
	69559	housing box for concrete				W45xD50xH45
	code	output power	input voltage	frequency	IP	dimensions mm
Power supply 24V DC*, ON/OFF	69041	18W	198-264V	50-60Hz	IP20	L124xW42xH30
Power supply 24V DC*, DALI	69204	20W	99-264V	50-60Hz	IP20	L103xW67xH21
Power supply 24V DC*, 1-10V	69212	20W	99-264V	50-60Hz	IP20	L103xW67xH21

Class 2 power supply 24V DC
ETL listed

Consult **B LIGHT North America**
Lighting Group Network
T: 212.775.6363
E: info@lightinggroupnetwork.com

DOT 30 FW
1W, 25lm delivered



10lx | 30lx | 60lx | 100lx

FLOORWASHER OPTIONS

FOR DIFFERENT FLOOR DEPTHS

ATRIA FW
8W, 530lm delivered

SEE PAGE 489



*To choose the power supply, always add a spare 20% as safety margin.
See pag 511 for cable size and max wiring distance from power supply to last connected luminaire

ATRIA 66 FW / ATRIA 100 FW

NEW

PLUS

LUMINAIRES FOR TOTALLY GLARE FREE ZONES

SPECIFICATIONS

base code	ATRIA 66 FW: 66130 - ATRIA 100 FW: 66129
typology	Wall mounting glare free floorwasher with trim
mounting	In concrete using housing box to be separately ordered as accessory
diameter	ATRIA 66 FW: 66 mm / 2.6” - ATRIA 100 FW: 103 mm / 4.1”
lenght	ATRIA 66 FW: 64 mm / 2.5” - ATRIA 100 FW: 83 mm / 3.3”
required depth	Depending on housing box
first fit requirement	Yes, separate housing box
surface cut out	Depending on housing box
construction	Fixture and flange: turning and milling aluminum. Reflector: polycarbonate Protective glass or PMMA complete with silicone gasket. Housing box: PVC
finishes	Powder coated
ingress protection	IP66. North America wet location
lamp type	LED array on printed circuit board. Remote power supply not included
lamp wattage	ATRIA 66 FW: 3W at 24V DC. North America: 3W at 24V DC. ATRIA 100 FW: 8W at 48V DC. North America: 8W at 24V DC
lamp lumens	ATRIA 66 FW: 230lm - ATRIA 100 FW: 720lm
delivered lumens	ATRIA 66 FW: 140lm - ATRIA 100 FW: 530lm
lumen maintenance	50.000h L90
beam	Floorwasher: 5° - 75° towards the floor
kelvin	2200K CRI90, 2700K CRI93, 3000K CRI93 and 4000K CRI93 / 3 step MacAdam ellipse
special features	48V DC: unpolarized electronic system. 24V DC: reverse polarity protection. Thermal Sensor. Safe wiring. Two wires dimming. Thanks to the design of the reflector, the luminaire is totally glare free and delivers homogenous light from the lower edge of the wall with no visible dark zones
dimming options	Push button, potentiometer, 0-10V, DALI, DMX, KNX. Dimming options depend on power supply and additional control units to be separately ordered as accessories
listings	ATRIA 66 FW: CE, ETL approval pending ATRIA 100 FW: CE, ETL listed for wet location

ATRIA 66 FW

Ø 45 mm / 1.8”

64 mm / 2.5”

Ø 66 mm / 2.6”

ATRIA 100 FW

Ø 103 mm / 4.1”

83 mm / 3.3”

Ø 80 mm / 3.1”

69302

130 mm / 5.1”

20 mm / 0.8”

Ø 50 mm / 2”

69393

96 mm / 3.8”

Ø 120 mm / 4.7”

Ø 50 mm / 2”

69397

135 mm / 5.3”

Ø 100 mm 3.9”

69398

139-189 mm 5.5”-7.4”

Ø 150 mm 5.9”

IP66

ATRIA 66 FW: depending on housing box
ATRIA 100 FW: depending on housing box
ATRIA 66 FW: 0,2 kg 0,4 lbs
ATRIA 100 FW: 0,55 kg 1.2 lbs
ATRIA 66 FW: APPROVAL PENDING Intertek
ATRIA 100 FW: Intertek

ATRIA 66 FW / ATRIA 100 FW

INSTALLATION GUIDE FOR ATRIA 66 FW

FOR A GOOD UNIFORMITY OF LIGHT ON THE FLOOR, FOLLOW THESE RULES:

1

The **distance from the floor D** shall be L / 5

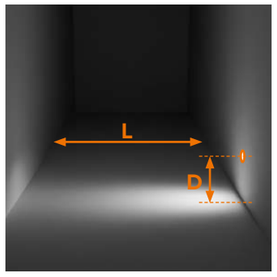

2

The **spacing between luminaires S** shall be the **D x 0,8**



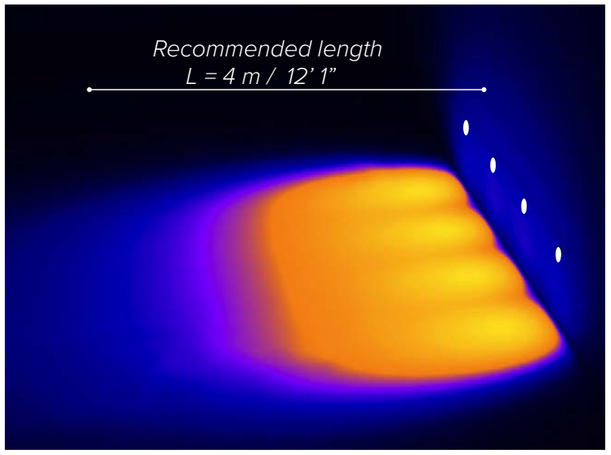

20lx 50lx 100lx 200lx

Example

L	4 m / 13' 12"	D	L / 5 = 0,8 m / 31"
		S	D x 0,8 = 0,64 m / 25"

INSTALLATION GUIDE FOR ATRIA 100 FW

FOR A GOOD UNIFORMITY OF LIGHT ON THE FLOOR, FOLLOW THESE RULES:

1

The **distance from the floor D** shall be L / 5

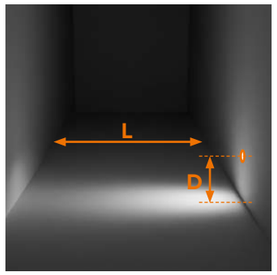

2

The **spacing between luminaires S** shall be the **D x 0,8**





20lx 50lx 100lx 200lx

Example

L	3 m / 9' 10"	D	L / 5 = 0,6 m / 24"
		S	D x 0,8 = 0,5 m / 20"

Since every project is different, use this installation guide as a starting point for your lighting design.
To further test the desired effect on your project, use the **photometric files** available on B LIGHT's website.

ATRIA 66 FW

ORDER CODE

BASE CODE

66130

A . POWER SUPPLY

- **9** 24V DC power supply NOT included
- **R** ETL listed 24V DC power supply NOT included

B . KELVIN

- **4** 4000K CRI93
- **5** 3000K CRI93
- **8** 2700K CRI93
- **D** 2200K CRI90

C . BEAM

- **W** Floorwasher

	BASE CODE	A	B	C	D	
Example:	66130	9	8	W	A	= 66130-98WA

D . FINISHES

- **A** grey *RAL 9006*

- **6** white *RAL 9003*

ACCESSORIES

REQUIRED ACCESSORIES - *NOT INCLUDED*

69302

69393

code	description	dimensions mm
69302	indoor housing box for concrete	Ø40xH130
69393	outdoor housing box for concrete	Ø120xH130

	code	output power	input voltage / frequency		IP	dimensions mm
Power supply 24V DC, ON/OFF*	69041	18W	198-264V	50-60Hz	IP20	L124xW42xH30
Power supply 24V DC, 1-10V[1]	69062	60W	90-305V	50-60Hz	IP67	L171xW62xH37
Power supply 24V DC, DALI [1]	69201	75W	100-305V	47-63Hz	IP67	L180xW63xH36

[1] for a perfect dimming, it is necessary that the power supply is saturated to 100%

Class 2 power supply 24V DC
ETL listed

Consult **B LIGHT North America**
Lighting Group Network
T: 212.775.6363
E: info@lightinggroupnetwork.com

*To choose the power supply, always add a spare 20% as safety margin.
See pag 511 for cable size and max wiring distance from power supply to last connected luminaire



ATRIA 100 FW

PLUS

ORDER CODE

BASE CODE

66129

A . POWER SUPPLY

- **8** 48V DC power supply NOT included
- **R** ETL listed 24V DC power supply NOT included

B . KELVIN

- **4** 4000K CRI93
- **5** 3000K CRI93
- **8** 2700K CRI93
- **D** 2200K CRI90 *NORTH AMERICA ONLY*
- **I** 2200K CRI80

C . BEAM

- **W** Floorwasher

	BASE CODE	A	B	C	D	
Example:	**66129**	**8**	**8**	**W**	**6**	= **66129-88W6**

D . FINISHES

- **A** grey *RAL 9006*

- **6** white *RAL 9003*

REQUIRED ACCESSORIES - *NOT INCLUDED*

69397

135 mm / 5.3”

Ø 100 mm 3.9”

69398

139-189 mm 5.5”-7.4”

Ø 150 mm 5.9”

code	description	dimensions mm
69397	housing box for concrete	Ø100xH135
69398	adjustable housing box for concrete	Ø150xH139-189

	code	output power	Input voltage	frequency	IP	dimensions mm
Power supply 48V DC, 1-10V[1] or ON/OFF* ambient temperature up to 60° C	69185	40W	90-305V	47-63Hz	IP67	L171xW62xH37
	69186	60W	90-305V	47-63Hz	IP67	L171xW62xH37
	69187	100W	90-305V	47-63Hz	IP67	L220xW68xH39
Power supply 48V DC, DALI[1] ambient temperature up to 60° C	69195	75W	100-305V	47-63Hz	IP67	L180xW63xH36
	69196	100W	100-305V	47-63Hz	IP67	L199xW63xH36
Power supply 48V DC, 1-10V and DALI	69096	55W	99-264V	50-60Hz	IP20	L129xW76xH30
Power supply 48V DC, 0-10V	69097	120W	90-305V	47-63Hz	IP67	L191xW63xH38

[1] for a perfect dimming, it is necessary that the power supply is saturated to 100%

Class 2 power supply 24V DC
ETL listed

Consult **B LIGHT North America**
Lighting Group Network
T: 212.775.6363
E: info@lightinggroupnetwork.com

*To choose the power supply, always add a spare 20% as safety margin.
See pag 511 for cable size and max wiring distance from power supply to last connected luminaire



ELLIPSE

SPECIFICATIONS

base code	ELLIPSE 60 (IP40): 64422 - ELLIPSE 60 (IP67): 66436 - ELLIPSE 100 (IP40): 64425
typology	Wall mounted luminaire totally flush with the wall with asymmetrical light distribution
mounting	In plasterboard using mounting frame or in concrete using housing box to be serparately ordered as accessories
aperture	ELLIPSE 60: 41x58 mm / 1.6”x 2.3” - ELLIPSE 100: 71x101 / 2.8”x 4”
required depth	ELLIPSE 60 (IP40): Plasterboard: 80 mm / 2.8” - Concrete: 102 mm / 4” ELLIPSE 60 (IP67): Plasterboard: 80 mm / 3.2” - Concrete: 102 mm / 4” ELLIPSE 100 (IP40): Plasterboard: 130 mm / 4.4” - Concrete: 131 mm / 5.2”
first fit requirement	Yes, separate mounting frame for plasterboard or housing box for concrete
surface cut out	ELLIPSE 60: Plasteboard: 75x45 mm / 2.95”x 1.77” Concrete: 50x105x155 mm / 2”x 4.13”x 6.10” ELLIPSE 100: Plasteboard: 75x120 mm / 2.95”x 4.72” Concrete: 118x131x210 mm / 4.65”x 5.16”x 8.27”
construction	Turning and milling aluminum. Lens ELLIPSE 60: PMMA. Reflector and protective glass ELLIPSE 100: polycarbonate. Mounting frame and housing box: turning and milling aluminum and zinc plated iron
finishes	Powder coated. Heat sink anodized
ingress protection	IP40 or IP67. North America dry or wet location. Built-in protection from water infiltration and moisture
lamp type	ELLIPSE 60: LED array on printed circuit board. ELLIPSE 100: COB. Remote power supply not included
lamp wattage	ELLIPSE 60: 3W at 48V DC. North America 24V DC ELLIPSE 100: 12W at 48V DC and 350 mA. North America 12W at 48V DC and 350 mA
lamp lumens	ELLIPSE 60: 280lm. ELLIPSE 100: 1320lm
delivered lumens	ELLIPSE 60: 200lm. ELLIPSE 100: 1060lm
lumen maintenance	50.000h L90
kelvin	2200K CRI80, 2700K CRI93, 3000K CRI93 and 4000K CRI93 / 3 step MacAdam ellipse
special features	48V DC: unpolarized electronic system. 24V DC: reverse polarity protection. Thermal Sensor. Safe wiring. Two wires dimming. Water stop technology
dimming options	Push button, potentiometer, 0-10V, DALI, DMX, KNX. Dimming options depend on power supply and additional control units to be separately ordered as accessories
listings	CE, ETL listed for wet location

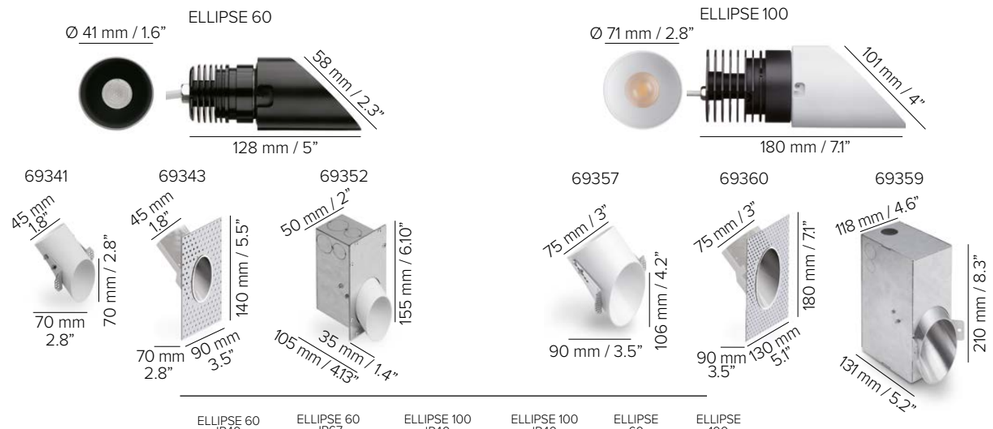

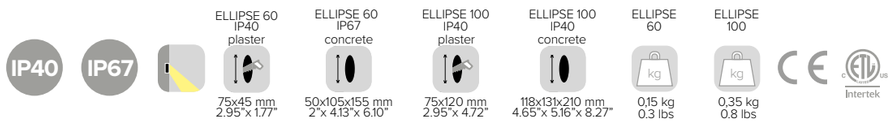

ELLIPSE

ORDER CODE

BASE CODE

64422	ELLIPSE 60 **IP40**
66436	ELLIPSE 60 **IP67**
64425	ELLIPSE 100 **IP40**

A . POWER SUPPLY

8	48V DC power supply NOT included
R	ETL listed 24V DC power supply NOT included
L	350 mA power supply NOT included [1]
S	ETL listed 48V DC power supply NOT included [1]
U	ETL listed 350 mA power supply NOT included [1]

[1] ELLIPSE 100 ONLY

B . KELVIN

4	4000K CRI93 ELLIPSE 100 ONLY
5	3000K CRI93
8	2700K CRI93
I	2200K CRI80 ELLIPSE 60 ONLY

C . DIFFUSER

1	PMMA

	BASE CODE	A	B	C	D	
Example:	**64422**	**8**	**5**	**1**	**2**	= **64422-8512**

D . FINISHES

2	black *RAL 9005*	
6	white *RAL 9003*	

ACCESSORIES

REQUIRED ACCESSORIES - *NOT INCLUDED*

ELLIPSE 60

69341 69343 69352

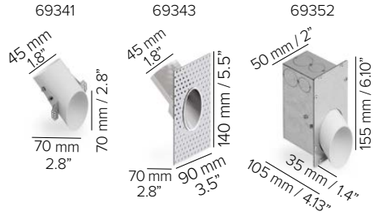

code	description	dimensions mm
69341	mounting frame for plasterboard thickness 13 mm / 0.5" [2]	Ø45xD70xH70
69343	mounting frame for plasterboard US market	Ø45xD70xH140
69352	housing box for concrete	W50xD105xH155

[2] On request, also available for different plasterboard thickness

ELLIPSE 100 IP40

69357 69360 69359



69357	mounting frame for plasterboard thickness 13 mm / 0.5" [2]	Ø75XD90XH106
69360	mounting frame for plasterboard US market	Ø75XD90XH180
69359	housing box for concrete	W118xD131xH210

[2] On request, also available for different plasterboard thickness

ELLIPSE

ACCESSORIES

REQUIRED ACCESSORIES - *NOT INCLUDED*

	code	output power	input voltage	frequency	IP	dimensions mm
Power supply 48V DC, ON/OFF*	69181	40W	90-305V	47-63Hz	IP54	L163xW43xH32
	69182	60W	90-305V	47-63Hz	IP54	L163xW43xH32
	69187	100W	90-305V	47-63Hz	IP67	L220xW68xH39
Power supply 48V DC, 1-10V[1]	69185	40W	90-305V	47-63Hz	IP67	L171xW62xH37
	69186	60W	90-305V	47-63Hz	IP67	L171xW62xH37
	69187	100W	90-305V	47-63Hz	IP67	L220xW68xH39
Power supply 48V DC, DALI[1]	69195	75W	100-305V	47-63Hz	IP67	L180xW63xH36
	69196	100W	100-305V	47-63Hz	IP67	L199xW63xH36
	[1] for a perfect dimming, it is necessary that the power supply is saturated to 100%. ELLIPSE 100 On/off only					
Power supply 48V DC, 1-10V and DALI	69096	55W	99-264V	50-60Hz	IP20	L129xW76xH30
Power supply 48V DC, 0-10V	69097	120W	90-305V	47-63Hz	IP67	L191xW63xH38
Power supply 350 mA max No. fixtures ELLIPSE 100 only	69086	ON/OFF, 15W / max 1	90-264V	50-60Hz	IP20	L115xW34XH19
	69090	1-10V, 18W / max 1	99-264V	50-60Hz	IP20	L120xW52XH22
	69079	DALI, 15W / max 1	110-240V	50-60Hz	IP20	L120xW52xH22
Class 2 power supply 24V DC 48V DC 350 mA ETL listed	Consult **B LIGHT North America** Lighting Group Network T: 212.775.6363 E: info@lightinggroupnetwork.com					



*To choose the power supply, always add a spare 20% as safety margin.

See pag 511 for cable size and max wiring distance from power supply to last connected luminaire



MEREZ

SPECIFICATIONS

base code	MICRO MEREZ: 66708 - MINI MEREZ: 66707 - MEREZ: 66705
typology	Wall mounted luminaire with asymmetrical light distribution
mounting	MICRO MEREZ: In plasterboard using springs (included) MINI MEREZ: Using PVC housing (code 69396) to be separately ordered as accessory MEREZ: In plasterboard using springs (included), or in concrete using springs and PVC housing box (code 69302) to be separately ordered as accessory
diameter	MICRO MEREZ: 29 mm / 1.1” - MINI MEREZ: 40 mm / 1.6” - MEREZ: 58 mm / 2.3”
depth	MICRO MEREZ, MINI MEREZ: 28 mm / 1.1” - MEREZ: 58 mm / 2.3” 47 mm / 1.9”
required depth	MICRO MEREZ, MINI MEREZ: 45 mm / 1.8” MEREZ: Plasterboard: 65 mm / 2.6” - Concrete: 130 mm / 5.2”
first fit requirement	Yes, separate housing box for MINI MEREZ
surface cut out	MICRO MEREZ: 25 mm / 1” MINI MEREZ: 34 mm / 1.4” MEREZ: Plasteboard: 43 mm / 1.69” - Concrete: 50 mm / 1.97”
construction	Turning and milling aluminum. Lens: PMMA. Protective glass or PMMA complete with silicone gasket. PVC housing box
finishes	Powder coated. Heat sink anodized
ingress protection	IP65. North America wet location
lamp type	LED array on printed circuit board. Remote power supply not included
lamp wattage	MICRO MEREZ, MINI MEREZ: 1,5W at 24V DC MEREZ: 3W at 48V DC. North America 24V DC
lamp lumens	MICRO MEREZ, MINI MEREZ: 155lm MEREZ: 280lm
delivered lumens	MICRO MEREZ, MINI MEREZ: 40lm MEREZ: 112lm (3000K CRI93)
lumen maintenance	50.000h L85
kelvin	2200K CRI80, 2700K CRI93, 3000K CRI93 and 4000K CRI93 / 2 step MacAdam ellipse
special features	48V DC: unpolarized electronic system. 24V DC: reverse polarity protection. Thermal Sensor. Safe wiring. Two wires dimming. Water stop technology
dimming options	Push button, potentiometer, 0-10V, DALI, DMX, KNX. Dimming options depend on power supply and additional control units to be separately ordered as accessories
listings	CE, ETL listed for wet location

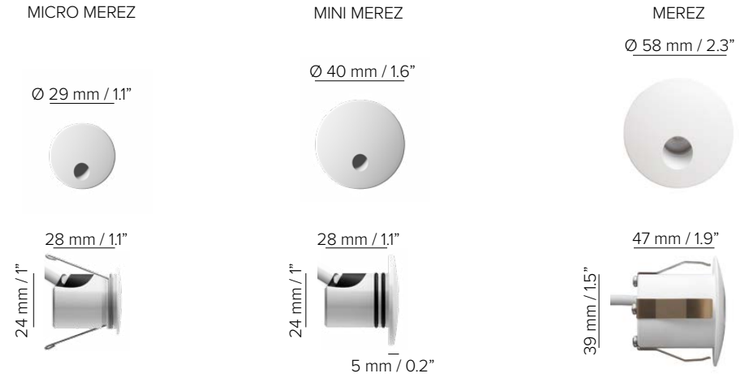

MICRO MEREZ / MINI MEREZ

ORDER CODE

BASE CODE

66708 MICRO MEREZ

66707 MINI MEREZ

A . POWER SUPPLY

2 24V DC (20V - 30V) power supply NOT included

R ETL listed 24V DC power supply NOT included

B . KELVIN

5 3000K CRI93

8 2700K CRI93

I 2200K CRI80

C . DIFFUSER

1 PMMA

	BASE CODE	A	B	C	D	
Example:	**66708**	**2**	**5**	**1**	**6**	= **66708-2516**

D . FINISHES

2 black *RAL 9005*

6 white *RAL 9003*

F golden bronze

MEREZ

ORDER CODE

BASE CODE

66705 MEREZ

A . POWER SUPPLY

8 48V DC power supply NOT included

R ETL listed 24V DC power supply NOT included

B . KELVIN

5 3000K CRI93

8 2700K CRI93

I 2200K CRI80

C . DIFFUSER

1 PMMA

	BASE CODE	A	B	C	D	
Example:	**66705**	**8**	**5**	**1**	**6**	= **66705-8516**

D . FINISHES

2 black *RAL 9005*

6 white *RAL 9003*

A grey *RAL 9006*

F golden bronze

MEREZ

ACCESSORIES

REQUIRED ACCESSORIES - *NOT INCLUDED*

69559

69396

code	description	dimensions mm
69559	MICRO MEREZ: housing box for concrete	W45xD50xH45
69396	MINI MEREZ: housing box for millwork	Ø46xH30

	code	output power	input voltage / frequency		IP	dimensions mm
Power supply 24V DC*, ON/OFF	69041	18W	198-264V	50-60Hz	IP20	L124xW42xH30
Power supply 24V DC*, DALI	69204	20W	99-264V	50-60Hz	IP20	L103xW67xH21
Power supply 24V DC*, 1-10V	69212	20W	99-264V	50-60Hz	IP20	L103xW67xH21

	code	output power	input voltage / frequency		IP	dimensions mm
Power supply 48V DC, ON/OFF*	69181	40W	90-305V	47-63Hz	IP54	L163xW43xH32
Power supply 48V DC, 1-10V[1]* ambient temperature up to 60° C	69185	40W	90-305V	47-63Hz	IP67	L171xW62xH37
Power supply 48V DC , DALI[1] ambient temperature up to 60° C	69195	75W	100-305V	47-63Hz	IP67	L180xW63xH36
Power supply 48V DC, 1-10V and DALI	69096	55W	99-264V	50-60Hz	IP20	L129xW76xH30
Power supply 48V DC, 0-10V	69097	120W	90-305V	47-63Hz	IP67	L191xW63xH38

[1] for a perfect dimming, it is necessary that the power supply is saturated to 100%

Class 2 power supply 24V DC ETL listed

Consult **B LIGHT North America**
Lighting Group Network
T: 212.775.6363
E: info@lightinggroupnetwork.com

OPTIONAL ACCESSORIES

69302

code	description	dimensions mm
69302	MEREZ: housing box for concrete	Ø50xH130



*To choose the power supply, always add a spare 20% as safety margin.
See pag 511 for cable size and max wiring distance from power supply to last connected luminaire

KUADRO 50 ROUND



KUADRO 50 SQUARE

KUADRO 50

SPECIFICATIONS

base code	KUADRO 50 IP40: 644 - KUADRO 50 IP65: 667
typology	Round or square grazing wall luminaire with light emission on one or two sides
mounting	On wall with suitable screws (included)
diameter	KUADRO 50 ROUND: 50 mm / 2” KUADRO 50 SQUARE: 50x50 mm / 2”x 2”
required depth	IP40: 15 mm / 0.6” IP65: 39 mm / 1.5”
cealing cut out	26 mm / 1”
construction	Fixture and bezel: turning and milling aluminum. Lens: PMMA
finishes	AISI 304 stainless steel or powder coated when painted. Heat sink anodized
ingress protection	IP40 or IP65. North America dry or wet location
lamp type	Power LED. Remote power supply not included
lamp wattage	2W at 48V DC. North America: 2W at 24V DC
lamp lumens	210lm
delivered lumens	120lm (3000K CRI93)
lumen maintenance	50.000h L90
kelvin	2200K CRI80, 2700K CRI93, 3000K CRI93 / 3 step MacAdam
special features	48V DC: unpolarized electronic system. 24V DC: reverse polarity protection. Thermal Sensor. Safe wiring. Two wires dimming. Water stop technology
dimming options	Push button, potentiometer, 0-10V, DALI, DMX, KNX. Dimming options depend on power supply and additional control units to be separately ordered as accessories
certifications	CE, ETL listed for wet location

KUADRO 50 SQUARE



KUADRO 50 ROUND



KUADRO 50 IP40

KUADRO 50 IP65

IP40 IP65 26 mm 1” 0.1 kg 0.2 lbs

KUADRO 50 (IP40)

ORDER CODE

BASE CODE

644

A1 . LIGHT EMISSION

- 41 SQUARE monoemission
- 43 SQUARE bi-emission
- 45 ROUND monoemission
- 47 ROUND bi-emission

A . POWER SUPPLY

- 8 48V DC power supply NOT included
- R ETL listed 24V DC power supply NOT included

B . KELVIN

- 5 3000K CRI93
- 8 2700K CRI93
- I 2200K CRI80

C . DIFFUSER

- 1 PMMA

	BASE CODE	A1	A	B	C	D	
Example:	644	41	8	5	1	6	= 64441-8516

D . FINISHES

- 5 polished stainless steel
- 6 white *RAL 9003*
- F golden bronze

KUADRO 50 (IP65)

ORDER CODE

BASE CODE

667

A1 . LIGHT EMISSION

- 22 SQUARE monoemission
- 24 SQUARE bi-emission
- 26 ROUND monoemission
- 28 ROUND bi-emission

A . POWER SUPPLY

- 8 48V DC power supply NOT included
- R ETL listed 24V DC power supply NOT included

B . KELVIN

- 5 3000K CRI93
- 8 2700K CRI93
- I 2200K CRI80

C . DIFFUSER

- 1 PMMA

	BASE CODE	A1	A	B	C	D	
Example:	667	22	8	5	1	6	= 66722-8516

D . FINISHES

- 5 polished stainless steel
- 6 white *RAL 9003*
- F golden bronze



KUADRO 50

ACCESSORIES

REQUIRED ACCESSORIES - *NOT INCLUDED*

	code	output power	input voltage / frequency		IP	dimensions mm
Power supply 48V DC, ON/OFF*	69181	40W	90-305V	47-63Hz	IP54	L163xW43xH32
Power supply 48V DC, 1-10V[1] or ON/OFF* ambient temperature up to 60° C	69185	40W	90-305V	47-63Hz	IP67	L171xW62xH37
Power supply 48V DC, DALI[1] ambient temperature up to 60° C	69195	75W	100-305V	47-63Hz	IP67	L180xW63xH36
Power supply 48V DC, 1-10V and DALI	69096	55W	99-264V	50-60Hz	IP20	L129xW76xH30
Power supply 48V DC, 0-10V	69097	120W	90-305V	47-63Hz	IP67	L191xW63xH38
Class 2 power supply 24V DC ETL listed	Consult **B LIGHT North America** Lighting Group Network T: 212.775.6363 E: info@lightinggroupnetwork.com					

[1] for a perfect dimming, it is necessary that the power supply is saturated to 100%

*To choose the power supply, always add a spare 20% as safety margin.

See pag 511 for cable size and max wiring distance from power supply to last connected luminaire

READ BEFORE INSTALLATION

Luminaires should be wired with power off and all wiring and connections should be complete and checked before power is switched on

Do not remove any supplied product cable labels, since warranty is void if labels are removed

Cables should be joined with terminal blocks and, considering the operating environment, protected against moisture ingress with suitable tapes and sealants and IP68 connectores (see required accessories in each luminaire)

Luminaires 24V DC and 48V DC (constant voltage) of this catalogue do not require to observe the polarity +/- (unpolarized connection).
However, when connecting a 200 mA / 350 mA / 500 mA / 700 mA / 900 mA (constant current) luminaire always observe the correct polarity +/-. Failure to do so may destroy the luminaire

Control cables should be of a suitable shielded type and not fixed in proximity to high voltage power cables or other sources of electromagnetic interference

B LIGHT luminaires must only be used with B LIGHT supplied power supplies

The luminaires in this catalogue require 24V DC or 48V DC (constant voltage) power supply and for North America 24V DC (constant voltage) Class 2 power supply UL listed.
Read section required accessories in each luminaire and choose the power supply considering the correct load and always add a spare 20% as safety margin

Some luminaires in this catalogue require 200 mA / 350 mA / 500 mA / 700 mA / 900 mA (constant current) power supply. Read section required accessories in each luminaire and choose a 200 mA / 350 mA / 500 mA / 700 mA / 900 mA (constant current) power supply or for North America a 200 mA / 350 mA / 500 mA / 700 mA / 900 mA (constant current) Class 2 power supply UL listed

Most of B LIGHT's luminaires will work with ambient temperature up to 60° C / 140° F. Exceeded 45° C / 113° F, there is a reduction of the luminous flux proportional to the reached temperature

WIRING DISTANCE

The below wiring distance data are produced from testing with B LIGHT supplied power supplies.
Performance of B LIGHT products with other power supplies cannot be guaranteed.
Contact B LIGHT for further information

LUMINAIRES 48V DC (CONSTANT VOLTAGE)

Power supply load	Cable size / maximum allowable run lengths between power supply and last fixture				
	0,5 mm² / 20 AWG	0,75 mm² / 18 AWG	1,0 mm² / 16 AWG	1,5 mm² / 14 AWG	2,5 mm² / 12 AWG
20W	50 m / 164 ft	75 m / 246 ft	100 m / 328 ft	150 m / 492 ft	250 m / 820 ft
40W	25 m / 82 ft	38 m / 125 ft	50 m / 164 ft	75 m / 246 ft	125 m / 410 ft
60W	17 m / 56 ft	25 m / 82 ft	35 m / 115 ft	50 m / 164 ft	85 m / 279 ft
100W	10 m / 33 ft	15 m / 49 ft	20 m / 66 ft	30 m / 98 ft	50 m / 164 ft
150W	7 m / 23 ft	10 m / 33 ft	15 m / 49 ft	20 m / 66 ft	35 m / 115 ft
240W	4,5 m / 15 ft	7 m / 23 ft	9 m / 29 ft	14 m / 46 ft	21 m / 69 ft

LUMINAIRES 24V DC (CONSTANT VOLTAGE)

Power supply load	Cable size / maximum allowable run lengths between power supply and last fixture				
	0,5 mm² / 20 AWG	0,75 mm² / 18 AWG	1,0 mm² / 16 AWG	1,5 mm² / 14 AWG	2,5 mm² / 12 AWG
20W	12 m / 39 ft	18 m / 59 ft	24 m / 79 ft	36 m / 118 ft	60 m / 197 ft
40W	6 m / 20 ft	9 m / 29 ft	12 m / 39 ft	18 m / 59 ft	30 m / 98 ft
60W	4 m / 13 ft	6 m / 20 ft	8 m / 26 ft	12 m / 39 ft	20 m / 66 ft
100W	2 m / 7 ft	3 m / 10 ft	5 m / 16 ft	7 m / 23 ft	12 m / 39 ft
150W	1,5 m / 5 ft	2,5 m / 8 ft	3 m / 10 ft	5 m / 16 ft	8 m / 26 ft
240W	1 m / 3 ft	1,5 m / 5 ft	2 m / 7 ft	3 m / 10 ft	5 m / 16 ft

LUMINAIRES 200 mA / 350 mA / 500 mA / 700 mA / 900 mA (CONSTANT CURRENT)

Power supply	Cable size / maximum allowable run lengths between power supply and last fixture				
	0,5 mm² / 20 AWG	0,75 mm² / 18 AWG	1,0 mm² / 16 AWG	1,5 mm² / 14 AWG	2,5 mm² / 12 AWG
200 mA	30 m / 98 ft	50 m / 164 ft	70 m / 230 ft	90 m / 295 ft	150 m / 492 ft
350 mA	19 m / 62 ft	28 m / 92 ft	37 m / 121 ft	56 m / 184 ft	95 m / 312 ft
500 mA	13 m / 43 ft	19 m / 62 ft	25 m / 82 ft	39 m / 128 ft	66 m / 217 ft
700 mA	9 m / 29 ft	14 m / 46 ft	18 m / 59 ft	27 m / 89 ft	46 m / 151 ft
900 mA	7 m / 23 ft	11 m / 36 ft	15 m / 49 ft	22 m / 72 ft	38 m / 125 ft

63901 - 64564

CODE	NAME	PAGE	WEIGHT
63901	INSERTO MINI CL-E, 24V DC - L = 270 mm	285	0,13 kg / 0.3 lbs
63902	INSERTO MINI CL-E, 24V DC - L = 520 mm	285	0,22 kg / 0.5 lbs
63903	INSERTO MINI CL-E, 24V DC - L = 770 mm	285	0,31 kg / 0.7 lbs
63904	INSERTO MINI CL-E, 24V DC - L = 1020 mm	285	0,40 kg / 0.9 lbs
63905	INSERTO MINI CL-E, 24V DC - L = 1270 mm	285	0,49 kg / 1.1 lbs
63906	INSERTO MINI CL-E, 24V DC - L = 1520 mm	285	0,58 kg / 1.3 lbs
63907	INSERTO MINI CL-E, 24V DC - L = 1770 mm	285	0,67 kg / 1.5 lbs
63908	INSERTO MINI CL-E, 24V DC - L = 2020 mm	285	0,76 kg / 1.7 lbs
63909	INSERTO MINI CL-E, 24V DC - L = 2270 mm	285	0,85 kg / 1.9 lbs
63910	INSERTO MINI CL-E, 24V DC - L = 2520 mm	285	0,94 kg / 2.1 lbs
63911	INSERTO MINI CL-E, 24V DC - L = 2770 mm	285	1,03 kg / 2.3 lbs
63912	INSERTO MINI CL-E, 24V DC - L = 3020 mm	285	1,12 kg / 2.5 lbs
64049	DOT 30	163	0,02 kg / 0.04 lbs
64050	DOT 45	429	0,12 kg / 0.26 lbs
64051	DOT 30 FW	485	0,02 kg / 0.04 lbs
64053	NICOLE - TWO APERTURES	345	0,25 kg / 0.55 lbs
64054	NICOLE - THREE APERTURES	345	0,25 kg / 0.55 lbs
64056	DOT IN LINE	351	0,1 kg / 0.2 lbs
64069	PLUS ONE	357	0,5 kg / 1.1 lbs
64070	PLUS ONE SQ	357	0,5 kg / 1.1 lbs
64071	DOT 45 AD	429	0,12 kg / 0.26 lbs
64112	INSIDE 60 SQ IP40	399	0,2 kg / 0.4 lbs
64114	INSIDE 80 SQ	403	0,4 kg / 0.9 lbs
64116	INSIDE 120 SQ2	407	0,8 kg / 1.8 lbs
64118	INSIDE 120 SQ3	407	0,8 kg / 1.8 lbs
64140	ATRIA X3 R	465	0,8 kg / 1.8 lbs
64142	INSIDE 60 R	373	0,2 kg / 0.4 lbs
64144	INSIDE 75 R	379	0,4 kg / 0.9 lbs
64148	INSIDE 120 R	393	0,85 kg / 1.9 lbs
64149	INSIDE 75 WW	387	0,4 kg / 0.9 lbs
64151	MUSHROOM MINI PL	411	0,3 kg / 0.7 lbs
64153	MUSHROOM SMALL PL	415	0,5 kg / 1.1 lbs
64159	INSIDE 40 R	365	0,12 kg / 0.26 lbs
64165	INSIDE 40 AD	365	0,12 kg / 0.26 lbs
64222	BASTER X1 R	477	0,9 kg / 2 lbs
64331	INSERTO 40 W - L = 780 mm	277	1,25 kg / 2.8 lbs
64332	INSERTO 40 W - L = 1030 mm	277	1,65 kg / 3.6 lbs
64333	INSERTO 40 W - L = 1280 mm	277	2,05 kg / 4.5 lbs
64334	INSERTO 40 W - L = 1530 mm	277	2,45 kg / 5.4 lbs
64335	INSERTO 40 W - L = 1780 mm	277	2,85 kg / 6.3 lbs
64371	INSERTO 105 W - L = 530 mm	281	1,7 kg / 3.7 lbs
64372	INSERTO 105 W - L = 780 mm	281	2,49 kg / 5.5 lbs
64373	INSERTO 105 W - L = 1030 mm	281	3,27 kg / 7.2 lbs
64374	INSERTO 105 W - L = 1280 mm	281	4,06 kg / 8.9 lbs
64375	INSERTO 105 W - L = 1530 mm	281	4,84 kg / 10.6 lbs
64376	INSERTO 105 W - L = 1780 mm	281	5,63 kg / 12.4 lbs
64377	INSERTO 105 W - L = 2030 mm	281	6,41 kg / 14.1 lbs
64378	INSERTO 105 W - L = 2280 mm	281	7,2 kg / 15.8 lbs

CODE	NAME	PAGE	WEIGHT
64379	INSERTO 105 W - L = 2530 mm	281	7,98 kg / 17.6 lbs
64422	ELLIPSE 60 IP40	495	0,15 kg / 0.3 lbs
64425	ELLIPSE 100	495	0,35 kg / 0.8 lbs
64431	MISS LIGHT 12	269	0,7 kg / 1.5 lbs
64441	KUADRO 50 SQUARE MONOEMISSION, IP40	503	0,1 kg / 0.2 lbs
64443	KUADRO 50 SQUARE BIEMISSION, IP40	503	0,1 kg / 0.2 lbs
64445	KUADRO 50 ROUND MONOEMISSION, IP40	503	0,1 kg / 0.2 lbs
64447	KUADRO 50 ROUND BIEMISSION, IP40	503	0,1 kg / 0.2 lbs
64501	INSERTO MINI CL, 48V DC - L = 270 mm	285	0,13 kg / 0.3 lbs
64502	INSERTO MINI CL, 48V DC - L = 520 mm	285	0,22 kg / 0.5 lbs
64503	INSERTO MINI CL, 48V DC - L = 770 mm	285	0,31 kg / 0.7 lbs
64504	INSERTO MINI CL, 48V DC - L = 1020 mm	285	0,40 kg / 0.9 lbs
64505	INSERTO MINI CL, 48V DC - L = 1270 mm	285	0,49 kg / 1.1 lbs
64506	INSERTO MINI CL, 48V DC - L = 1520 mm	285	0,58 kg / 1.3 lbs
64507	INSERTO MINI CL, 48V DC - L = 1770 mm	285	0,67 kg / 1.5 lbs
64508	INSERTO MINI CL, 48V DC - L = 2020 mm	285	0,76 kg / 1.7 lbs
64509	INSERTO MINI CL, 48V DC - L = 2270 mm	285	0,85 kg / 1.9 lbs
64510	INSERTO MINI CL, 48V DC - L = 2520 mm	285	0,94 kg / 2.1 lbs
64511	INSERTO MINI CL, 48V DC - L = 2770 mm	285	1,03 kg / 2.3 lbs
64512	INSERTO MINI CL, 48V DC - L = 3020 mm	285	1,12 kg / 2.5 lbs
64526	INSERTO 40 CL, 48V DC - L = 530 mm	295	0,86 kg / 1.9 lbs
64527	INSERTO 40 CL, 48V DC - L = 780 mm	295	1,25 kg / 2.8 lbs
64528	INSERTO 40 CL, 48V DC - L = 1030 mm	295	1,65 kg / 3.6 lbs
64529	INSERTO 40 CL, 48V DC - L = 1280 mm	295	2,05 kg / 4.5 lbs
64530	INSERTO 40 CL, 48V DC - L = 1530 mm	295	2,45 kg / 5.4 lbs
64531	INSERTO 40 CL, 48V DC - L = 1780 mm	295	2,85 kg / 6.3 lbs
64532	INSERTO 40 CL, 48V DC - L = 2030 mm	295	3,24 kg / 8.4 lbs
64533	INSERTO 40 CL, 48V DC - L = 2280 mm	295	3,64 kg / 8 lbs
64534	INSERTO 40 CL, 48V DC - L = 2530 mm	295	4,04 kg / 8.9 lbs
64538	INSERTO 40 CL SYSTEM - L = 527 mm	295	1,35 kg / 3 lbs
64539	INSERTO 40 CL SYSTEM - L = 777 mm	295	2 kg / 4.4 lbs
64540	INSERTO 40 CL SYSTEM - L = 1027 mm	295	2,65 kg / 5.8 lbs
64541	INSERTO 40 CL SYSTEM - L = 1277 mm	295	3,35 kg / 7.4 lbs
64542	INSERTO 40 CL SYSTEM - L = 1527 mm	295	4 kg / 8.8 lbs
64543	INSERTO 40 CL SYSTEM - L = 1777 mm	295	4,6 kg / 10.1 lbs
64544	INSERTO 40 CL SYSTEM - L = 2027 mm	295	5,25 kg / 11.6 lbs
64545	INSERTO 40 CL SYSTEM - L = 2277 mm	295	5,95 kg / 13.1 lbs
64546	INSERTO 40 CL SYSTEM - L = 2527 mm	295	6,6 kg / 14.5 lbs
64550	INSERTO 40 CL SYSTEM - L = 505 mm	295	1,3 kg / 2.9 lbs
64551	INSERTO 40 CL SYSTEM - L = 755 mm	295	1,95 kg / 4.3 lbs
64552	INSERTO 40 CL SYSTEM - L = 1005 mm	295	2,6 kg / 5.7 lbs
64553	INSERTO 40 CL SYSTEM - L = 1255 mm	295	3,25 kg / 7.2 lbs
64554	INSERTO 40 CL SYSTEM - L = 1505 mm	295	3,9 kg / 8.6 lbs
64555	INSERTO 40 CL SYSTEM - L = 1755 mm	295	4,55 kg / 10 lbs
64556	INSERTO 40 CL SYSTEM - L = 2005 mm	295	5,2 kg / 11.4 lbs
64557	INSERTO 40 CL SYSTEM - L = 2255 mm	295	5,85 kg / 12.9 lbs
64558	INSERTO 40 CL SYSTEM - L = 2505 mm	295	6,5 kg / 14.3 lbs
64563	INSERTO 40 CL SYSTEM INNER CORNER MODULE - L = 285 x 285 mm	295	1,5 kg / 3.3 lbs

64601 - 65880

CODE	NAME	PAGE	WEIGHT
64564	INSERTO 40 CL SYSTEM 90° CORNER MODULE - L = 260 x 260 mm	295	1,3 kg / 2.9 lbs
64601	INSERTO SMALL CL - L = 260 mm	291	0,16 kg / 0.4 lbs
64602	INSERTO SMALL CL - L = 510 mm	291	0,28 kg / 0.6 lbs
64603	INSERTO SMALL CL - L = 760 mm	291	0,39 kg / 0.9 lbs
64604	INSERTO SMALL CL - L = 1010 mm	291	0,55 kg / 1.2 lbs
64605	INSERTO SMALL CL - L = 1260 mm	291	0,61 kg / 1.3 lbs
64606	INSERTO SMALL CL - L = 1510 mm	291	0,73 kg / 1.6 lbs
64607	INSERTO SMALL CL - L = 1760 mm	291	0,84 kg / 1.8 lbs
64608	INSERTO SMALL CL - L = 2010 mm	291	0,95 kg / 2.1 lbs
64609	INSERTO SMALL CL - L = 2260 mm	291	1,06 kg / 2.3 lbs
64610	INSERTO SMALL CL - L = 2510 mm	291	1,18 kg / 2.6 lbs
64652	INSERTO 65 CL - L = 530 mm	301	1,06 kg / 2.3 lbs
64653	INSERTO 65 CL - L = 780 mm	301	1,55 kg / 3.4 lbs
64654	INSERTO 65 CL - L = 1030 mm	301	2,05 kg / 4.5 lbs
64655	INSERTO 65 CL - L = 1280 mm	301	2,55 kg / 5.6 lbs
64656	INSERTO 65 CL - L = 1530 mm	301	3,05 kg / 6.7 lbs
64657	INSERTO 65 CL - L = 1780 mm	301	3,54 kg / 7.8 lbs
64658	INSERTO 65 CL - L = 2030 mm	301	4,04 kg / 8.9 lbs
64659	INSERTO 65 CL - L = 2280 mm	301	4,54 kg / 10 lbs
64660	INSERTO 65 CL - L = 2530 mm	301	5,04 kg / 11.1 lbs
64827	INSERTO 40 SD - L = 780 mm	307	1,25 kg / 2.8 lbs
64828	INSERTO 40 SD - L = 1030 mm	307	1,65 kg / 3.6 lbs
64829	INSERTO 40 SD - L = 1280 mm	307	2,05 kg / 4.5 lbs
64830	INSERTO 40 SD - L = 1530 mm	307	2,45 kg / 5.4 lbs
64831	INSERTO 40 SD - L = 1780 mm	307	2,85 kg / 6.3 lbs
64832	INSERTO 40 SD - L = 2030 mm	307	3,24 kg / 8.4 lbs
64833	INSERTO 40 SD - L = 2280 mm	307	3,64 kg / 8 lbs
64834	INSERTO 40 SD - L = 2530 mm	307	4,04 kg / 8.9 lbs
64903	INSERTO 65 SD - L = 780 mm	311	1,55 kg / 3.4 lbs
64904	INSERTO 65 SD - L = 1030 mm	311	2,05 kg / 4.5 lbs
64905	INSERTO 65 SD - L = 1280 mm	311	2,55 kg / 5.6 lbs
64906	INSERTO 65 SD - L = 1530 mm	311	3,05 kg / 6.7 lbs
64907	INSERTO 65 SD - L = 1780 mm	311	3,54 kg / 7.8 lbs
64908	INSERTO 65 SD - L = 2030 mm	311	4,04 kg / 8.9 lbs
64909	INSERTO 65 SD - L = 2280 mm	311	4,54 kg / 10 lbs
65031	INSERTO 105 SD2 - L = 780 mm	315	2,52 kg / 5.5 lbs
65032	INSERTO 105 SD2 - L = 1030 mm	315	3,21 kg / 7.1 lbs
65033	INSERTO 105 SD2 - L = 1280 mm	315	3,91 kg / 8.6 lbs
65034	INSERTO 105 SD2 - L = 1530 mm	315	4,60 kg / 10.1 lbs
65035	INSERTO 105 SD2 - L = 1780 mm	315	5,3 kg / 11.7 lbs
65036	INSERTO 105 SD2 - L = 2030 mm	315	5,99 kg / 13.2 lbs
65037	INSERTO 105 SD2 - L = 2280 mm	315	6,69 kg / 14.7 lbs
65038	INSERTO 105 SD2 - L = 2530 mm	315	7,38 kg / 16.2 lbs
65091	OKKIO 40 DUAL CABLE, 1 fixture	233	0,20 kg / 0.4 lbs
65093	OKKIO 40 DUAL CABLE, 3 fixtures	233	0,55 kg / 1.2 lbs
65095	OKKIO 40 DUAL CABLE, 5 fixtures	233	0,9 kg / 2 lbs
65099	OKKIO 40 DUAL CABLE, 9 fixtures	233	1,7 kg / 3.8 lbs
65252	OKKIO 80 CL	209	0,9 kg / 2 lbs

CODE	NAME	PAGE	WEIGHT
65302	OKKIO 80 AD	209	0,9 kg / 2 lbs
65307	OKKIO 60 WW	203	0,55 kg / 1.2 lbs
65541	INSERTO MINI T, 48V DC - L = 260 mm	321	0,12 kg / 0.3 lbs
65542	INSERTO MINI T, 48V DC - L = 510 mm	321	0,20 kg / 0.4 lbs
65543	INSERTO MINI T, 48V DC - L = 760 mm	321	0,27 kg / 0.6 lbs
65544	INSERTO MINI T, 48V DC - L = 1010 mm	321	0,35 kg / 0.8 lbs
65545	INSERTO MINI T, 48V DC - L = 1260 mm	321	0,43 kg / 0.9 lbs
65546	INSERTO MINI T, 48V DC - L = 1510 mm	321	0,51 kg / 1.1 lbs
65547	INSERTO MINI T, 48V DC - L = 1760 mm	321	0,59 kg / 1.3 lbs
65548	INSERTO MINI T, 48V DC - L = 2010 mm	321	0,66 kg / 1.5 lbs
65549	INSERTO MINI T, 48V DC - L = 2260 mm	321	0,74 kg / 1.6 lbs
65550	INSERTO MINI T, 48V DC - L = 2510 mm	321	0,82 kg / 1.8 lbs
65551	INSERTO MINI T, 48V DC - L = 2760 mm	321	0,9 kg / 2 lbs
65552	INSERTO MINI T, 48V DC - L = 3010 mm	321	0,98 kg / 2.2 lbs
65553	INSERTO MINI T, 24V DC - L = 260 mm	321	0,12 kg / 0.3 lbs
65554	INSERTO MINI T, 24V DC - L = 510 mm	321	0,20 kg / 0.4 lbs
65555	INSERTO MINI T, 24V DC - L = 760 mm	321	0,27 kg / 0.6 lbs
65556	INSERTO MINI T, 24V DC - L = 1010 mm	321	0,35 kg / 0.8 lbs
65557	INSERTO MINI T, 24V DC - L = 1260 mm	321	0,43 kg / 0.9 lbs
65558	INSERTO MINI T, 24V DC - L = 1510 mm	321	0,51 kg / 1.1 lbs
65559	INSERTO MINI T, 24V DC - L = 1760 mm	321	0,59 kg / 1.3 lbs
65560	INSERTO MINI T, 24V DC - L = 2010 mm	321	0,66 kg / 1.5 lbs
65561	INSERTO MINI T, 24V DC - L = 2260 mm	321	0,74 kg / 1.6 lbs
65562	INSERTO MINI T, 24V DC - L = 2510 mm	321	0,82 kg / 1.8 lbs
65563	INSERTO MINI T, 24V DC - L = 2760 mm	321	0,9 kg / 2 lbs
65564	INSERTO MINI T, 24V DC - L = 3010 mm	321	0,98 kg / 2.2 lbs
65851	INSERTO 65 T - L = 290 mm	337	0,62 kg / 1.4 lbs
65852	INSERTO 65 T - L = 540 mm	337	1,13 kg / 2.5 lbs
65853	INSERTO 65 T - L = 790 mm	337	1,63 kg / 3.6 lbs
65854	INSERTO 65 T - L = 1040 mm	337	2,14 kg / 4.7 lbs
65855	INSERTO 65 T - L = 1290 mm	337	2,65 kg / 5.8 lbs
65856	INSERTO 65 T - L = 1540 mm	337	3,2 kg / 7 lbs
65857	INSERTO 65 T - L = 1790 mm	337	3,71 kg / 8.2 lbs
65858	INSERTO 65 T - L = 2040 mm	337	4,26 kg / 9.4 lbs
65859	INSERTO 65 T - L = 2290 mm	337	4,77 kg / 10.5 lbs
65860	INSERTO 65 T - L = 2540 mm	337	5,28 kg / 11.6 lbs
65864	INSERTO 65 T SYSTEM - L = 532 mm	337	1,13 kg / 2.5 lbs
65865	INSERTO 65 T SYSTEM - L = 782 mm	337	1,63 kg / 3.6 lbs
65866	INSERTO 65 T SYSTEM - L = 1032 mm	337	2,14 kg / 4.7 lbs
65867	INSERTO 65 T SYSTEM - L = 1282 mm	337	2,65 kg / 5.8 lbs
65868	INSERTO 65 T SYSTEM - L = 1532 mm	337	3,2 kg / 7 lbs
65869	INSERTO 65 T SYSTEM - L = 1782 mm	337	3,71 kg / 8.2 lbs
65870	INSERTO 65 T SYSTEM - L = 2032 mm	337	4,26 kg / 9.4 lbs
65871	INSERTO 65 T SYSTEM - L = 2282 mm	337	4,77 kg / 10.5 lbs
65872	INSERTO 65 T SYSTEM - L = 2532 mm	337	5,28 kg / 11.6 lbs
65876	INSERTO 65 T SYSTEM - L = 505 mm	337	1,13 kg / 2.5 lbs
65877	INSERTO 65 T SYSTEM - L = 755 mm	337	1,63 kg / 3.6 lbs
65878	INSERTO 65 T SYSTEM - L = 1005 mm	337	2,14 kg / 4.7 lbs

65881 - 66724

CODE	NAME	PAGE	WEIGHT
65879	INSERTO 65 T SYSTEM - L = 1255 mm	337	2,65 kg / 5.8 lbs
65880	INSERTO 65 T SYSTEM - L = 1505 mm	337	3,2 kg / 7 lbs
65881	INSERTO 65 T SYSTEM - L = 1755 mm	337	3,71 kg / 8.2 lbs
65882	INSERTO 65 T SYSTEM - L = 2005 mm	337	4,26 kg / 9.4 lbs
65883	INSERTO 65 T SYSTEM - L = 2255 mm	337	4,77 kg / 10.5 lbs
65884	INSERTO 65 T SYSTEM - L = 2505 mm	337	5,28 kg / 11.6 lbs
65889	INSERTO 65 T SYSTEM INNER CORNER MODULE - L = 285 x 285 mm	337	1,8 kg / 4 lbs
65890	INSERTO 65 T SYSTEM 90° CORNER MODULE - L = 260 x 260 mm	337	1,5 kg / 3.3 lbs
65901	INSERTO 40 F - L = 280 mm	327	0,56 kg / 1.2 lbs
65902	INSERTO 40 F - L = 530 mm	327	0,99 kg / 2.2 lbs
65903	INSERTO 40 F - L = 780 mm	327	1,41 kg / 3.1 lbs
65904	INSERTO 40 F - L = 1030 mm	327	1,84 kg / 4 lbs
65905	INSERTO 40 F - L = 1280 mm	327	2,27 kg / 5 lbs
65906	INSERTO 40 F - L = 1530 mm	327	2,74 kg / 6 lbs
65907	INSERTO 40 F - L = 1780 mm	327	3,17 kg / 7 lbs
65908	INSERTO 40 F - L = 2030 mm	327	3,64 kg / 8 lbs
65909	INSERTO 40 F - L = 2280 mm	327	4,07 kg / 9 lbs
65910	INSERTO 40 F - L = 2530 mm	327	4,5 kg / 9.9 lbs
65912	INSERTO 40 F SYSTEM - L = 527 mm	327	0,99 kg / 2.2 lbs
65913	INSERTO 40 F SYSTEM - L = 777 mm	327	1,41 kg / 3.1 lbs
65914	INSERTO 40 F SYSTEM - L = 1027 mm	327	1,84 kg / 4 lbs
65915	INSERTO 40 F SYSTEM - L = 1277 mm	327	2,27 kg / 5 lbs
65916	INSERTO 40 F SYSTEM - L = 1527 mm	327	2,74 kg / 6 lbs
65917	INSERTO 40 F SYSTEM - L = 1777 mm	327	3,17 kg / 7 lbs
65918	INSERTO 40 F SYSTEM - L = 2027 mm	327	3,64 kg / 8 lbs
65919	INSERTO 40 F SYSTEM - L = 2277 mm	327	4,07 kg / 9 lbs
65920	INSERTO 40 F SYSTEM - L = 2527 mm	327	4,5 kg / 9.9 lbs
65923	INSERTO 40 F SYSTEM - L = 505 mm	327	0,99 kg / 2.2 lbs
65924	INSERTO 40 F SYSTEM - L = 755 mm	327	1,41 kg / 3.1 lbs
65925	INSERTO 40 F SYSTEM - L = 1005 mm	327	1,84 kg / 4 lbs
65926	INSERTO 40 F SYSTEM - L = 1255 mm	327	2,27 kg / 5 lbs
65927	INSERTO 40 F SYSTEM - L = 1505 mm	327	2,74 kg / 6 lbs
65928	INSERTO 40 F SYSTEM - L = 1755 mm	327	3,17 kg / 7 lbs
65929	INSERTO 40 F SYSTEM - L = 2005 mm	327	3,64 kg / 8 lbs
65930	INSERTO 40 F SYSTEM - L = 2255 mm	327	4,07 kg / 9 lbs
65931	INSERTO 40 F SYSTEM - L = 2505 mm	327	4,5 kg / 9.9 lbs
65932	INSERTO 40 F SYSTEM INNER CORNER MODULE - L = 285 x 285 mm	327	1,8 kg / 4 lbs
65933	INSERTO 40 F SYSTEM 90° CORNER MODULE - L = 260 x 260 mm	327	1,5 kg / 3.3 lbs
65951	INSERTO 65 F, 48V DC - L = 280 mm	331	0,65 kg / 1.4 lbs
65952	INSERTO 65 F, 48V DC - L = 530 mm	331	1,15 kg / 2.5 lbs
65953	INSERTO 65 F, 48V DC - L = 780 mm	331	1,64 kg / 3.6 lbs
65954	INSERTO 65 F, 48V DC - L = 1030 mm	331	2,14 kg / 4.7 lbs
65955	INSERTO 65 F, 48V DC - L = 1280 mm	331	2,64 kg / 5.8 lbs
65956	INSERTO 65 F, 48V DC - L = 1530 mm	331	3,18 kg / 7 lbs
65957	INSERTO 65 F, 48V DC - L = 1780 mm	331	3,68 kg / 8.1 lbs
65958	INSERTO 65 F, 48V DC - L = 2030 mm	331	4,22 kg / 9.3 lbs
65959	INSERTO 65 F, 48V DC - L = 2280 mm	331	4,72 kg / 10.4 lbs
65960	INSERTO 65 F, 48V DC - L = 2530 mm	331	5,22 kg / 11.5 lbs
65964	INSERTO 65 F SYSTEM - L = 527 mm	331	1,15 kg / 2.5 lbs
65965	INSERTO 65 F SYSTEM - L = 777 mm	331	1,64 kg / 3.6 lbs
65966	INSERTO 65 F SYSTEM - L = 1027 mm	331	2,14 kg / 4.7 lbs
65967	INSERTO 65 F SYSTEM - L = 1277 mm	331	2,64 kg / 5.8 lbs
65968	INSERTO 65 F SYSTEM - L = 1527 mm	331	3,18 kg / 7 lbs
65969	INSERTO 65 F SYSTEM - L = 1777 mm	331	3,68 kg / 8.1 lbs
65970	INSERTO 65 F SYSTEM - L = 2027 mm	331	4,22 kg / 9.3 lbs
65971	INSERTO 65 F SYSTEM - L = 2277 mm	331	4,72 kg / 10.4 lbs
65972	INSERTO 65 F SYSTEM - L = 2527 mm	331	5,22 kg / 11.5 lbs
65976	INSERTO 65 F SYSTEM - L = 505 mm	331	1,15 kg / 2.5 lbs
65977	INSERTO 65 F SYSTEM - L = 755 mm	331	1,64 kg / 3.6 lbs
65978	INSERTO 65 F SYSTEM - L = 1005 mm	331	2,14 kg / 4.7 lbs
65979	INSERTO 65 F SYSTEM - L = 1255 mm	331	2,64 kg / 5.8 lbs
65980	INSERTO 65 F SYSTEM - L = 1505 mm	331	3,18 kg / 7 lbs
65981	INSERTO 65 F SYSTEM - L = 1755 mm	331	3,68 kg / 8.1 lbs
65982	INSERTO 65 F SYSTEM - L = 2005 mm	331	4,22 kg / 9.3 lbs
65983	INSERTO 65 F SYSTEM - L = 2255 mm	331	4,72 kg / 10.4 lbs
65984	INSERTO 65 F SYSTEM - L = 2505 mm	331	5,22 kg / 11.5 lbs
65989	INSERTO 65 F SYSTEM INNER CORNER MODULE - L = 285 x 285 mm	331	1,8 kg / 4 lbs
65990	INSERTO 65 F SYSTEM 90° CORNER MODULE - L = 260 x 260 mm	331	1,5 kg / 3.3 lbs
66027	ATRIA MINI	39	0,15 kg / 0.3 lbs
66087	ATRIA IN	45	0,2 kg / 0.4 lbs
66096	ATRIA XS R	443	0,75 kg / 1.7 lbs
66098	ATRIA 60 P	437	0,25 kg / 0.6 lbs
66111	ATRIA X1	457	0,55 kg / 1.2 lbs
66121	ATRIA X1 R	457	0,55 kg / 1.2 lbs
66125	ATRIA X2 R	461	1 kg / 2.2 lbs
66127	ATRIA WW	451	0,55 kg / 1.2 lbs
66129	ATRIA FW	489	0,55 kg / 1.2 lbs
66133	INSIDE 60 SQ IP65	399	0,2 kg / 0.4 lbs
66142	BASTER XS R	473	0,3 kg / 0.7 lbs
66203	BUTTON 100 CL	265	0,7 kg / 1.5 lbs
66205	BUTTON 200 CL	265	2,5 kg / 5.5 lbs
66406	OKKIO 55 W	225	0,4 kg / 0.9 lbs
66408	OKKIO 100 W	229	1,2 kg / 2.6 lbs
66410	OKKIO 55 W2	225	0,4 kg / 0.9 lbs
66412	OKKIO 100 W2	229	1,2 kg / 2.6 lbs
66415	KUBO 54 W	253	0,35 kg / 0.8 lbs
66416	KUBO 54 W2	253	0,85 kg / 1.9 lbs
66418	KUBO 100 W	257	1 kg / 2.2 lbs
66436	ELLIPSE 60 IP67	495	0,15 kg / 0.3 lbs
66705	MEREZ	499	0,2 kg / 0.4 lbs
66707	MINI MEREZ	499	0,1 kg / 0.2 lbs
66708	MICRO MEREZ	499	0,1 kg / 0.2 lbs
66717	LAPPEN 1	79	0,15 kg / 0.3 lbs
66718	LAPPEN 2	79	0,15 kg / 0.3 lbs
66720	LAPPEN 180	79	0,15 kg / 0.3 lbs

66726 - 69080

CODE	NAME	PAGE	WEIGHT
66722	KUADRO 50 SQUARE MONOEMISSION, IP65	503	0,1 kg / 0.2 lbs
66724	KUADRO 50 SQUARE BIEMISSION, IP65	503	0,1 kg / 0.2 lbs
66726	KUADRO 50 ROUND MONOEMISSION, IP65	503	0,1 kg / 0.2 lbs
66728	KUADRO 50 ROUND BIEMISSION, IP65	503	0,1 kg / 0.2 lbs
67005	AGENA 1	83	0,4 kg / 0.9 lbs
67006	AGENA 2	83	0,4 kg / 0.9 lbs
67008	AGENA 180	83	0,4 kg / 0.9 lbs
67032	MEROPE 100	61	0,85 kg / 1.9 lbs
67034	MEROPE 140 AD	73	1,45 kg / 3.2 lbs
67036	MEROPE 140	73	1,45 kg / 3.2 lbs
67038	MEROPE 70	51	0,32 kg / 0.71 lbs
67044	MEROPE 100 AD	61	0,85 kg / 1.9 lbs
67054	MEROPE 100 WW	55	0,75 kg / 1.65 lbs
67056	MEROPE 140 WW	67	1,45 kg / 3.2 lbs
67107	OKKIO 55 CL, IP54	195	0,3 kg / 0.7 lbs
67108	OKKIO 55 CL, IP44	195	0,3 kg / 0.7 lbs
67110	OKKIO 100 CL	215	1,1 kg / 2.4 lbs
67114	OKKIO 130 CL	219	2 kg / 4.4 lbs
67116	KUBO 54 CL, IP54	245	0,4 kg / 0.9 lbs
67118	KUBO 54 CL, IP41	245	0,4 kg / 0.9 lbs
67121	KUBO 100 CL	249	1 kg / 2.2 lbs
67125	KUBO 54 AD	245	0,4 kg / 0.9 lbs
67145	OKKIO 55 AD	199	0,3 kg / 0.7 lbs
67177	OKKIO 100 SD	237	1,6 kg / 3.5 lbs
67205	MAIA - H = 110 mm	143	0,7 kg / 1.5 lbs
67206	MAIA - H = 360 mm	143	0,77 kg / 1.7 lbs
67207	MAIA - H = 610 mm	143	1,05 kg / 2.3 lbs
67214	MAIA ET - H = 430 mm	149	1,63 kg / 3.6 lbs
67215	MAIA ET - H = 680 mm	149	1,77 kg / 3.9 lbs
67217	MAIA X1 - H = 190 mm	153	1,85 kg / 4.1 lbs
67218	MAIA X1 - H = 350 mm	153	2,05 kg / 4.5 lbs
67219	MAIA X1 - H = 700 mm	153	2,41 kg / 5.3 lbs
67223	TONDO 90 - H = 300 mm	161	0,5 kg / 1.1 lbs
67224	TONDO 90 - H = 600 mm	161	0,7 kg / 1.5 lbs
67226	TONDO 190 - H = 600 mm	161	1,3 kg / 2.9 lbs
67231	FIREFLY - H = 1140 mm	171	0,2 kg / 0.4 lbs
67232	FIREFLY - H = 1440 mm	171	0,2 kg / 0.4 lbs
67233	FIREFLY - H = 1740 mm	171	0,3 kg / 0.7 lbs
67234	FIREFLY - H = 2040 mm	171	0,35 kg / 0.8 lbs
67241	MINI FIREFLY	167	0,2 kg / 0.4 lbs
67243	GARDEN RAZOR - H = 1030 mm	175	0,15 kg / 0.3 lbs
67245	GARDEN RAZOR - H = 1630 mm	175	0,2 kg / 0.4 lbs
67247	MINI TONDO - H = 635 mm	157	0,1 kg / 0.2 lbs
67249	MINI TONDO - H = 1035 mm	157	0,15 kg / 0.3 lbs
67251	MAIA MINI DUO	157	0,5 kg / 1.1 lbs
67255	MAIA DUO	131	0,8 kg / 1.8 lbs
67259	MAIA X1 DUO	135	1,3 kg / 2.9 lbs
67261	MAIA X2 DUO	139	1,4 kg / 3.1 lbs
67461	LINEAR TUBE SLIM - L = 301 mm	185	0,21 kg / 0.5 lbs
67462	LINEAR TUBE SLIM - L = 551 mm	185	0,3 kg / 0.7 lbs
67463	LINEAR TUBE SLIM - L = 801 mm	185	0,39 kg / 0.9 lbs
67464	LINEAR TUBE SLIM - L = 1051 mm	185	0,48 kg / 1.1 lbs
67465	LINEAR TUBE SLIM - L = 1301 mm	185	0,57 kg / 1.3 lbs
67466	LINEAR TUBE SLIM - L = 1551 mm	185	0,66 kg / 1.5 lbs
67467	LINEAR TUBE SLIM - L = 1801 mm	185	0,75 kg / 1.7 lbs
67468	LINEAR TUBE SLIM - L = 2051 mm	185	0,84 kg / 1.8 lbs
67469	LINEAR TUBE SLIM - L = 2301 mm	185	0,93 kg / 2 lbs
67470	LINEAR TUBE SLIM - L = 2551 mm	185	1,02 kg / 2.2 lbs
67471	LINEAR TUBE SLIM - L = 2801 mm	185	1,11 kg / 2.4 lbs
67472	LINEAR TUBE SLIM - L = 3051 mm	185	1,2 kg / 2.6 lbs
67735	JOLI 1, pole with round module	179	26 kg / 57 lbs
67738	JOLI 2, pole with three projectors	179	23 kg / 51 lbs
67741	JOLI 1, round module only	179	6 kg / 13 lbs
67744	JOLI 2, one projector only	179	1 kg / 2.2 lbs
67915	INSERTO DO - L = 270 mm	107	0,95 kg / 2.1 lbs
67916	INSERTO DO - L = 520 mm	107	1,9 kg / 4.2 lbs
67917	INSERTO DO - L = 770 mm	107	2,85 kg / 6.3 lbs
67918	INSERTO DO - L = 1020 mm	107	3,8 kg / 8.4 lbs
67921	INSERTO WO - L = 270 mm	119	0,5 kg / 1.1 lbs
67922	INSERTO WO - L = 520 mm	119	1 kg / 2.2 lbs
67923	INSERTO WO - L = 770 mm	119	1,5 kg / 3.3 lbs
67924	INSERTO WO - L = 1020 mm	119	2 kg / 4.4 lbs
67925	INSERTO MINI DO - L = 270 mm	103	0,25 kg / 0.6 lbs
67926	INSERTO MINI DO - L = 520 mm	103	0,45 kg / 1 lbs
67927	INSERTO MINI DO - L = 770 mm	103	0,65 kg / 1.4 lbs
67928	INSERTO MINI DO - L = 1020 mm	103	0,9 kg / 1.9 lbs
67930	INSERTO MINI DO - L = 2020 mm	103	1,75 kg / 3.9 lbs
67932	BUTTON 60 DO	97	0,35 kg / 0.8 lbs
67933	BUTTON 100 DO	97	0,9 kg / 2 lbs
67935	BUTTON 200 DO	97	3,6 kg / 7.9 lbs
67941	BUTTON 60 SQ DO	91	0,35 kg / 0.8 lbs
67943	BUTTON 100 SQ DO	91	0,95 kg / 2.1 lbs
67945	BUTTON 200 SQ DO	91	3 kg / 6.6 lbs
67961	BUTTON 60 W	115	0,2 kg / 0.4 lbs
67963	BUTTON 100 W	115	0,33 kg / 0.7 lbs
67965	BUTTON 200 W	115	1,2 kg / 2.6 lbs
69051	Power supply 24V DC, ON/OFF, 240W, IP65	285	1,3 kg / 2.9 lbs
69052	Power supply 24V DC, ON/OFF, 100W, IP20	285	0,52 kg / 1.14lbs
69054	Power supply 24V DC, ON/OFF, 60W, IP67	285	0,45 kg / 1 lbs
69062	Power supply 24V DC, 1-10V, 60°, 60W, IP67	285	0,72 kg / 1.6 lbs
69063	Power supply 24V DC, 1-10V, 60°, 100W, IP67	285	1,1 kg / 2.4 lbs
69064	Power supply 24V DC, 1-10V, 60°, 150W, IP67	285	1,2 kg / 2.6 lbs
69074	Power supply 700 mA, DALI, 32W, IP20	139	0,2 kg / 0.4 lbs
69076	Power supply 500 mA, ON/OFF, 1-10V, DALI, 35W, IP20	229	0,2 kg / 0.4 lbs
69077	Power supply 900 mA, DALI, 60W, IP20	393	0,2 kg / 0.4 lbs
69079	Power supply 350 mA, DALI, 15W, IP20	429	0,2 kg / 0.4 lbs
69080	Power supply 500 mA, DALI, 20W, IP20	157	0,2 kg / 0.4 lbs

69086 - 69436

CODE	NAME	PAGE	WEIGHT
69086	Power supply 350 mA, ON/OFF, 15W, IP20	225	0,2 kg / 0.4 lbs
69088	Power supply 500 mA, ON/OFF, 20W, IP20	135	0,2 kg / 0.4 lbs
69089	Power supply 700 mA, ON/OFF, 25W, IP20	139	0,2 kg / 0.4 lbs
69090	Power supply 350 mA, 1-10V, 18W, IP20	225	0,2 kg / 0.4 lbs
69091	Power supply 500 mA, 1-10V, 20W, IP20	225	0,2 kg / 0.4 lbs
69092	Power supply 700 mA, 1-10V, 25W, IP20	393	0,2 kg / 0.4 lbs
69093	Power supply 900 mA, 1-10V, 50W, IP20	393	0,2 kg / 0.4 lbs
69094	Power supply 900 mA, ON-OFF, 38W, IP20	393	0,2 kg / 0.4 lbs
69095	Power supply 500 mA, ON-OFF, 12W, IP20	157	0,07 kg / 0.15 lbs
69096	Power supply 48V DC, 1-10V o DALI, 55W, IP20	399	0,2 kg / 0.4 lbs
69097	Power supply 48V DC, 0-10V, 120W, IP67	399	1 kg / 2.2 lbs
69107	Power supply 350 mA, ON/OFF, 10W, IP20	437	0,05 kg / 0.11 lbs
69109	Power supply 500 mA, ON/OFF, 10W, IP20	199	0,05 kg / 0.11 lbs
69118	Power supply 350 mA, Tunable white - DALI DT8, 17,5W, IP20	373	0,2 kg / 0.4 lbs
69119	Power supply 500 mA, Tunable white - DALI DT8, 35W, IP20	379	0,2 kg / 0.4 lbs
69181	Power supply 48V DC, ON/OFF, 40W, IP67	195	0,4 kg / 0.9 lbs
69182	Power supply 48V DC, ON/OFF, 60W, IP67	195	0,4 kg / 0.9 lbs
69183	Power supply 48V DC, ON/OFF, 100W, IP20	237	0,5 kg / 1.1 lbs
69185	Power supply 48V DC, 1-10V, 60°, 40W, IP67	245	0,7 kg / 1.5 lbs
69186	Power supply 48V DC, 1-10V, 60°, 60W, IP67	245	0,7 kg / 1.5 lbs
69187	Power supply 48V DC, 1-10V, 60°, 100W, IP67	249	1 kg / 2.2 lbs
69188	Power supply 48V DC, 1-10V, 60°, 150W, IP67	249	1 kg / 2.2 lbs
69189	Power supply 48V DC, 1-10V, 60°, 240W, IP67	277	1 kg / 2.2 lbs
69195	Power supply 48V DC, DALI, 75W, IP67	277	0,75 kg / 1.7 lbs
69196	Power supply 48V DC, DALI, 100W, IP67	277	0,9 kg / 2 lbs
69197	Power supply 48V DC, DALI, 150W, IP67	277	0,9 kg / 2 lbs
69201	Power supply 24V DC, DALI, 75W, IP67	285	0,7 kg / 1.5 lbs
69202	Power supply 24V DC, DALI, 100W, IP67	285	0,7 kg / 1.5 lbs
69203	Power supply 24V DC, DALI, 150W, IP67	285	0,9 kg / 2 lbs
69301	Housing box for concrete: ATRIA MINI, LAPPEN	39	0,03 kg / 0.06 lbs
69302	Housing box for concrete: MEREZ, ATRIA IN	45	0,05 kg / 0.1 lbs
69307	AGENA, housing box	83	0,3 kg / 0.7 lbs
69314	Housing box for concrete: ATRIA X1 R / X1	457	0,25 kg / 0.6 lbs
69341	ELLIPSE 60, mount. frame for plasterboard	495	0,06 kg / 0.13 lbs
69343	ELLIPSE 60, mount. frame for US market	495	0,16 kg / 0.36 lbs
69352	ELLIPSE 60, housing box for concrete	495	0,3 kg / 0.7 lbs
69357	ELLIPSE 100, mount. frame for plasterboard	495	0,1 kg / 0.2 lbs
69359	ELLIPSE 100, housing box for concrete	495	0,57 kg / 1.26 lbs
69360	ELLIPSE 100, mount. frame for US market	495	0,35 kg / 0.77 lbs
69361	INSIDE 60 SQ, white mount. frame 13mm / 0.51”	399	0,1 kg / 0.2 lbs
69362	INSIDE 60 SQ, black mount. frame 13mm / 0.51”	399	0,1 kg / 0.2 lbs
69363	INSIDE 80 SQ, white mount. frame 13mm / 0.51”	403	0,15 kg / 0.3 lbs
69364	INSIDE 80 SQ, black mount. frame 13mm / 0.51”	403	0,15 kg / 0.3 lbs
69367	INSIDE 120 SQ2/SQ3, white mount. frame 13mm / 0.51”	407	0,36 kg / 0.79 lbs
69368	INSIDE 120 SQ2/SQ3, black mount. frame 13mm / 0.51”	407	0,36 kg / 0.79 lbs
69371	INSIDE 60 R, mount. frame 13mm / 0.51”	373	0,04 kg / 0.08 lbs
69372	INSIDE 75 R, mount. frame 13mm / 0.51”	379	0,05 kg / 0.1 lbs
69373	MUSHROOM MINI PL, mount. frame 13mm / 0.51”	411	0,05 kg / 0.1 lbs
69374	INSIDE 120 R, mount. frame 13mm / 0.51”	393	0,06 kg / 0.12 lbs
69374	MUSHROOM SMALL PL, mount. frame 13mm / 0.51”	415	0,07 kg / 0.15 lbs
69375	INSIDE 40 R, height adjustable mount. frame for millwork	365	0,05 kg / 0.1 lbs
69376	INSIDE 60 R, mount. frame f rom 10 to 30 mm / from 0.39” to 1.18”	373	0,06 kg / 0.12 lbs
69377	INSIDE 75 R, mount. frame from 10 to 30 mm / from 0.4” to 1.2”	379	0,08 kg / 0.2 lbs
69378	MUSHROOM MINI PL, mount. frame from 10 to 30 mm / from 0.4” to 1.2”	411	0,06 kg / 0.12 lbs
69379	INSIDE 120 R, mount. frame from 10 to 30 mm / from 0.4” to 1.2”	393	0,13 kg / 0.29 lbs
69379	MUSHROOM SMALL PL, mount. frame from 10 to 30 mm / from 0.4” to 1.2”	415	0,1 kg / 0.2 lbs
69381	INSIDE 60 SQ, white mount. frame from 10 to 30 mm / from 0.4” to 1.2”	399	0,1 kg / 0.2 lbs
69382	INSIDE 60 SQ, black mount. frame from 10 to 30 mm / from 0.4” to 1.2”	399	0,1 kg / 0.2 lbs
69383	INSIDE 80 SQ, white mount. frame from 10 to 30 mm / from 0.4” to 1.2”	403	0,14 kg / 0.31 lbs
69384	INSIDE 80 SQ, black mount. frame from 10 to 30 mm / from 0.4” to 1.2”	403	0,14 kg / 0.31 lbs
69385	INSIDE 120 SQ2/SQ3, white mount. frame from 10 to 30 mm / from 0.4” to 1.2”	407	0,27 kg / 0.6 lbs
69386	INSIDE 120 SQ2/SQ3, black mount. frame from 10 to 30 mm / from 0.4” to 1.2”	407	0,27 kg / 0.6 lbs
69387	INSIDE 60 R, mount. frame for millwork	373	0,06 kg / 0.12 lbs
69388	INSIDE 75 R, mount. frame for millwork	379	0,08 kg / 0.2 lbs
69389	INSIDE 120 R, mount. frame for millwork	393	0,13 kg / 0.29 lbs
69391	housing box for concrete ATRIA MINI	39	0,1 kg / 0.2 lbs
69393	housing box for concrete ATRIA IN	45	0,1 kg / 0.2 lbs
69396	housing box for MINI MEREZ	499	0,1 kg / 0.2 lbs
69397	housing box for concrete ATRIA FW	489	0,4 kg / 0.88 lbs
69405	INSERTO WO, housing box - L = 274 mm	119	0,55 kg / 1.2 lbs
69406	INSERTO WO, housing box - L = 524 mm	119	0,95 kg / 2.1 lbs
69407	INSERTO WO, housing box - L = 774 mm	119	1,35 kg / 3 lbs
69408	INSERTO WO, housing box - L = 1024 mm	119	1.75 kg / 3.9 lbs
69410	INSERTO DO, housing box - L = 273 mm	107	1,15 kg / 2.5 lbs
69411	INSERTO DO, housing box - L = 523 mm	107	2,05 kg / 4.5 lbs
69412	INSERTO DO, housing box - L = 773 mm	107	3 kg / 6.6 lbs
69413	INSERTO DO, housing box - L = 1023 mm	107	4 kg / 8.8 lbs
69415	INSERTO MINI DO, housing box - L = 273 mm	103	1,15 kg / 2.5 lbs
69416	INSERTO MINI DO, housing box - L = 523 mm	103	2,05 kg / 4.5 lbs
69417	INSERTO MINI DO, housing box - L = 773 mm	103	3 kg / 6.6 lbs
69418	INSERTO MINI DO, housing box - L = 1023 mm	103	4 kg / 8.8 lbs
69420	INSERTO MINI DO, housing box - L = 2023 mm	103	8 kg / 17.6 lbs
69423	BUTTON 200 DO, housing box	97	0,3 kg / 0.7 lbs
69424	BUTTON 60 DO, adj. housing box	97	0,1 kg / 0.2 lbs
69426	BUTTON 200 DO, adj. housing box	97	1,5 kg / 3.3 lbs
69427	BUTTON 60 DO, housing box	97	0,09 kg / 0.2 lbs
69443	BUTTON 100 DO, housing box	97	0,2 kg / 0.4 lbs
69445	BUTTON 100 DO, adj. housing box	97	0,3 kg / 0.7 lbs
69451	INSERTO 65 F/65 T, housing box - L = 310 mm	331	0,85 kg / 1.9 lbs
69452	INSERTO 65 F/65 T, housing box - L = 560 mm	331	1,5 kg / 3.3 lbs
69453	INSERTO 65 F/65 T, housing box - L = 810 mm	331	2,1 kg / 4.6 lbs
69454	INSERTO 65 F/65 T, housing box - L = 1060 mm	331	2,8 kg / 6.2 lbs

69437 - 69883

CODE	NAME	PAGE	WEIGHT
69455	INSERTO 65 F/65 T, housing box - L = 1310 mm	331	3,2 kg / 7 lbs
69456	INSERTO 65 F/65 T, housing box - L = 1560 mm	331	4,1 kg / 9 lbs
69457	INSERTO 65 F/65 T, housing box - L = 1810 mm	331	4,75 kg / 10.5 lbs
69458	INSERTO 65 F/65 T, housing box - L = 2060 mm	331	5,3 kg / 11.7 lbs
69459	INSERTO 65 F/65 T, housing box - L = 2310 mm	331	5,94 kg / 13.1 lbs
69460	INSERTO 65 F/65 T, housing box - L = 2560 mm	331	6,58 kg / 14.5 lbs
69471	BUTTON 60 SQ DO, housing box	91	0,45 kg / 1 lbs
69472	BUTTON 60 SQ DO, adj. housing box	91	0,5 kg / 1.1 lbs
69473	BUTTON 100 SQ DO, housing box	91	0,55 kg / 1.2 lbs
69474	BUTTON 100 SQ DO, adj. housing box	91	0,55 kg / 1.2 lbs
69475	BUTTON 200 SQ DO, housing box	91	1,2 kg / 2.6 lbs
69476	BUTTON 200 SQ DO, adj. housing box	91	0,7 kg / 1.5 lbs
69477	MEROPE 100, housing box	61	0,45 kg / 1 lbs
69478	MEROPE 100, adj. housing box	61	0,55 kg / 1.2 lbs
69482	MEROPE 70, housing box	51	0,35 kg / 0.77 lbs
69483	MEROPE 70, adj. housing box	51	0,35 kg / 0.77 lbs
69484	MEROPE 70, indoor housing box	51	0,25 kg / 0.6 lbs
69493	BUTTON 100 W, housing box	115	0,15 kg / 0.3 lbs
69495	BUTTON 200 W, housing box	115	0,3 kg / 0.7 lbs
69497	BUTTON 100 W, adj. housing box	115	0,15 kg / 0.3 lbs
69498	BUTTON 200 W, adj. housing box	115	0,3 kg / 0.7 lbs
69521	BUTTON 60 W, housing box for plasterboard	115	0,15 kg / 0.3 lbs
69522	BUTTON 100 W, housing box for plasterboard	115	0,15 kg / 0.3 lbs
69523	BUTTON 200 W, housing box for plasterboard	115	0,15 kg / 0.3 lbs
69537	INSIDE 40 R, mounting frame for plasterboard	367	0,05 kg / 0.1 lbs
69540	INSIDE 60 R, mount. frame for plasterboard US market	373	0,06 kg / 0.13 lbs
69541	INSIDE 75 R, mount. frame for plasterboard US market	379	0,08 kg / 0.18 lbs
69543	INSIDE 120 R, mount. frame for plasterboard US market	393	0,12 kg / 0.26 lbs
69545	INSIDE 60 SQ, white mount. frame for plasterboard US market	399	0,11 kg / 0.24 lbs
69546	INSIDE 60 SQ, black mount. frame for plasterboard US market	399	0,11 kg / 0.24 lbs
69547	INSIDE 80 SQ, white mount. frame for plasterboard US market	403	0,15 kg / 0.33 lbs
69548	INSIDE 80 SQ, black mount. frame for plasterboard US market	403	0,15 kg / 0.33 lbs
69549	INSIDE 120 SQ2/SQ3, white mount. frame for plasterboard US market	407	0,28 kg / 0.62 lbs
69550	INSIDE 120 SQ2/SQ3, black mount. frame for plasterboard US market	407	0,28 kg / 0.62 lbs
69551	OKKIO 60 WW, mounting frame for US market	203	0,3 kg / 0.66 lbs
69558	PLUS ONE mounting frame for plasterboard	357	0,2 kg / 0.4lbs
69559	DOT 30 FW/MICRO MEREZ housing box for concrete	485	0,2 kg / 0.4 lbs
69561	MEROPE 140, adj. housing box	73	0,26 kg / 0.57 lbs
69591	No.2 keys for the extraction of the luminaire: INSERTO DO/WO	107	0,01 kg / 0.02 lbs
69592	Suction cup: BUTTON 60 DO/60 SQ DO	97	0,03 kg / 0.06 lbs
69593	Suction cup: BUTTON 100/200 DO	97	0,1 kg / 0.2 lbs
69594	Suction cup: INSIDE 40 R WALLWASHER	365	0,05 kg / 0.1 lbs
69595	INSIDE SQ, Key for extraction of the luminaire from the mount. frame	399	0,02 kg / 0,04 lbs
69813	LINEAR TUBE, two spring clips	185	0,01 kg / 0.02 lbs
69815	INSERTO MINI T, two spring clips for plasterboard	321	0,01 kg / 0.02 lbs
69821	LINEAR TUBE, two security brackets aluminum	185	0,04 kg / 0.08 lbs
69823	LINEAR TUBE, two security brackets 304	185	0,1 kg / 0.2 lbs
69832	INSERTO MINI CL, two magnets	285	0,10 kg / 0.22 lbs
69834	ATRIA MINI, spring clips	39	0,01 kg / 0.02 lbs
69841	IP68 connector, 1 IN - 1 OUT, 3 wires	45	0,03 kg / 0.06 lbs
69842	IP68 connector, 1 IN - 1 OUT, 2 wires	45	0,02 kg / 0.04 lbs
69843	IP68 connector, 1 IN - 3 OUT, parallel wiring / series wiring, 4 wires	45	0,08 kg / 0.17 lbs
69846	IP68 connector, 1 IN - 1 OUT, 4 wires	107	0,02 kg / 0.04 lbs
69847	IP68 connector, 1 IN - 2 OUT, parallel wiring, 2 wires	45	0,02 kg / 0.04 lbs
69848	IP68 connector, 1 IN - 3 OUT, parallel wiring, 2 wires	179	0,02 kg / 0.04 lbs
69849	IP68 connector, 1 IN - 1 OUT, 3 wires	103	0,02 kg / 0.04 lbs
69859	Spike: MAIA MINI DUO/MAIA DUO	129	0,2 kg / 0.4 lbs
69861	Spike: MAIA X1 DUO/X2 DUO	135	0,7 kg / 1.5 lbs
69865	IP68 connector, 1 IN - 1 OUT, 2 wires ATRIA MINI / LAPPEN	39	0,02 kg / 0.04 lbs
69862	Spike: MAIA / MAIA ET / MAIA X1	143	0,7 kg / 1.5 lbs
69864	Spike: MINI TONDO / FIREFLY / GARDEN RAZOR	157	0,2 kg / 0.4 lbs
69865	IP68 connector, 1 IN - 1 OUT, 2 wires - LAPPEN / ATRIA MINI	39	0,04 kg / 0.08 lbs
69876	anti-glare snoot - MAIA/MAIA ET/MAIA DUO	143	0,2 kg / 0.4 lbs
69877	anti-glare snoot - MAIA X1	153	0,2 kg / 0.4 lbs
69882	additional stem module 300 mm - TONDO	161	0,1 kg / 0.22 lbs
69883	additional stem module 600 mm - TONDO	161	0,3 kg / 0.66 lbs

©Copyright ADE Elettronica srl 2025

All rights reserved
ADE Elettronica srl / B LIGHT
via L. Galvani, 6 - 33083 - Villotta di Chions (PN), Italy
Phone. +39 0434 630835 - info@b-light.it
www.b-light.it

ADE Elettronica / B LIGHT è alla continua ricerca di migliorie e innovazioni da applicare
ai propri apparecchi e si riserva la facoltà di modificare, in qualunque momento e senza preavviso,
le caratteristiche tecniche dei prodotti di questo catalogo.
Le descrizioni riportate nel presente catalogo non sono, quindi, vincolanti.
Le condizioni generali di vendita sono pubblicate nel listino in vigore

ADE Elettronica / B LIGHT is in continuous search for improvements and innovations to apply
to its products and reserves the right to modify the luminaires without notice.
The descriptions reported in this catalogue are therefore not binding.
General sales terms and conditions are published in the current price list