

SHAPES OF LIGHT



SHAPES OF LIGHT

LIGHT
IS
LIFE

Luce è innovazione

È la ricerca
che incontra
il design



**Light
is innovation**

It is created
where research
meets design

Luce è passione

È l'idea
che incontra
l'esperienza



**Light
is passion**

It shines
where ideas
meet experience

Luce è molteplicità









È lo stile
che incontra
la creatività

















































**Light
is variety**

It radiates
where style
meets creativity

INDICE

	Indoor
	Outdoor
	Sospensione/ Pendant lamp
	Plafoniera/ Ceiling lamp
	Parete/ Wall lamp
	Tavolo/ Table lamp
	Terra/ Floor lamp
	Comfort acustico/ Sound absorbing

DESIGN

20	ABC					
26	ALCO					
36	ANGELICA					
46	ATOLLO					
54	AURA					
58	BAOBAB					
66	BOLLA ELLISSE					
74	BUTTERFLY					
80	CAMPANONE					
86	CHANDELIER					
94	CHANDELIER LONGUE					
102	CHARLIE					
110	CIRCUS					
116	CLIP					
122	COCÒ					

DESIGN

















128	CORNER	 
134	DISCOVOLANTE	   
144	DISK	  
150	EVA	 
156	FLORINDA	   
166	FLORINDA DESNUDA	  
172	GECO	 
178	HAMMER	  
186	ICARO	  
192	ICARO BALL	  
198	IDEA	    
206	LOTO	  
214	MOOD	   
220	MOOD DESNUDA	 
224	MULTIBALL	 

228	NUCLEO	 
234	OMBRELLA	  
240	ORB	 
248	PEGGY	   
256	RIGHELLO	   
262	RING	   
268	RING TONDA	   
272	SESTANTE	   

CLASSIC SHAPES

280	CILINDRO	 
286	LOST	   
292	LUCILLA	   
298	LUCILLA TONDA	    
304	MILLELUCI	 
310	OLIVIA	  
316	OTTOVOLANTE	  
322	RETTANGOLO	  
328	RETTANGOLO SLIM	  
332	REVERSE	 
338	ROMEO	   

OUTDOOR

346	ANGELICA	   
354	ATOLLO	    
358	CAMPANONE	   
364	DIogene	    
368	ICARO	   
372	ICARO BALL	   
376	SESTANTE	   

DESIGN

Abc	Alco	Angelica	Atollo	Aura	Baobab
Bolla Ellisse	Butterfly	Campanone	Chandelier	Chandelier Longue	Charlie
Circus	Clip	Cocò	Corner	Discovolante	Disk
Eva	Florinda	Florinda Desnuda	Geco	Hammer	Icaro
Icaro Ball	Idea	Loto	Mood	Mood Desnuda	Multiball
Nucleo	Ombrella	Orb	Peggy	Righello	Ring
Ring Tonda	Sestante				

CLASSIC SHAPES

Cilindro	Lost	Lucilla	Lucilla Tonda	Milleluci	Olivia
Ottovolante	Rettangolo	Rettangolo Slim	Reverse	Romeo	

OUTDOOR

Angelica	Atollo	Campanone	Diogene	Icaro	Icaro Ball
Sestante					

DESIGN

20	ABC	156	FLORINDA
26	ALCO	166	FLORINDA DESNUDA
36	ANGELICA	172	GECO
46	ATOLLO	178	HAMMER
54	AURA	186	ICARO
58	BAOBAB	192	ICARO BALL
66	BOLLA ELLISSE	198	IDEA
74	BUTTERFLY	206	LOTO
80	CAMPANONE	214	MOOD
86	CHANDELIER	220	MOOD DESNUDA
94	CHANDELIER LONGUE	224	MULTIBALL
102	CHARLIE	228	NUCLEO
110	CIRCUS	234	OMBRELLA
116	CLIP	240	ORB
122	COCÒ	248	PEGGY
128	CORNER	256	RIGHELLO
134	DISCOVOLANTE	262	RING
144	DISK	268	RING TONDA
150	EVA	272	SESTANTE



ABC

Per dare un tocco di brio bastano linee semplici e colorate, da mixare e comporre come vuoi tu.

Con le sospensioni ABC è facile donare agli ambienti la giusta combinazione di carattere e stile.

To add a touch of zest, all you need are simple colourful designs you can mix and match as you like. With ABC pendant lamps it's easy to give environments the right combination of character and style.

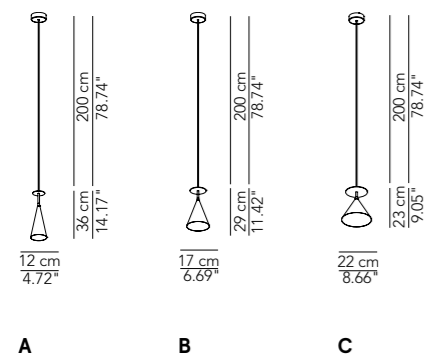






Lamp		Dimensions	Light source
Pendant lamp	Abc A	Ø 12 x 36 cm weight 1 kg	lamp type 1 x GU10 max watt 28 W HES DIM
	Abc B	Ø 17 x 29 cm weight 1 kg	lamp type 1 x GU10 max watt 28 W HES DIM
	Abc C	Ø 22 x 23 cm weight 1,5 kg	lamp type 1 x GU10 max watt 28 W HES DIM

Pendant lamp



Finishes

Colours



White



Lead grey



Matt gold



Brick



Lime

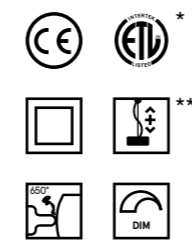


Blue China

Lampada in metallo/
Metal diffuser



IP20



Dettaglio rosone/
Ceiling rose detail

* on demand

** cable on measure




ALCO

Vesti la luce di fascino e tecnologia con Alco, dove le linee avvolgenti sono rivestite da un morbido tessuto cucito con funzione anche di comfort acustico. Sospensioni o plafoniere di grandi dimensioni dal forte impatto visivo.

Dress your light with the allure and technology of Alco's embracing shapes upholstered in soft stitched fabric, which also provides acoustic comfort. Large-sized pendant or ceiling lamps with a strong visual impact.









Lamp		Dimensions	Light source
Pendant lamp	Alco 90	Ø 90 x 40 cm weight 23 kg	lamp type 1 LED module 23 W / 57 W luminous efficacy 3628 Lm / 8750 Lm light colour 2700 K DIM DALI - push DIM / TRIAC
	Alco 120	Ø 120 x 40 cm weight 36 kg	lamp type 1 LED module 23 W / 57 W luminous efficacy 3628 Lm / 8750 Lm light colour 2700 K DIM DALI - push DIM / TRIAC

Finishes

Diffuser textiles



Kvadrat



Soft Textile



Tailor

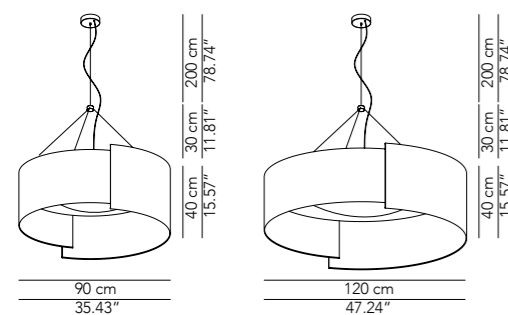


Wool

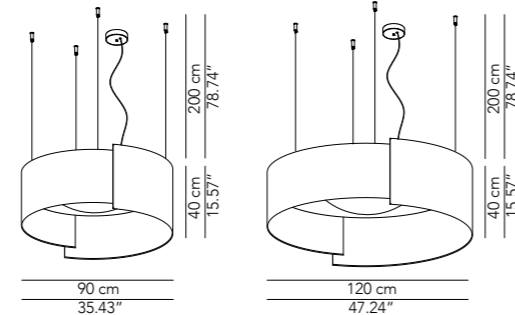
Diffusore in tessuto,
struttura in metallo/
Fabric lampshade,
metal structure



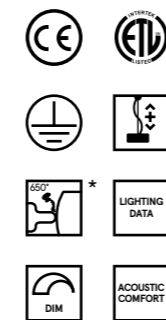
Pendant lamp



ETL version



IP20



* on demand
** cable on measure



Dettaglio/
Detail



Dettaglio rosone CE/
CE ceiling rose
detail



Versione ETL/
ETL version



Lamp		Dimensions	Light source
Ceiling lamp	Alco 90	Ø 90 x 48 cm weight 23 kg	lamp type 1 LED module 23 W / 57 W luminous efficacy 3628 Lm / 8750 Lm light colour 2700 K DIM DALI - push DIM / TRIAC
	Alco 120	Ø 120 x 48 cm weight 36 kg	lamp type 1 LED module 23 W / 57 W luminous efficacy 3628 Lm / 8750 Lm light colour 2700 K DIM DALI - push DIM / TRIAC

Finishes

Diffuser textiles



Kvadrat



Soft Textile



Tailor

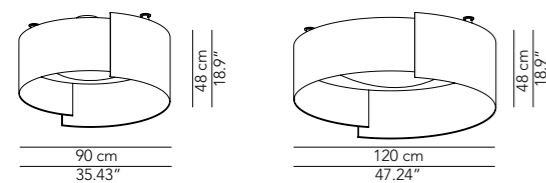


Wool

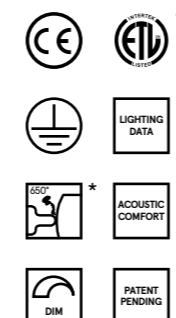
Diffusore in tessuto,
struttura in metallo/
Fabric lampshade,
metal structure



Ceiling lamp



IP20



* on demand



Dettaglio/
Detail



ANGELICA

Un gioco di equilibri caratterizza la figura di Angelica, una lampada da parete o da terra che si slancia verso il punto focale, così da illuminare sempre il centro della scena. Ideale per le zone living come per gli ambienti pubblici.

An interplay of balances is the feature of the Angelica wall or floor lamp, which sweeps upwards towards the focal point, ensuring the centre stage is always illuminated. Ideal for living areas and public spaces.



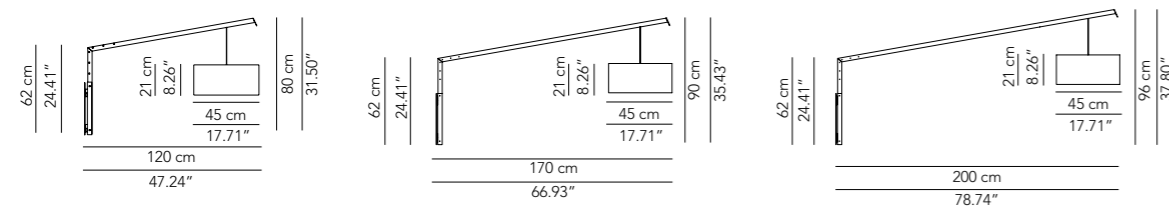




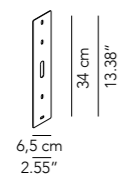


Lamp	Dimensions	Light source
Wall lamp Angelica 120	Ø 45 x 120 x 80 cm weight 2,5 kg	lamp type 1 x E27 max watt 70 W HES DIM
Angelica 170	Ø 45 x 170 x 90 cm weight 3 kg	lamp type 1 x E27 max watt 70 W HES DIM
Angelica 200	Ø 45 x 200 x 96 cm weight 3,5 kg	lamp type 1 x E27 max watt 70 W HES DIM

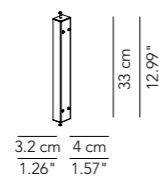
Wall lamp



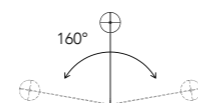
Backing plate for US version



Accessory for wall fixing



Rotation of the arm



Finishes

Body colours



White



Black

Diffuser textiles



Cotton



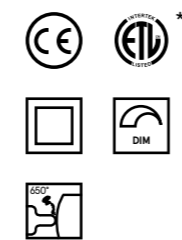
Washable



Wool

Diffusore in tessuto,
struttura in metallo/
Fabric lampshade,
metal structure

IP20



* on demand



Cavo regolabile/
Adjustable cable



Accessorio
aggancio a parete/
Accessory
for wall fixing

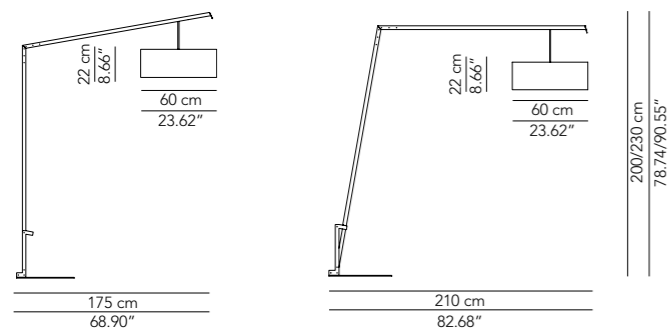


Piastra per
versione USA/
Backing plate
for US version



Lamp		Dimensions	Light source
Floor lamp	Angelica	Ø 60 x 175 ↔ 210	lamp type 1 x E27 max watt 70 W HES DIM

Floor lamp



Finishes

Body colours



White



Black


Diffuser textiles



Cotton



Washable

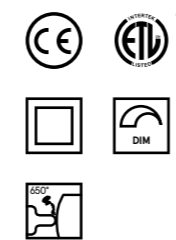


Wool

Diffusore in tessuto,
struttura in metallo/
Fabric lampshade,
metal structure



IP20



Cavo regolabile/
Adjustable cable


* on demand



ATOLLO

Elementi luminosi in polietilene dalle forme circolari, adatti sia per spazi interni che esterni, rappresentano vere e proprie isole di luce dal candore schietto e riposante tipico delle spiagge tropicali.

Circular-shaped polyethylene lighting elements suitable for both indoor and outdoor spaces create veritable islands of the bright, restful light typical of tropical beaches.

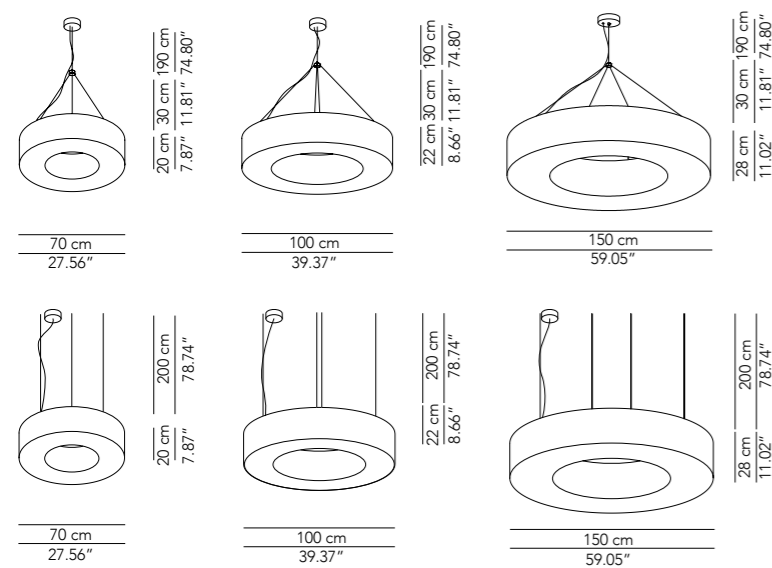






Lamp	Dimensions	Light source
Pendant lamp	Atollo 70	lamp type 6 x E27 max watt 6 x 42 W HES DIM
	Ø 70 x 20 cm weight 13 kg	lamp type strip LED 40 W luminous efficacy 7000 Lm light colour 3000 K DIM DALI - push DIM
Atollo 100	Ø 100 x 22 cm weight 30 kg	lamp type 8 x E27 max watt 8 x 42 W HES DIM
	Ø 100 x 22 cm weight 30 kg	lamp type strip LED 55 W luminous efficacy 9300 Lm light colour 3000 K DIM DALI - push DIM
Atollo 150	Ø 150 x 28 cm weight 50 kg	lamp type 12 x E27 HES max watt 12 x 42 W HES DIM
	Ø 150 x 28 cm weight 50 kg	lamp type strip LED 82 W luminous efficacy 14000 Lm light colour 3000 K DIM DALI - push DIM

Pendant lamp



Finishes

Colours



White

Diffusore in polietilene, struttura in metallo/
Diffuser in polyethylene, metal structure



IP31



* on demand
** cable on measure



Raccordo sospensione
1 cavo acciaio/
Connection for suspension
1 steel cable



Rosone sospensione
1 cavo acciaio/
Ceiling rose suspension
1 steel cable



Rosone sospensione
3-4 cavi acciaio/
Ceiling rose suspension
3-4 steel cables



Lamp		Dimensions	Light source
Ceiling lamp / Wall lamp	Atollo 70	Ø 70 x 28 cm weight 15 kg	lamp type 6 x E27 max watt 6 x 42 W HES DIM
		Ø 70 x 28 cm weight 15 kg	lamp type strip LED 40 W luminous efficacy 7000 Lm light colour 3000 K DIM DALI - push DIM
	Atollo 100	Ø 100 x 30 cm weight 33 kg	lamp type 8 x E27 max watt 8 x 28 W HES DIM
		Ø 100 x 30 cm weight 33 kg	lamp type strip LED 55 W luminous efficacy 9300 Lm light colour 3000 K DIM DALI - push DIM
	Atollo 150	Ø 150 x 36 cm weight 53 kg	lamp type 12 x E27 max watt 12 x 28 W HES DIM
		Ø 150 x 36 cm weight 53 kg	lamp type strip LED 82 W luminous efficacy 14000 Lm light colour 3000 K DIM DALI - push DIM

Finishes

Colours

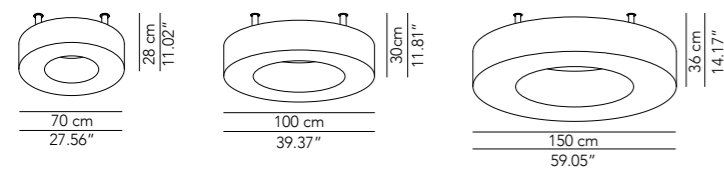


White

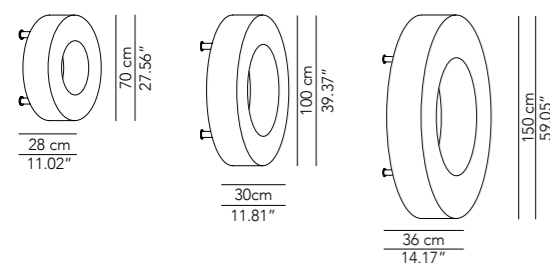
Diffusore
in polietilene,
struttura in metallo/
Diffuser in
polyethylene,
metal structure



Ceiling lamp



Wall lamp



IP31



* on demand



AURA

Morbida come la stoffa, solida come la roccia, Aura è la lampada da tavolo che combina elementi contrapposti in uno stile minimale. Tessuti e colori del diffusore si uniscono ad una base in cemento in perfetta armonia.

As soft as fabric yet as solid as a rock, the Aura table lamp combines contrasting elements in minimalist style. The lampshade fabrics and colours match with the concrete base, creating perfect harmony.





Lamp	Dimensions	Light source
Table lamp	Ø 43 x 65 cm	lamp type 1 x E27 max watt 70 W HES DIM

Finishes

Body colours



Natural grey



Raw hemp

Diffuser textiles



Cotton



Kvadrat



Plissé

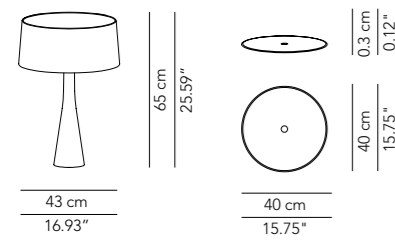


Wool

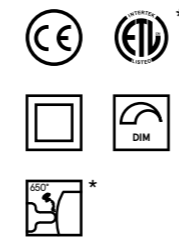
Diffusore in tessuto,
base in cemento/
Fabric lampshade,
concrete base



Table lamp



IP20



* on demand



I possibili microfori sulla base dipendono dall'artigianalità che rende unico il pezzo/The micro holes present on the base depend on the hand-made manufacturing



Dettaglio disco/
Disk detail



BAOBAB

Fatti accogliere da una foresta di luci con Baobab, un vero albero stilizzato, in metallo verniciato, a tre o sei bracci, che può pendere dal soffitto o crescere da terra, per arredare con originalità e stupire lo sguardo.

Be welcomed by a forest of light with Baobab, a veritable stylised tree made of painted metal with three or six arms that can be hung from the ceiling or made to grow up from the floor, for highly original furnishings and stunning looks.

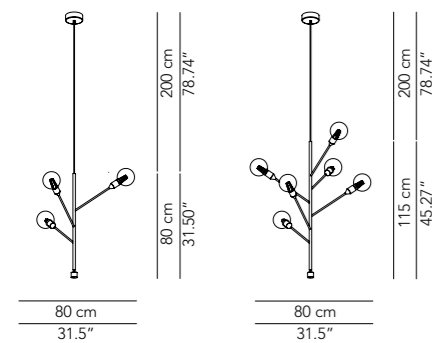






Lamp		Dimensions	Light source
Pendant lamp	Baobab 3	Ø 80 x 80 cm weight 2 kg	lamp type 3 x E27 max watt 3 x 42 W HES DIM
	Baobab 6	Ø 80 x 115 cm weight 3,5 kg	lamp type 6 x E27 max watt 6 x 42 W HES DIM

Pendant lamp



Finishes

Colours



White



Lead grey



Matt gold

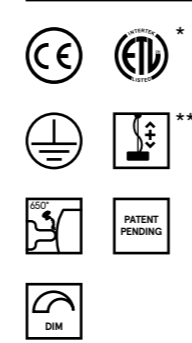


Caramel

Lampada in metallo,
contrappeso
in ottone/
Metal structure,
counterweight
in natural brass



IP20



Dettaglio rosone/
Ceiling rose detail

* on demand
** cable on measure



Lamp		Dimensions	Light source
Floor lamp	Baobab 3	Ø 80 x 195 cm	lamp type 3 x E27 max watt 3 x 42 W HES DIM
	Baobab 6	Ø 80 x 200 cm	lamp type 6 x E27 max watt 6 x 42 W HES DIM

Finishes

Colours



White



Lead grey



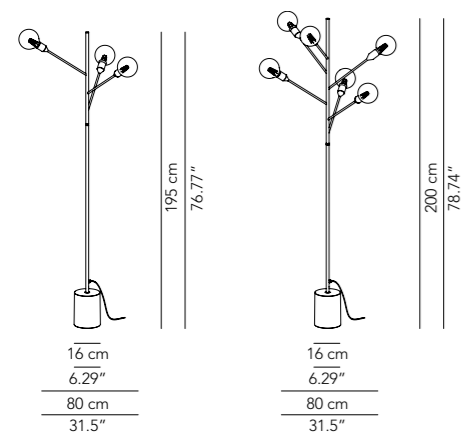
Matt gold



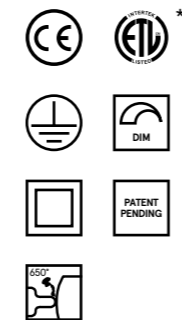
Caramel

Lampada in metallo,
base in cemento/
Metal structure,
concrete base

Floor lamp



IP20



* on demand





BOLLA ELLISSE

Queste lampade nascono dall'incontro tra pieno e vuoto in un continuo rincorrersi e mescolarsi di opposti che si fondono, coniugando le trasparenze dei materiali plastici ai colori intensi dei tessuti.

These lamps come from a fusion of solids and spaces in which opposites constantly pursue and permeate one another, marrying the transparency of the plastics with the intense colours of the fabrics.



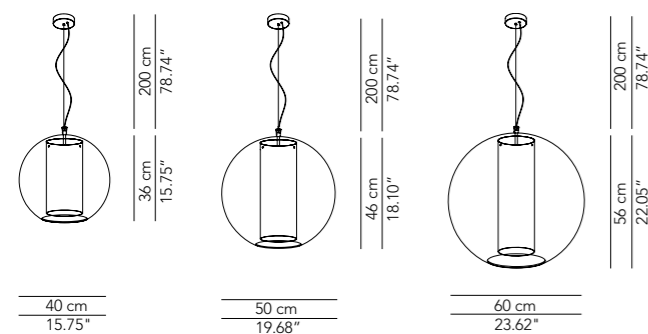




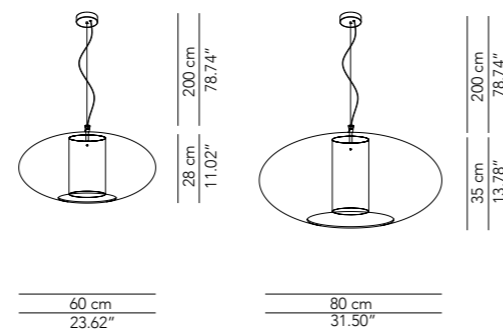


Lamp		Dimensions	Light source
Pendant lamp	Bolla 40	Ø 40 x 36 cm weight 3 kg	lamp type 1 x E27 max watt 42 W HES DIM
	Bolla 50	Ø 50 x 46 cm weight 3,5 kg	lamp type 1 x E27 max watt 42 W HES DIM
	Bolla 60	Ø 60 x 56 cm weight 6 kg	lamp type 1 x E27 max watt 42 W HES DIM
	Ellisse 60	Ø 60 x 28 cm weight 3 kg	lamp type 1 x E27 max watt 42 W HES DIM
	Ellisse 80	Ø 80 x 35 cm weight 5 kg	lamp type 1 x E27 max watt 42 W HES DIM

Pendant lamp
Bolla



Ellisse



Finishes

Cylinder PC



Opal



Orange



Red

Cylinder textiles



Cotton



Plissé



Plissé ribbon



Washable



Wool*

Diffusore in PMMA trasparente, cilindro in PC o tessuto/
Diffuser in transparent PMMA, cylinder in PC or fabric



IP20



Dettaglio rosone/
Ceiling rose detail

* on demand

** cable on measure



BUTTERFLY

Butterfly è un'esplosione di luce che illumina gli ambienti con uno stile vivace ma rigoroso. Una lampada che sorprende nell'uso insolito dei materiali: solo metallo o con un soffice rivestimento in tessuto.

Butterfly is an explosion of light that illuminates spaces with a lively yet rigorous style. A surprising lamp that uses materials in unusual ways: just metal, or with a soft fabric covering.







Lamp	Dimensions	Light source
Wall lamp Butterfly 54	Ø 54 x 9 cm weight 8 kg	lamp type linear LED modules 19,8 W luminous efficacy 3420 Lm light colour 3000 K DIM DALI - push DIM
Butterfly 75	Ø 75 x 9 cm weight 10 kg	lamp type linear LED modules 29,8 W luminous efficacy 5132 Lm light colour 3000 K DIM DALI - push DIM

Finishes

Body colours



White



Lead grey



Matt gold


Diffuser textiles



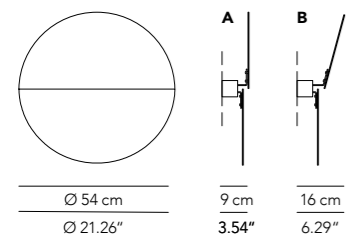
Wool

Struttura in metallo
o tessuto in comfort
acustico/
Metal structure
or acoustic comfort
fabric diffuser

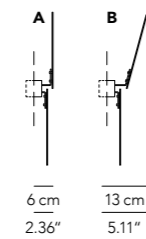
Doppia possibilità
di installazione in
fase di montaggio/
Two possible
settings upon
installation




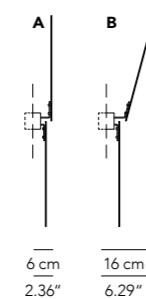
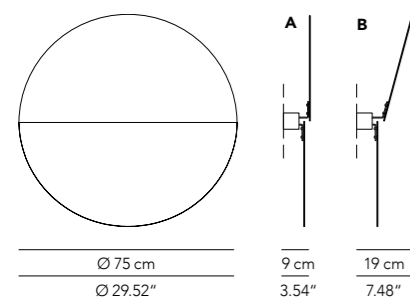
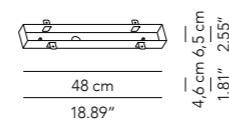
Wall lamp



Recessed



Kit recessed



IP20



* on demand



Particolare laterale/
Side detail



Particolare laterale
versione incasso/
Side detail
recessed version



Vista laterale A/
Side view A



Vista laterale B/
Side view B




CAMPANONE

Due dimensioni e tanti vivaci colori sono le opzioni con cui si presenta Campanone, la lampada a sospensione in polietilene ideale sia per l'indoor che per l'outdoor, linee pulite e continue per valorizzare l'effetto energizzante del colore.

Two sizes and plenty of bright colours are the options that the Campanone polyethylene pendant lamp offers; ideal for both indoors and out, the clear-cut, continuous lines enhance the energising effect of the colour.







Lamp		Dimensions	Light source
Pendant lamp	Campanone 33	Ø 33 x 36 cm weight 3,5 kg	lamp type 1 x E27 max watt 42 W HES DIM
	Campanone 51	Ø 51 x 45 cm weight 5,5 kg	lamp type 1 x E27 max watt 70 W HES DIM

Finishes

Colours



White



Deep grey



Red



Orange



Lime

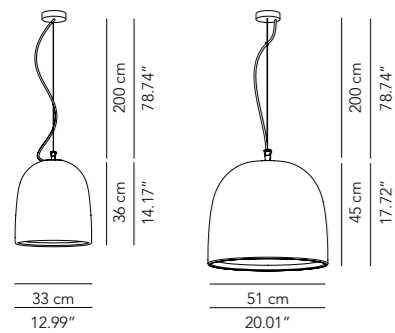


Turquoise

Diffusore
in polietilene/
Diffuser
in polyethylene



Pendant lamp



IP31



Dettaglio rosone/
Ceiling rose detail

* on demand

** cable on measure




CHANDELIER

In equilibrio tra passato e presente, Chandelier interpreta in chiave contemporanea le suggestioni del lampadario a bracci della tradizione veneziana. Aste e cilindri danno vita a un gioco visivo ispirato al linguaggio essenziale del design razionalista.

Balanced between past and present, Chandelier gives a contemporary reinterpretation of traditional Venetian chandeliers. Rods and cylinders create a visual interplay inspired by the essential design codes of rationalism.

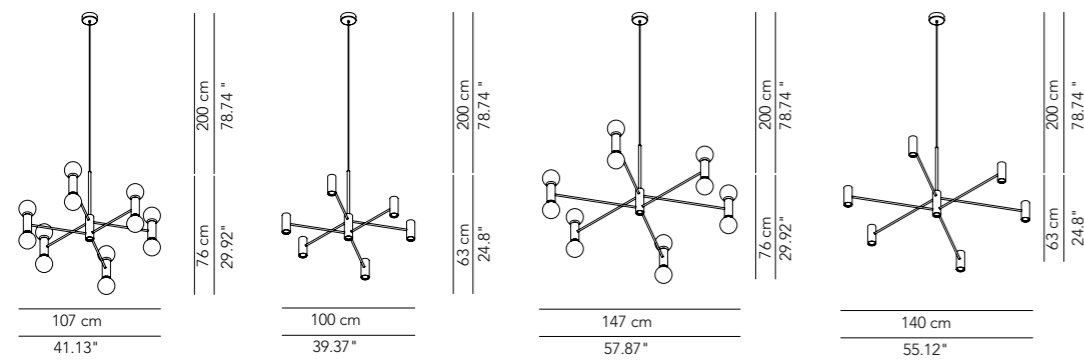






Lamp	Dimensions	Light source
Pendant lamp	Chandelier 100 Ø 107 x 76 cm weight 10 kg	lamp type 12 x E27 + 1 x GU10 max watt 12 x 42 W + 1 x 28 W HES DIM
	Ø 100 x 63 cm weight 10 kg	lamp type 13 x GU10 max watt 13 x 28 W HES DIM
Chandelier 140	Ø 147 x 76 cm weight 12 kg	lamp type 12 x E27 + 1 x GU10 max watt 12 x 42 W + 1 x 28 W HES DIM
	Ø 140 x 63 cm weight 12 kg	lamp type 13 x GU10 max watt 13 x 28 W HES DIM

Pendant lamp



Finishes

Body colours



White



Black



Matt gold

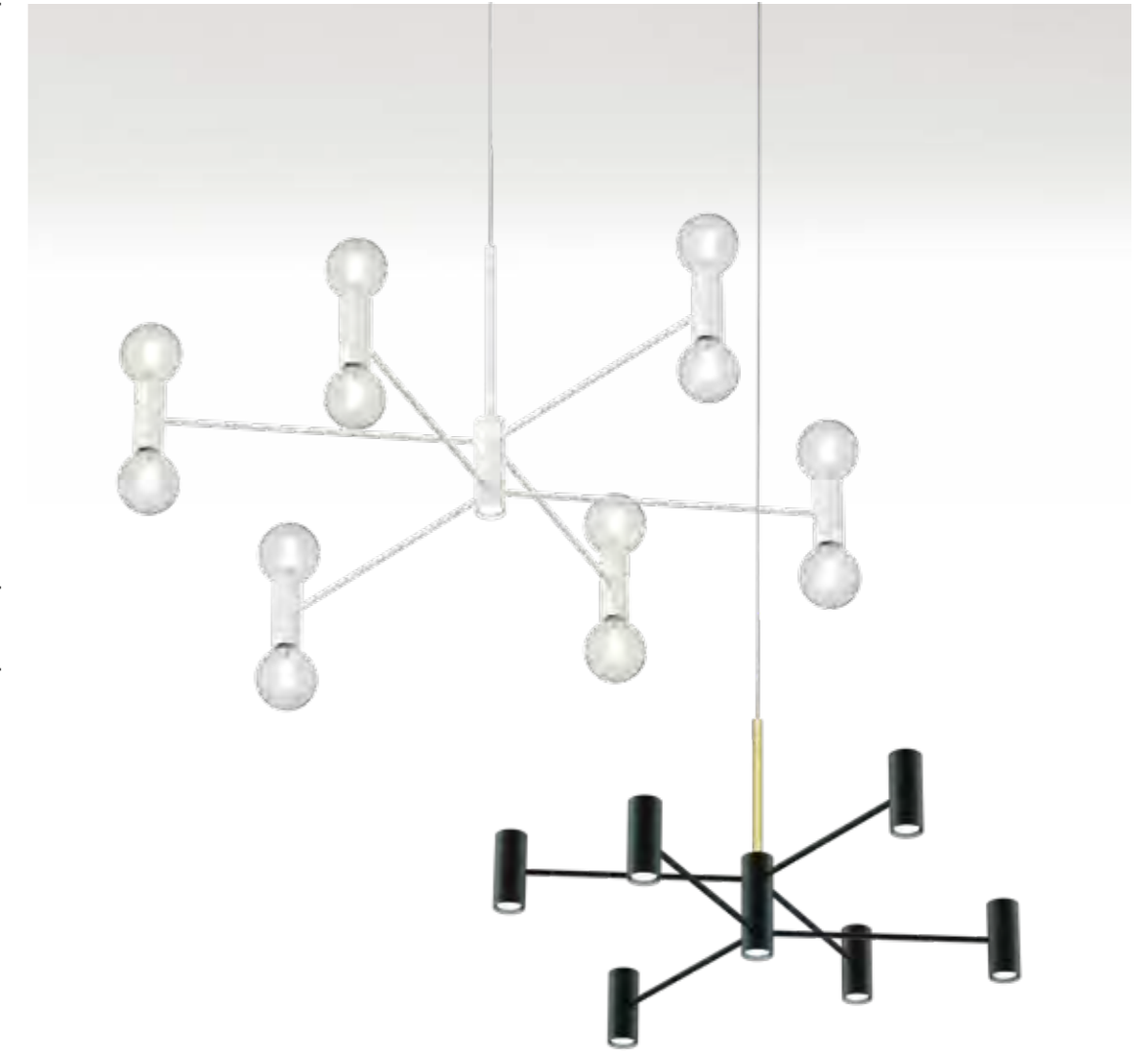
Central rod (optional)



Gold

Lampada in metallo/
Metal structure

Biemissione/
Uplight
and downlight



IP20



* on demand
** cable on measure



White



Matt gold



Black

Dettaglio rosone/
Ceiling rose detail

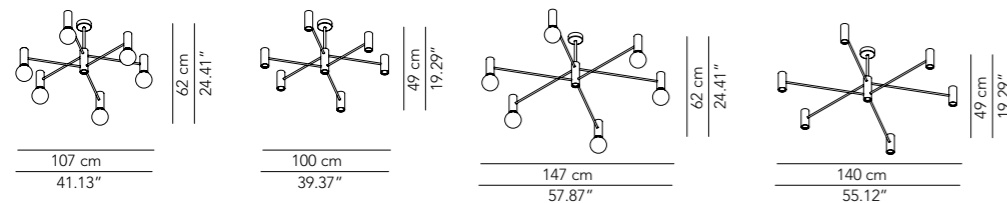


Dettaglio asta
dorata/
Gold rod detail

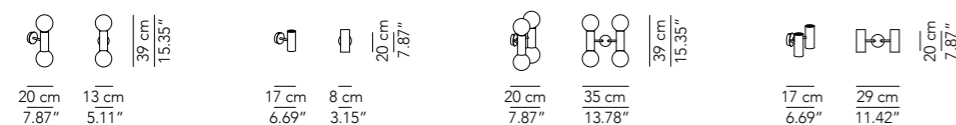


Lamp		Dimensions	Light source
Ceiling lamp	Chandelier 100	Ø 107 x 62 cm weight 10 kg	lamp type 6 x E27 + 7 x GU10 max watt 6 x 42 W + 7 x 28 W HES DIM
		Ø 100 x 49 cm weight 10 kg	lamp type 13 x GU10 max watt 13 x 28 W HES DIM
	Chandelier 140	Ø 147 x 62 cm weight 12 kg	lamp type 6 x E27 + 7 x GU10 max watt 6 x 42 W + 7 x 28 W HES DIM
		Ø 140 x 49 cm weight 12 kg	lamp type 13 x GU10 max watt 13 x 28 W HES DIM
Wall lamp	Chandelier	13 x 20 x 39 cm weight 1 kg	lamp type 2 x E27 max watt 2 x 42 W HES DIM
		8 x 17 x 20 cm weight 1 kg	lamp type 2 x GU10 max watt 2 x 28 W HES DIM
	35 x 20 x 39 cm weight 2 kg	lamp type 4 x E27 max watt 4 x 42 W HES DIM	
	29 x 17 x 20 cm weight 2 kg	lamp type 4 x GU10 max watt 4 x 28 W HES DIM	

Ceiling lamp



Wall lamp



Finishes

Body colours



White



Black



Matt gold

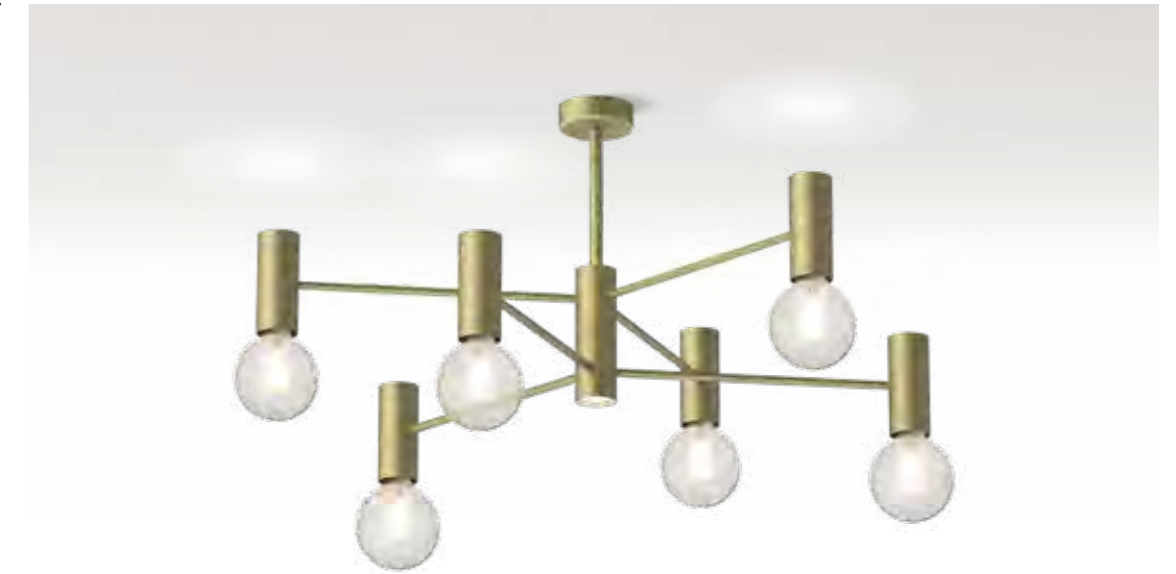
Central rod (optional)



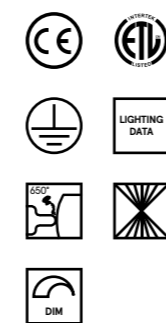
Gold

Lampada in metallo/
Metal structure

Biemissione/
Uplight
and downlight



IP20



* on demand



Applique singola/
Single wall lamp



Applique singola/
Single wall lamp



Applique doppia/
Double wall lamp



Applique doppia/
Double wall lamp



CHANDELIER LONGUE

Le forme slanciate di Chandelier Longue riflettono l'eleganza dei tipici lampadari della tradizione rivisti secondo uno stile contemporaneo ed essenziale dove il metallo si sostituisce al vetro.

The sleek shapes of Chandelier Longue reflect the elegance of classic, traditional chandeliers, but revamped in a contemporary, essential style, with metal replacing glass.







Lamp		Dimensions	Light source
Pendant lamp	Chandelier Longue 100	110 x 55 x 50 cm weight 12 kg	lamp type 16 x E27 + 2 x GU10 max watt 16 x 42 W + 2 x 28 W HES DIM
		105 x 48 x 40 cm weight 12 kg	lamp type 18 x GU10 max watt 18 x 28 W HES DIM
	Chandelier Longue 150	150 x 70 x 50 cm weight 14 kg	lamp type 16 x E27 + 2 x GU10 max watt 16 x 42 W + 2 x 28 W HES DIM
		140 x 65 x 40 cm weight 14 kg	lamp type 18 x GU10 max watt 18 x 28 W HES DIM

Finishes

Body colours



White



Black



Matt gold

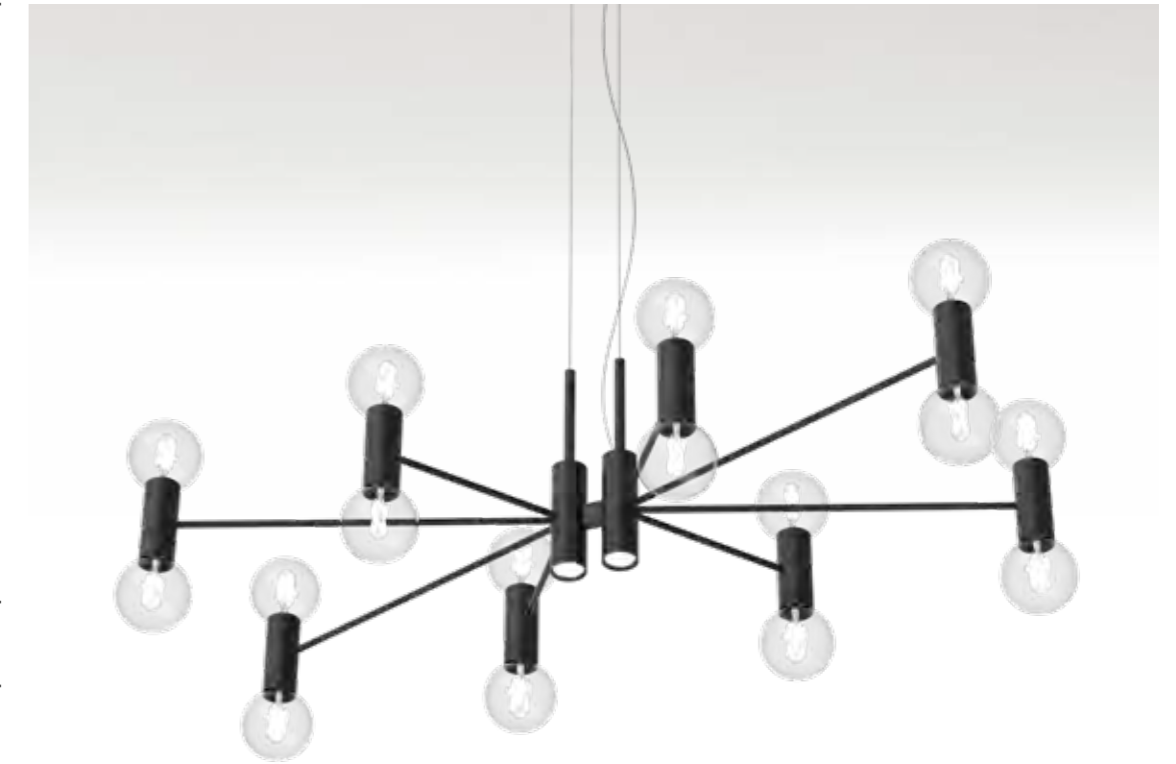
Central rod
(optional)



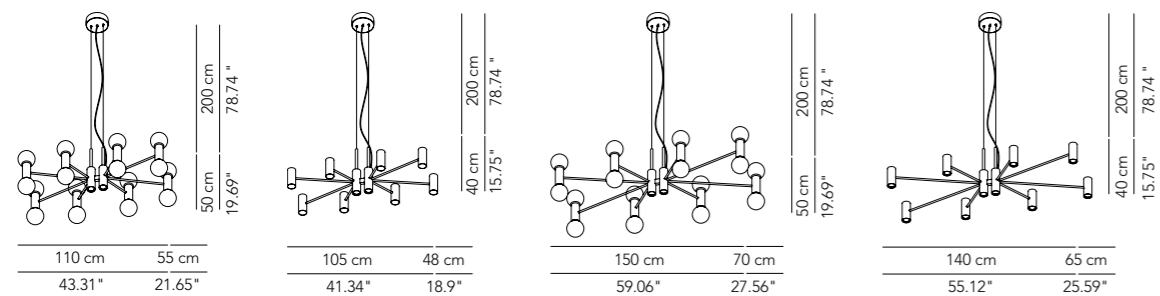
Gold

Lampada in metallo/
Metal structure

Biemissione/
Uplight
and downlight



Pendant lamp



IP20



* on demand

** cable on measure



White



Matt gold



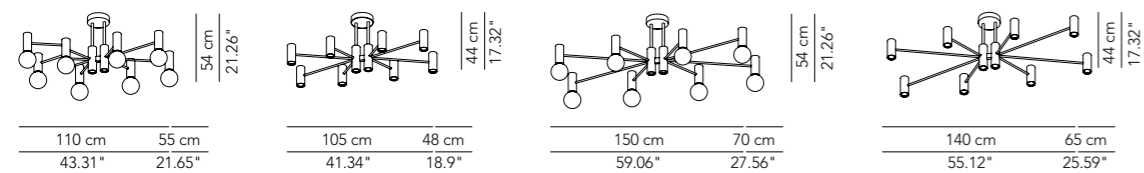
Black

Dettaglio rosone/
Ceiling rose detail

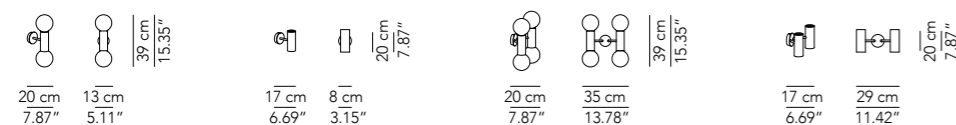


Lamp		Dimensions	Light source
Ceiling lamp	Chandelier Longue 100	110 x 55 x 54 cm weight 12 kg	lamp type 8 x E27 + 10 x GU10 max watt 8 x 42 W + 10 x 28 W HES DIM
		105 x 48 x 44 cm weight 12 kg	lamp type 18 x GU10 max watt 18 x 28 W HES DIM
	Chandelier Longue 150	150 x 70 x 54 cm weight 14 kg	lamp type 8 x E27 + 10 x GU10 max watt 8 x 42 W + 10 x 28 W HES DIM
		140 x 65 x 44 cm weight 14 kg	lamp type 18 x GU10 max watt 18 x 28 W HES DIM
Wall lamp	Chandelier Longue	13 x 20 x 39 cm weight 1 kg	lamp type 2 x E27 max watt 2 x 42 W HES DIM
		8 x 17 x 20 cm weight 1 kg	lamp type 2 x GU10 max watt 2 x 28 W HES DIM
		35 x 20 x 39 cm weight 2 kg	lamp type 4 x E27 max watt 4 x 42 W HES DIM
		29 x 17 x 20 cm weight 2 kg	lamp type 4 x GU10 max watt 4 x 28 W HES DIM

Ceiling lamp



Wall lamp



Finishes

Body colours



White



Black



Matt gold


Central rod (optional)



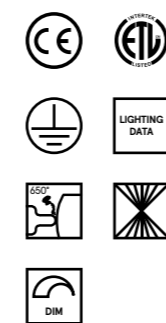
Gold

Lampada in metallo/
Metal structure

Biemissione/
Uplight
and downlight



IP20



* on demand




Applique singola/
Single wall lamp



Applique singola/
Single wall lamp



Applique doppia/
Double wall lamp



Applique doppia/
Double wall lamp



CHARLIE

Un anello in metallo racchiude un cilindro in tessuto che come per magia si libra nell'aria. Sembra rubata alla luna piena la luce morbida e magnetica di Charlie, lampada a sospensione e soffitto dalle forme raffinate e confidenziali.

A metal ring encloses a fabric cylinder that floats in the air as if by magic. Charlie's soft, magnetic light seems to have been stolen from the moon, and the shapes of the hanging and ceiling lamps are both elegant and reassuringly familiar.








Lamp		Dimensions	Light source
Pendant lamp	Charlie 107	Ø 107 x 22 cm weight 25 kg	lamp type 4 x E27 max watt 4 x 105 W HES DIM
		Ø 107 x 22 cm weight 25 kg	lamp type 1 LED module 57 W luminous efficacy 8750 Lm light colour 2700 K DIM DALI - push DIM / TRIAC
	Charlie 127	Ø 127 x 22 cm weight 35 kg	lamp type 4 x E27 max watt 4 x 105 W HES DIM
		Ø 127 x 22 cm weight 35 kg	lamp type 1 LED module 57 W luminous efficacy 8750 Lm light colour 2700 K DIM DALI - push DIM / TRIAC
		Ø 127 x 22 cm weight 35 kg	lamp type 1 LED module 88,2 W luminous efficacy 12380 Lm light colour 2700 K DIM DALI - push DIM
		Ø 127 x 22 cm weight 35 kg	lamp type 1 LED module 88,2 W luminous efficacy 12380 Lm light colour 2700 K DIM DALI - push DIM

Finishes

Body colours



Graphite

Diffuser textiles



Cotton



Velvet



Kvadrat*



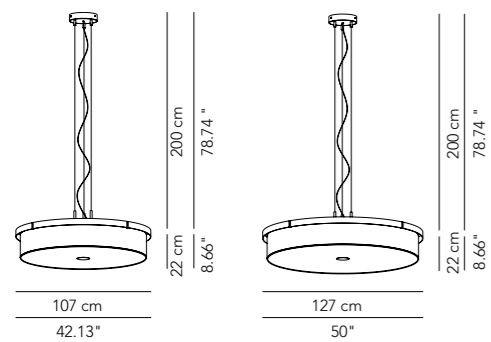
Wool*

Diffusore in tessuto,
struttura in metallo/
Fabric lampshade,
metal structure

Biemissione*/
Uplight
and downlight*



Pendant lamp



IP20



* on demand
** cable on measure




Dettaglio rosone/
Ceiling rose detail






Lamp		Dimensions	Light source
Ceiling lamp	Charlie 107	Ø 107 x 25 cm weight 25 kg	lamp type 4 x E27 max watt 4 x 70 W HES DIM
		Ø 107 x 25 cm weight 25 kg	lamp type 1 LED module 57 W luminous efficacy 8750 Lm light colour 2700 K DIM DALI - push DIM / TRIAC
	Charlie 127	Ø 127 x 25 cm weight 35 kg	lamp type 4 x E27 max watt 4 x 70 W HES DIM
		Ø 127 x 25 cm weight 35 kg	lamp type 1 LED module 57 W luminous efficacy 8750 Lm light colour 2700 K DIM DALI - push DIM / TRIAC
		Ø 127 x 25 cm weight 35 kg	lamp type 1 LED module 88,2 W luminous efficacy 12380 Lm light colour 2700 K DIM DALI - push DIM
		Ø 127 x 25 cm weight 35 kg	lamp type 1 LED module 88,2 W luminous efficacy 12380 Lm light colour 2700 K DIM DALI - push DIM

Finishes

Body colours



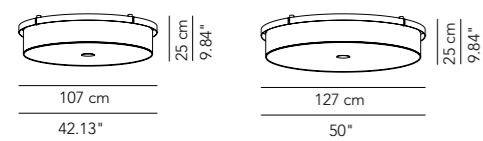
Diffuser textiles



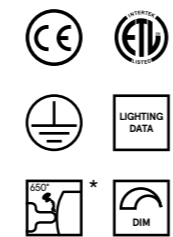
Diffusore in tessuto,
struttura in metallo/
Fabric lampshade,
metal structure



Ceiling lamp



IP20



* on demand



CIRCUS

Maxi formato per questa lampada a sospensione che abbraccia l'ambiente con le sue generose dimensioni. Circus, illumina e arreda l'ambiente con una funzione fonoassorbente.

A maxi-format suspended lamp that embraces the space with its generous dimensions. Circus provides light and style, while also offering a sound-absorbent function.

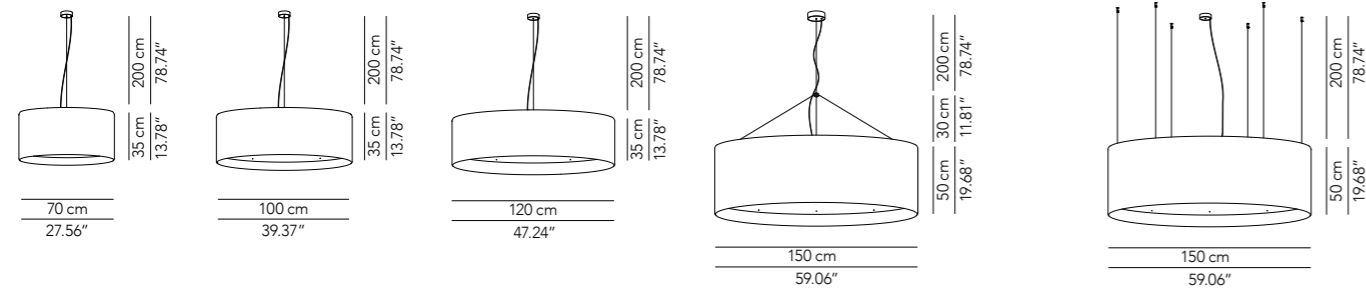






Lamp		Dimensions	Light source
Pendant lamp	Circus 70	Ø 70 x 35 cm weight 4 kg	lamp type 1 x E27 / 3 x E27 max watt 1 x 70 W HES / 3 x 70 W HES DIM
		Ø 70 x 35 cm weight 4 kg	lamp type 1 LED module 23 W luminous efficacy 3628 Lm light colour 2700 K DIM DALI - push DIM / TRIAC
	Circus 100	Ø 100 x 35 cm weight 9 kg	lamp type 4 x E27 max watt 4 x 105 W HES DIM
		Ø 100 x 35 cm weight 9 kg	lamp type 1 LED module 23 W / 57 W luminous efficacy 3628 Lm / 8750 Lm light colour 2700 K DIM DALI - push DIM / TRIAC
	Circus 120	Ø 120 x 35 cm weight 17 kg	lamp type 4 x E27 max watt 4 x 105 W HES DIM
		Ø 120 x 35 cm weight 17 kg	lamp type 1 LED module 23 W / 88,2 W luminous efficacy 3628 Lm / 12380 Lm light colour 2700 K DIM DALI - push DIM / TRIAC
	Circus 150	Ø 150 x 50 cm weight 30 kg	lamp type 6 x E27 max watt 6 x 105 W HES DIM
		Ø 150 x 50 cm weight 30 kg	lamp type 1 LED module 88,2 W luminous efficacy 12380 Lm light colour 2700 K DIM DALI - push DIM

Pendant lamp



Finishes

Body textiles



Velvet



Wool



Kvadrat*

Lampada in tessuto/
Fabric lampshade

Biemissione*/
Uplight
and downlight*



IP20



* on demand
** cable on measure



Dettaglio rosone CE/
CE ceiling rose detail



Versione ETL/
ETL version




CLIP

La luce come compagna e assistente nelle attività di ogni giorno e una linea metallica semplice, quasi impalpabile, ne traccia la sagoma. Questa è Clip, la lampada a sospensione che gioca con le simmetrie, perfetta anche come luce d'ambiente funzionale.

Light accompanies us and assists us in our everyday activities and a simple, almost imperceptible metal line outlines its profile. The Clip pendant lamp plays on symmetry and is also perfect as a functional room light.








Lamp		Dimensions	Light source
Pendant lamp	Clip 130	Ø 23 x 130 cm weight 5 kg	lamp type linear LED modules 48 W luminous efficacy 7600 Lm light colour 3000 K DIM DALI - push DIM
	Clip 170	Ø 23x170 cm weight 8 kg	lamp type linear LED modules 60 W luminous efficacy 9600 Lm light colour 3000 K DIM DALI - push DIM


Finishes

Body colours

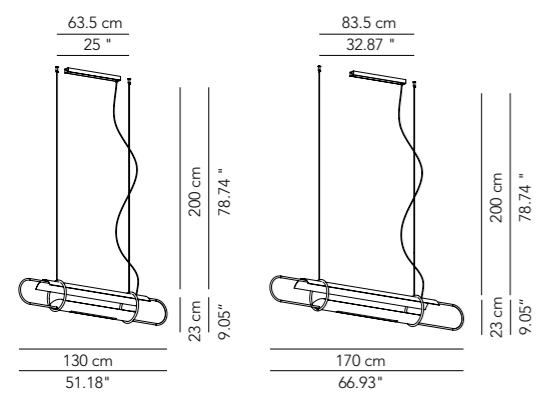
-  Sand
-  Lead grey
-  Matt gold
-  Caramel

Lampada in metallo,
diffusore superiore
in PC/
Metal structure,
upper diffuser in PC

Biemissione/
Uplight
and downlight



Pendant lamp



IP20



* on demand
** cable on measure



Dettaglio rosone/
Ceiling rose detail



COCÒ

Illumina ogni luogo con il fascino e la grazia della danza che Cocò evoca. Tutto è un richiamo all'eleganza in questa lampada a sospensione: dalle forme ondulate che si rincorrono al plissé fasciato a mano che dona corpo e colore.

Illuminate each day with the charming, graceful dance that Cocò evokes. Everything about this pendant lamp speaks of elegance: from its continuous undulating shapes to the hand wrapped plissé, which gives it body and colour.

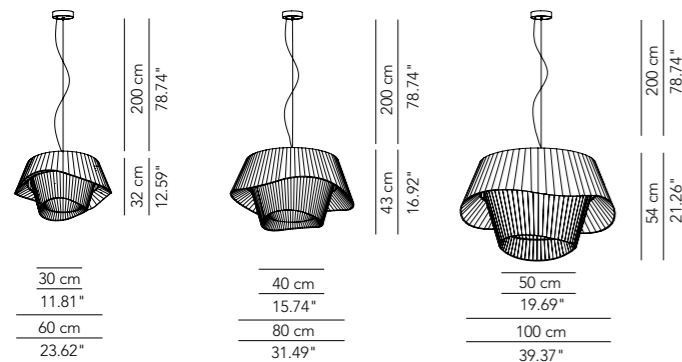






Lamp	Dimensions	Light source
Pendant lamp Coco 60	Ø 60 x 32 cm weight 4 kg	lamp type 2 x E27 max watt 2 x 42 W HES DIM
	Ø 60 x 32 cm weight 4 kg	lamp type 1 LED module 18,7 W luminous efficacy 3000 Lm light colour 2700 K DIM DALI - push DIM / TRIAC
Coco 80	Ø 80 x 43 cm weight 7 kg	lamp type 3 x E27 max watt 3 x 70 W HES DIM
	Ø 80 x 43 cm weight 7 kg	lamp type 1 LED module 23 W luminous efficacy 3628 Lm light colour 2700 K DIM DALI - push DIM / TRIAC
Coco 100	Ø 100 x 54 cm weight 9 kg	lamp type 4 x E27 max watt 4 x 70 W HES DIM
	Ø 100 x 54 cm weight 9 kg	lamp type 1 LED module 23 W / 57 W luminous efficacy 3628 Lm / 8750 Lm light colour 2700 K DIM DALI - push DIM / TRIAC

Pendant lamp



Finishes

Diffuser textiles



Plissé

Lampada in tessuto/
Fabric lampshade



IP20



* on demand

** cable on measure



Dettaglio rosone/
Ceiling rose detail



CORNER

Il sapore vintage di Corner, lampada da terra con struttura in metallo e paralume in tessuto, si rispecchia nei suoi richiami alle linee tipiche degli anni '50 che ne conferiscono l'essenzialità e la bellezza.

The vintage flavour of the Corner floor lamp with its metal structure and fabric lampshade is reflected in its typical 1950s design, which lends it essentiality and beauty.







Lamp		Dimensions	Light source
Floor lamp	Corner 60	Ø 60 x 170 x 212 cm	lamp type 1 LED module 25 W luminous efficacy 4425 Lm light colour 3000 K DIM
	Corner 80	Ø 80 x 150 x 205 cm	lamp type 1 LED module 35 W luminous efficacy 6040 Lm light colour 3000 K DIM

Finishes

Body colours



White



Black

Diffuser textiles



Cotton



Washable

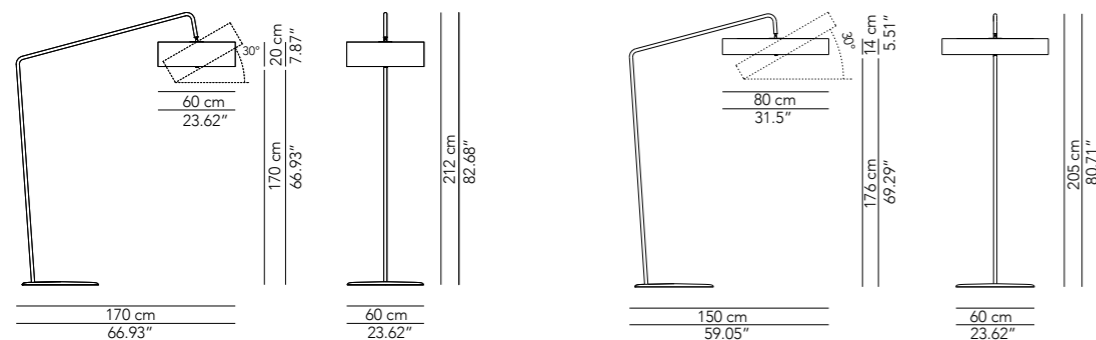


Wool*

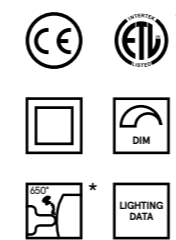
Diffusore in tessuto,
struttura in metallo/
Fabric lampshade,
metal structure



Floor lamp



IP20



Particolare snodo sferico di rotazione 30°/
Detail of rotating ball joint 30°

* on demand



DISCOVOLANTE

Lasciati ipnotizzare dalla figura perfetta, un cerchio di luce impreziosito da una cintura in tessuto. Perché è nell'essenziale che bellezza e funzionalità si esprimono al meglio.

Let yourself be hypnotised by the perfect shape, a circle of light embellished with a fabric belt. Because beauty and functionality are best expressed through the essential.



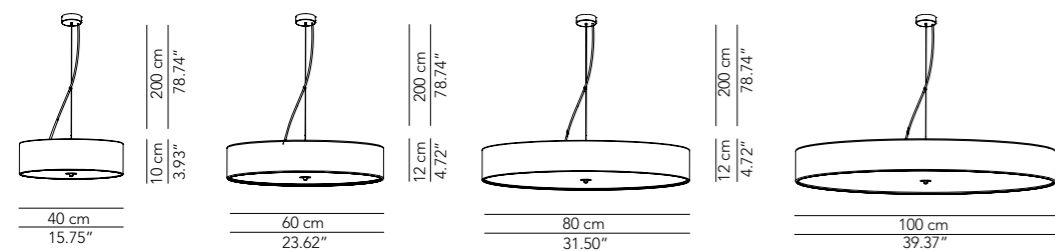




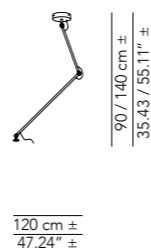


Lamp		Dimensions	Light source
Pendant lamp	Discovolante 40	Ø 40 x 10 cm weight 2 kg	lamp type 2 x E27 max watt 2 x 42 W HES DIM
		Ø 40 x 10 cm weight 2 kg	lamp type 1 LED module 18,7 W luminous efficacy 3000 Lm light colour 2700 K DIM DALI - push DIM / TRIAC
Discovolante 60	Discovolante 60	Ø 60 x 12 cm weight 4 kg	lamp type 3 x E27 max watt 3 x 42 W HES DIM
		Ø 60 x 12 cm weight 4 kg	lamp type 1 LED module 23 W / 57 W luminous efficacy 3628 Lm / 8750 Lm light colour 2700 K DIM DALI - push DIM / TRIAC
Discovolante 80	Discovolante 80	Ø 80 x 12 cm weight 5 kg	lamp type 4 x E27 max watt 4 x 42 W HES DIM
		Ø 80 x 12 cm weight 5 kg	lamp type 1 LED module 57 W / 88,2 W luminous efficacy 8750 Lm / 12380 Lm light colour 2700 K DIM DALI - push DIM / TRIAC
Discovolante 100	Discovolante 100	Ø 100 x 12 cm weight 7 kg	lamp type 4 x E27 max watt 4 x 42 W HES DIM
		Ø 100 x 12 cm weight 7 kg	lamp type 1 LED module 57 W / 88,2 W luminous efficacy 8750 Lm / 12380 Lm light colour 2700 K DIM DALI - push DIM / TRIAC

Pendant lamp



Jointed arm



Finishes

Diffuser textiles

- Cotton
- Lycra
- Plissé
- Plissé ribbon
- Velvet
- Washable
- Kvadrat*
- Wool*

Lampada in tessuto/
Fabric lampshade



IP20



* on demand
** cable on measure



Particolare disco chiusura superiore in plexiglass versione E27/
Detail of upper plexiglass protection E27 version



Lycra sfoderabile e lavabile a 30° classe M1/
Removable and washable at 30° lycra, class M1



Dettaglio rosone/
Ceiling rose detail

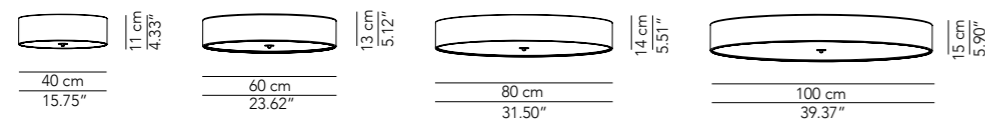


Dettaglio braccio a snodo/
Jointed arm detail

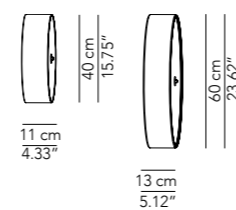


Lamp		Dimensions	Light source
Ceiling lamp / Wall lamp	Discovolante 40	Ø 40 x 11 cm weight 2 kg	lamp type 2 x E27 max watt 2 x 28 W HES DIM
		Ø 40 x 11 cm weight 2 kg	lamp type 1 LED module 18,7 W luminous efficacy 3000 Lm light colour 2700 K DIM DALI - push DIM / TRIAC
	Discovolante 60	Ø 60 x 13 cm weight 4 kg	lamp type 3 x E27 max watt 3 x 42 W HES DIM
		Ø 60 x 13 cm weight 4 kg	lamp type 1 LED module 23 W / 57 W luminous efficacy 3628 Lm / 8750 Lm light colour 2700 K DIM DALI - push DIM / TRIAC
Ceiling lamp	Discovolante 80	Ø 80 x 14 cm weight 5 kg	lamp type 4 x E27 max watt 4 x 42 W HES DIM
		Ø 80 x 14 cm weight 5 kg	lamp type 1 LED module 57 W / 88,2 W luminous efficacy 8750 Lm / 12380 Lm light colour 2700 K DIM DALI- push DIM / TRIAC
	Discovolante 100	Ø 100 x 15 cm weight 7 kg	lamp type 4 x E27 max watt 4 x 42 W HES DIM
		Ø 100 x 15 cm weight 7 kg	lamp type 1 LED module 57 W / 88,2 W luminous efficacy 8750 Lm / 12380 Lm light colour 2700 K DIM DALI- push DIM / TRIAC

Ceiling lamp



Wall lamp



Finishes

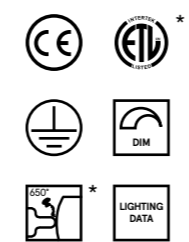
Diffuser textiles

- Cotton
- Lycra
- Plissé
- Plissé ribbon
- Velvet
- Washable
- Kvadrat*
- Wool*

Lampada in tessuto/
Fabric lampshade



IP20



Lycra sfoderabile
e lavabile a 30°
classe M1/
Removable and
washable at 30°
lycra, class M1

* on demand



DISK

Il design si nasconde nei dettagli: basta inclinare il disco in metallo basculante all'interno del paralume e cambi il fascio di luce. Un semplice tocco e la luce viene liberata nello spazio, per atmosfere sempre nuove e inattese.

Design is concealed in the details: just incline the tilting metal disc inside the lampshade and the beam of light changes. One simple touch and light is liberated into space, to create ever new, unexpected atmospheres.

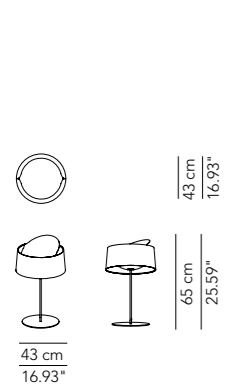




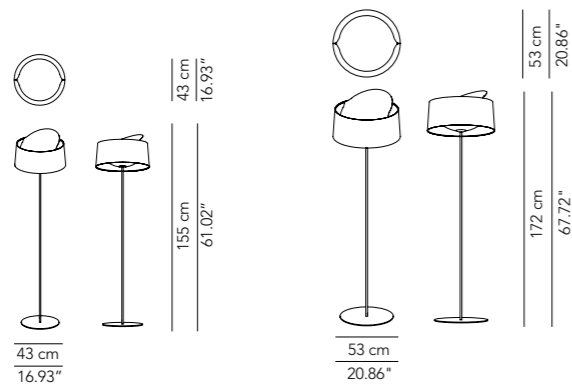


Lamp		Dimensions	Light source
Table lamp	Disk 43	Ø 43 x 65 cm	lamp type 1 x E27 max watt 70 W HES DIM
Reading lamp	Disk 43	Ø 43 x 155 cm	lamp type 1 x E27 max watt 70 W HES DIM
Floor lamp	Disk 53	Ø 53 x 172 cm	lamp type 2 x E27 max watt 2 x 70 W HES DIM

Table lamp



Floor lamp



Finishes

Body colours



White



Black

Diffuser textiles



Cotton



Kvadrat



Washable



Wool*

Diffusore in tessuto,
struttura in metallo/
Fabric lampshade,
metal structure

IP20



* on demand





EVA

Volumi generosi e riflessi delicati accolgono lo sguardo quando si accende Eva. Una lampada a sospensione con corpo in ceramica o in terracotta e cavo in tessuto disponibile in più colori, perfetta per creare una luce orientata e diffusa.

Generous volumes and delicate reflections welcome the eye when Eva is switched on. A pendant lamp with ceramic or terracotta body and fabric cable available in several colours, perfect to create directed, diffused light.

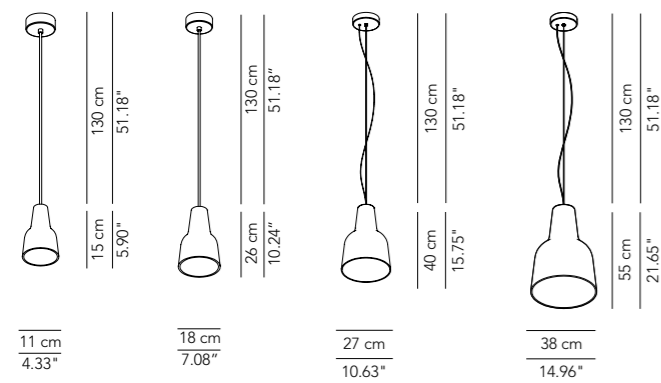






Lamp		Dimensions	Light source
Pendant lamp	Eva 11	Ø 11 x 15 cm weight 0,3 kg	lamp type 1 x GU10 max watt 20 W DIM
	Eva 18	Ø 18 x 26 cm weight 1,1 kg	lamp type 1 x E27 max watt 52 W HES DIM
	Eva 27	Ø 27 x 40 cm weight 4 kg	lamp type 1 x E27 max watt 70 W HES DIM
	Eva 38	Ø 38 x 55 cm weight 8 kg	lamp type 1 x E27 max watt 70 W HES DIM

Pendant lamp



Finishes

Diffuser colours

- Matt white
- Lead grey
- Matt gold
- Caramel
- Dark brown


Cable colours

- Eccru
- Orange
- Red
- Kiwi
- Royal blue
- Grey
- Black

Lampada
in ceramica/
Ceramic diffuser



IP20



Dettaglio rosone
Ø 11-18/
Ceiling rose detail
Ø 11-18



Dettaglio rosone
Ø 27-38/
Ceiling rose detail
Ø 27-38



Particolare
Dark brown /
Dark brown /
Dark brown
detail

* on demand

** cable on measure



FLORINDA

Elegante e raffinata, allo stesso tempo scenografica e attuale, Florinda esprime prepotentemente l'abilità artigianale italiana.

Elegant and sophisticated, and at the same time striking and contemporary, Florinda is an irrepressible expression of Italian artisanship.









Lamp		Dimensions	Light source
Pendant lamp	Florinda 1	Ø 31 x 38 cm weight 2 kg	lamp type 1 x E27 max watt 70 W HES DIM
	Florinda 3	Ø 63 x 38 cm weight 7 kg	lamp type 3 x E27 max watt 3 x 70 W HES DIM
	Florinda 6	Ø 94 x 38 cm weight 10 kg	lamp type 6 x E27 + 1 x E14 max watt 6 x 70 W HES + 1 x 42 W HES DIM
	Florinda 12	Ø 153 x 43 cm weight 35 kg	lamp type 12 x E27 + 3 x E27 max watt 12 x 70 W + 3 x 42 W HES DIM

Finishes

Diffuser textiles



Plissé

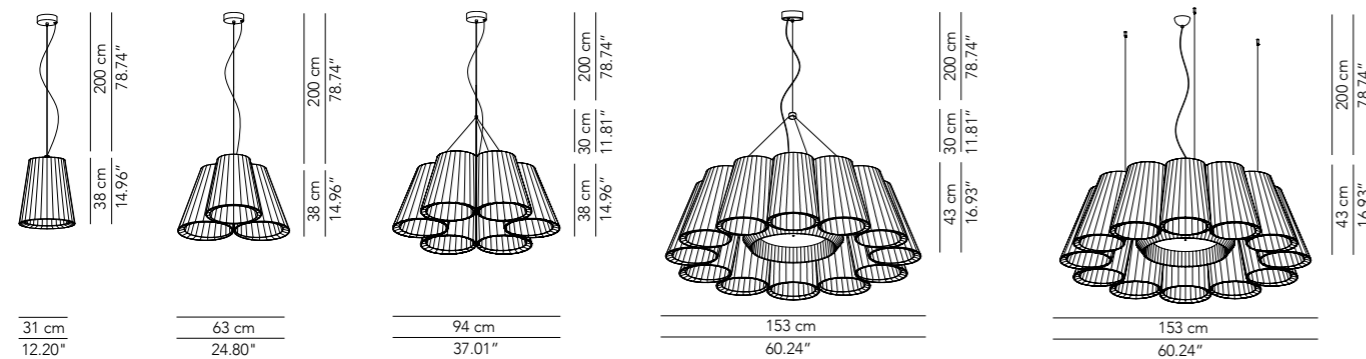


Plissé ribbon

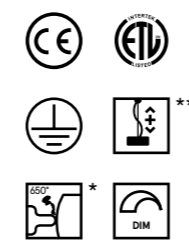
Diffusore in tessuto,
struttura in metallo/
Fabric lampshade,
metal structure



Pendant lamp




IP20



* on demand
** cable on measure



Sospensione
singola/
Single pendant lamp



Florinda 6
vista dal basso/
View from below



Dettaglio rosone/
Ceiling rose detail



Florinda 12
versione ETL/
ETL version



Lamp		Dimensions	Light source
Ceiling lamp	Florinda 3	Ø 63 x 41 cm weight 7 kg	lamp type 3 x E27 max watt 3 x 70 W HES DIM
	Florinda 6	Ø 94 x 41 cm weight 10 kg	lamp type 6 x E27 + 1 x E14 max watt 6 x 70 W HES + 1 x 42 W HES DIM
	Florinda 12	Ø 153 x 51 cm weight 35 kg	lamp type 12 x E27 + 3 x E27 max watt 12 x 70 W HES + 3 x 42 W HES DIM
Wall lamp		Ø 31,5 x 40,5 cm weight 0,4 kg	lamp type 2 x E27 max watt 2 x 42 W HES DIM

Finishes

Diffuser textiles



Plissé

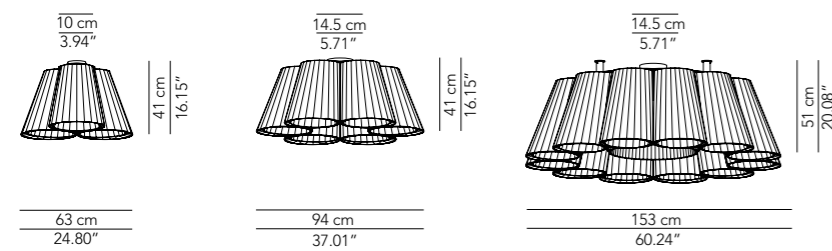


Plissé ribbon

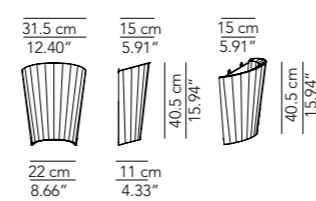
Diffusore in tessuto,
struttura in metallo/
Fabric lampshade,
metal structure




Ceiling lamp



Wall lamp



IP20



Florinda 6
vista dal basso/
View from below

Applique/
Wall lamp

* on demand



FLORINDA DESNUDA

Per chi ama lo stile floreale e ricerca un tocco di modernità ed essenzialità, Florinda Desnuda offre con il suo nude look una versione inedita di giardino luminoso. Una composizione giapponese abbinata al gusto industrial.

For those who love floral style but are also looking for a touch of modernity and essentiality, Florinda Desnuda with its nude look offers a highly original version of an illuminated garden. A Japanese composition combined with industrial flair.

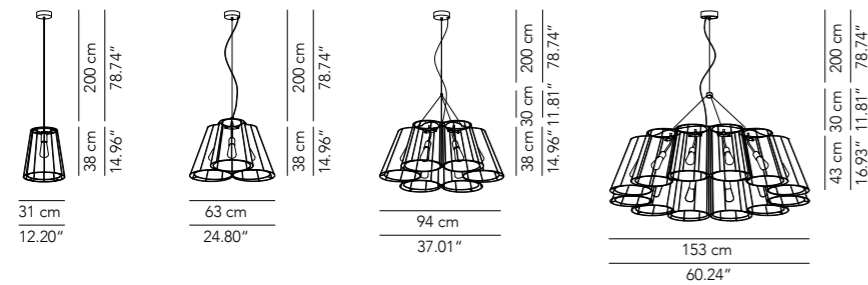




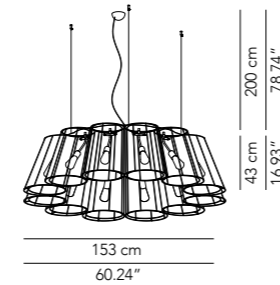


Lamp		Dimensions	Light source
Pendant lamp	Florinda 1	Ø 31 x 38 cm weight 1,5 kg	lamp type 1 x E27 max watt 70 W HES DIM
	Florinda 3	Ø 63 x 38 cm weight 5 kg	lamp type 3 x E27 max watt 3 x 70 W HES DIM
	Florinda 6	Ø 94 x 38 cm weight 8 kg	lamp type 6 x E27 max watt 6 x 70 W HES DIM
	Florinda 12	Ø 153 x 43 cm weight 27 kg	lamp type 12 x E27 max watt 12 x 70 W HES DIM
Ceiling lamp	Florinda 3	Ø 63 x 41 cm weight 6 kg	lamp type 3 x E27 max watt 3 x 70 W HES DIM
	Florinda 6	Ø 94 x 41 cm weight 10 kg	lamp type 6 x E27 max watt 6 x 70 W HES DIM
	Florinda 12	Ø 153 x 51 cm weight 30 kg	lamp type 12 x E27 max watt 12 x 70 W HES DIM

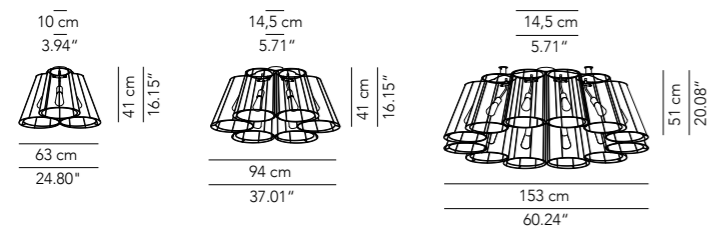
Pendant lamp



ETL version



Ceiling lamp



Finishes

Colours



White



Black



Chrome



Brass



Copper

Lampada in metallo/
Metal structure



IP20



Florinda 1
Dettaglio rosone/
Ceiling rose detail



Dettaglio rosone/
Ceiling rose detail



Florinda 12
versione ETL/
ETL version

** cable on measure

Sospensione
singola/
Single pendant lamp



GECO

Si arrampica sulla parete con estrema naturalezza proprio come il piccolo rettile da cui prende ispirazione la lampada Geco. Disponibile in diversi colori e in due versioni, con paralume o con lampadina a vista.

Climbing up the wall with poise and aplomb, just like the small reptile from which it draws its inspiration, is Geco lamp. Available in a range of colours, and in two different versions, with lampshade or with an exposed bulb.

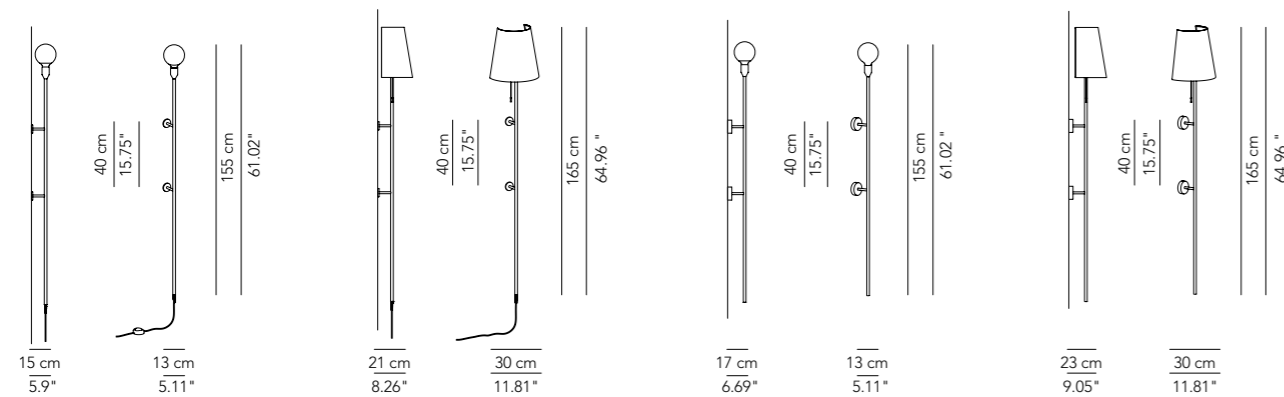






Lamp		Dimensions	Light source
Wall lamp with plug	Geco 155	13 x 15 x 155 weight 5 kg	lamp type 1 x E27 max watt 42 W HES DIM
	Geco 165	30 x 21 x 165 weight 5 kg	lamp type 1 x E27 max watt 42 W HES DIM
Wall lamp without plug	Geco 155	13x 17 x 155 weight 5 kg	lamp type 1 x E27 max watt 42 W HES DIM
	Geco 165	30 x 23 x 165 weight 5 kg	lamp type 1 x E27 max watt 42 W HES DIM

Wall lamp



Finishes

Body colours



White



Matt gold



Black



Brick



Lime



Blue China

Diffuser textiles



Cotton

Diffusore in tessuto, struttura in metallo/
Fabric lampshade, metal structure



IP20



Abbinamenti cromatici consigliati/
Suggested colour matching

* on demand



HAMMER

Non fatevi ingannare dalle sue linee rigorose, con la sua luce LED discreta ma efficace e le forme contenute e affusolate, Hammer crea giochi di luce divertenti e movimentati. Tanti colori per altrettante soluzioni d'installazione.

Do not be deceived by its severe lines, its discrete but effective LED light or its restrained, tapered shapes, Hammer creates fun, dynamic interplays of light. A wide range of colours provides plenty of installation solutions.







Lamp		Dimensions	Light source
Pendant lamp	Hammer 15	Ø 15 x 19 cm weight 1,5 kg	lamp type 1 x GU10 max watt 20 W HES DIM
		Ø 15 x 19 cm weight 1,5 kg	lamp type 1 panel LED 9 W luminous efficacy 830 Lm light colour 2800 K DIM DALI - push DIM / TRIAC
	Hammer 18	Ø 18 x 22 cm weight 2 kg	lamp type 1 x GU10 max watt 20 W HES DIM
		Ø 18 x 22 cm weight 2 kg	lamp type 1 panel LED 12 W luminous efficacy 1110 Lm light colour 2800 K DIM DALI - push DIM / TRIAC
	Hammer 30	Ø 30 x 22 cm weight 2,5 kg	lamp type 1 panel LED 24 W luminous efficacy 2150 Lm light colour 2800 K DIM DALI - push DIM / TRIAC

Finishes

Body colours



White



Lead grey



Matt gold



Brick



Lime

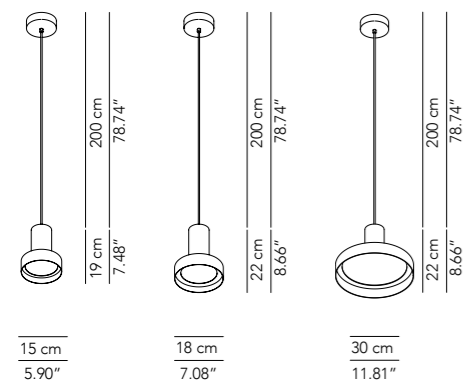


Blue China

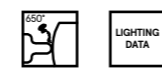
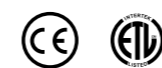
Lampada in metallo/
Metal structure



Pendant lamp



IP20



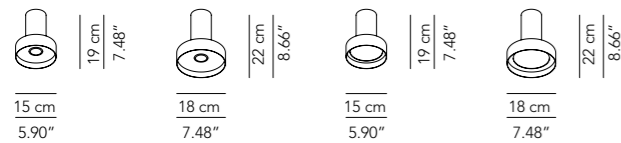
Dettaglio rosone/
Ceiling rose detail

** cable on measure

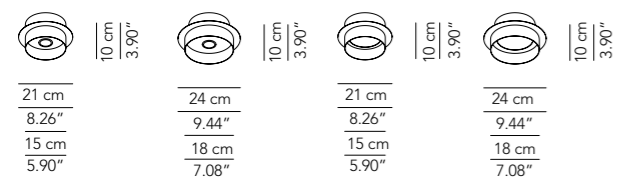


Lamp		Dimensions	Light source	
Spotlight	Hammer 15	Ø 15 x 19 cm weight 1 kg	lamp type 1 x GU10 max watt 20 W	DIM
		Ø 15 x 19 cm weight 1 kg	lamp type 1 panel LED 9 W luminous efficacy 830 Lm light colour 2800 K	DIM DALI - push DIM / TRIAC
	Hammer 18	Ø 18 x 22 cm weight 1,5 kg	lamp type 1 x GU10 max watt 20 W HES	DIM
		Ø 18 x 22 cm weight 1,5 kg	lamp type 1 panel LED 12 W luminous efficacy 1110 Lm light colour 2800 K	DIM DALI - push DIM / TRIAC
Ceiling lamp	Hammer 15	Ø 15/21 x 10 cm weight 1 kg	lamp type 1 x GU10 max watt 20 W HES	DIM
		Ø 15/21 x 10 cm weight 1 kg	lamp type 1 panel LED 9 W luminous efficacy 830 Lm light colour 2800 K	DIM DALI - push DIM / TRIAC
	Hammer 18	Ø 18/24 x 10 cm weight 1,5 kg	lamp type 1 x GU10 max watt 20 W HES	DIM
		Ø 18/24 x 10 cm weight 1,5 kg	lamp type 1 panel LED 12 W luminous efficacy 1110 Lm light colour 2800 K	DIM DALI - push DIM / TRIAC
Recessed spotlight	Hammer 15	Ø 15 / 21 x 5 cm weight 1 kg	lamp type 1 x GU10 max watt 20 W HES	DIM
		Ø 15 / 21 x 5 cm weight 1 kg	lamp type 1 panel LED 9 W luminous efficacy 830 Lm light colour 2800 K	DIM DALI - push DIM / TRIAC
	Hammer 18	Ø 18 / 24 x 5 cm weight 1,5 kg	lamp type 1 x GU10 max watt 20 W HES	DIM
		Ø 18 / 24 x 5 cm weight 1,5 kg	lamp type 1 panel LED 12 W luminous efficacy 1110 Lm light colour 2800 K	DIM DALI - push DIM / TRIAC

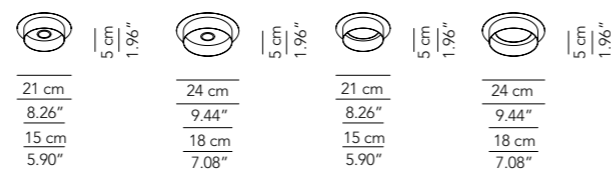
Spotlight



Ceiling lamp



Recessed spotlight



Finishes

Body colours



White



Lead grey



Matt gold



Brick



Lime

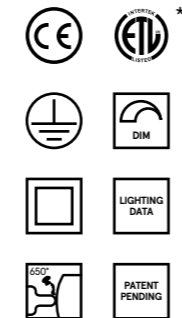


Blue China

Lampada in metallo/
Metal structure




IP20




* on demand

Recessed spotlight details

Recessed spotlight



Recessed spotlight LED



Hammer 15 Foro Ø 13,5-15 cm
Hole Ø 13,5-15 cm

Hammer 18 Foro Ø 16-18 cm
Hole Ø 16-18 cm



ICARO

Quando un'idea è forte non servono molti elementi per raccontarla, come in Icaro, dove è la struttura stessa in metallo a creare le ali spiegate che ci portano verso il cielo. La luce ne sottolinea la figura e si diffonde in modo omogeneo e morbido.

A powerful idea doesn't need many different elements, just like Icaro. The metal structure itself creates the displayed wings that carry us up towards the sky. Its shape is emphasised through light, which is diffused evenly and delicately.

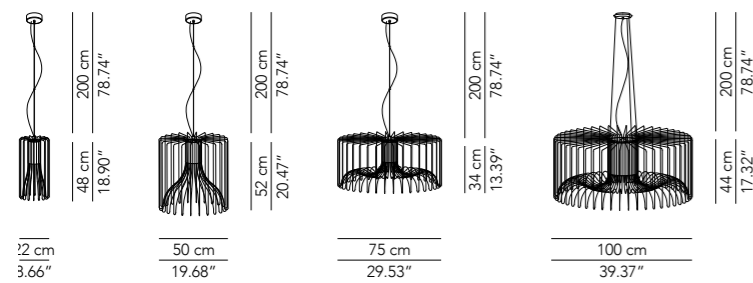






Lamp		Dimensions	Light source
Pendant lamp	Icaro 22	Ø 22 x 48 cm weight 2,5 kg	lamp type 1 x E14 max watt 42 W HES DIM
	Icaro 50	Ø 50 x 52 cm weight 6 kg	lamp type 1 x E27 max watt 42 W HES DIM
	Icaro 75	Ø 75 x 34 cm weight 10 kg	lamp type 1 x E27 max watt 42 W HES DIM
	Icaro 100	Ø 100 x 44 cm weight 20 kg	lamp type 1 x E27 max watt 70 W HES DIM

Pendant lamp



Finishes

Colours



White



Black



Natural iron^o

Diffuser textile



Cotton



Washable

Lampada in metallo/
Metal structure



IP20




* on demand

** cable on measure



Particolare finitura
in bianco/
White finish detail




Particolare finitura
in nero/
Black finish detail



^oParticolare
finitura in vernice
trasparente
(Natural iron)/
Transparent
finish detail
(Natural iron)



Dettaglio rosone/
Ceiling rose detail



Icaro 100
Dettaglio rosone/
Ceiling rose detail



ICARO BALL

La fantasia vola, tra le mura degli ambienti o all'aperto, con questa lampada disponibile in versione sospesa o da terra, dove lo stile industrial è portato ai massimi livelli e racchiude in sé la forza e la bellezza dei miti del passato.

This lamp available in pendant and floor versions lets your imagination soar between the walls of a room or in the open air. Featuring industrial style stretched to the limits, it incorporates the strength and beauty of legends from the past.

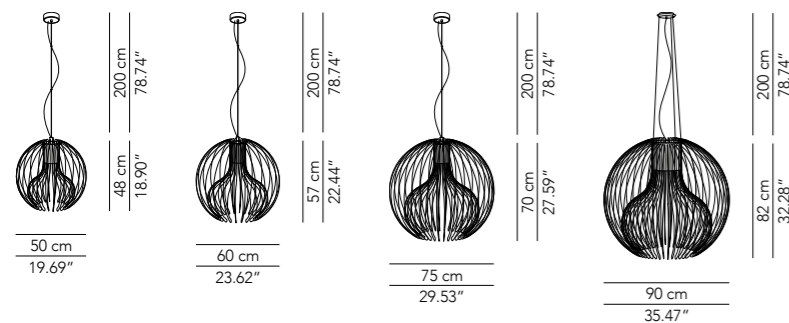






Lamp		Dimensions	Light source
Pendant lamp	Icaro Ball 50	Ø 50 x 48 cm weight 6 kg	lamp type 1 x E27 max watt 42 W HES DIM
	Icaro Ball 60	Ø 60 x 57 cm weight 10 kg	lamp type 1 x E27 max watt 42 W HES DIM
	Icaro Ball 75	Ø 75 x 70 cm weight 15 kg	lamp type 1 x E27 max watt 42 W HES DIM
	Icaro Ball 90	Ø 90 x 82 cm weight 25 kg	lamp type 1 x E27 max watt 70 W HES DIM

Pendant lamp



Finishes

Colours



White



Black



Natural iron^o

Diffuser textile



Cotton



Washable

Lampada in metallo/
Metal structure



IP20




* on demand

** cable on measure



Particolare finitura
in bianco/
White finish detail



Particolare finitura
in nero/
Black finish detail



^oParticolare
finitura in vernice
trasparente
(Natural iron)/
Transparent
finish detail
(Natural iron)



Dettaglio rosone/
Ceiling rose detail



Icaro Ball 90
Dettaglio rosone/
Ceiling rose detail



IDEA

Leggere strutture in metallo incorniciano dischi in tessuto che accolgono al centro il corpo illuminante. Idea arreda lo spazio in modo inedito e originale, sia nella versione singola che in composizione.

Lightweight metal structures frame fabric discs, at the centre of which is the light source itself. Idea creates a unique and original decor in any space. It is designed to work alone or as a composition.

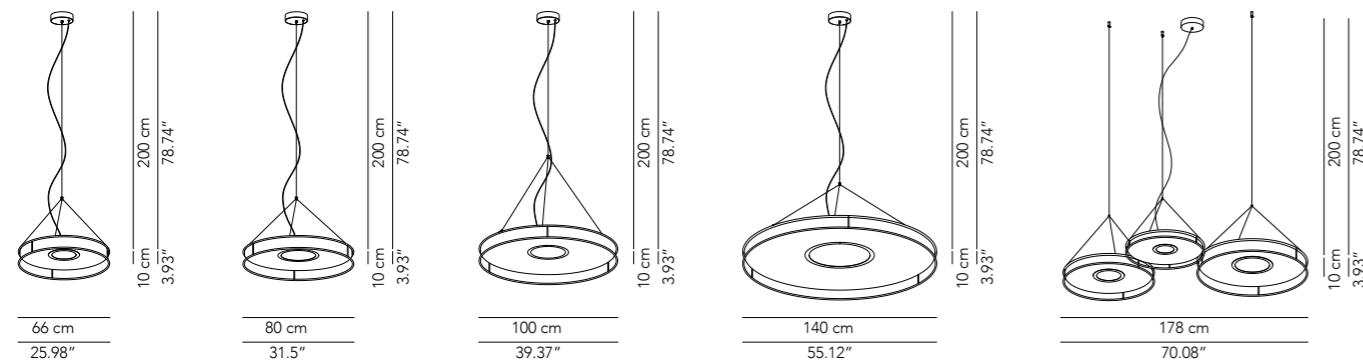







Lamp		Dimensions	Light source
Pendant lamp	Idea 66	Ø 66 x 10 cm weight 10 kg	lamp type 1 panel LED 18 W luminous efficacy 1660 Lm light colour 2800 K DIM DALI - push DIM
	Idea 80	Ø 80 x 10 cm weight 15 kg	lamp type 1 panel LED 24 W luminous efficacy 2150 Lm light colour 2800 K DIM DALI - push DIM
	Idea 100	Ø 100 x 10 cm weight 18 kg	lamp type 1 panel LED 24 W luminous efficacy 2150 Lm light colour 2800 K DIM DALI - push DIM
	Idea 140	Ø 140 x 10 cm weight 25 kg	lamp type 1 panel LED 30 W luminous efficacy 2400 Lm light colour 2800 K DIM DALI - push DIM
Pendant lamp	Idea 180 composition	Ø 180 x 105 x 10 cm weight 30 kg	lamp type 3 panel LED 12 W + 18 W + 24 W luminous efficacy 4920 Lm light colour 2800 K DIM DALI - push DIM

Pendant lamp



Finishes

Body colours



Diffuser textiles



Lampada in metallo,
dischi in tessuto
lycra/
Metal structure,
lycra fabric disks

Luce diretta/
Direct light



IP20



Dettaglio rosone/
Ceiling rose detail

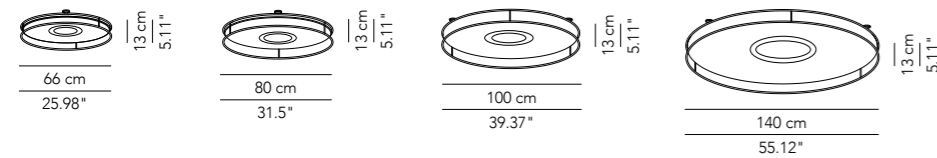
* on demand

** cable on measure

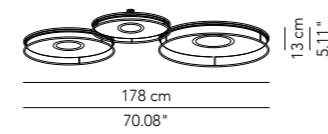


Lamp		Dimensions	Light source
Ceiling lamp / Wall lamp	Idea 66	Ø 66 x 13 cm weight 10 kg	lamp type 1 panel LED 18 W luminous efficacy 1660 Lm light colour 2800 K DIM DALI - push DIM
	Idea 80	Ø 80 x 13 cm weight 15 kg	lamp type 1 panel LED 24 W luminous efficacy 2150 Lm light colour 2800 K DIM DALI - push DIM
	Idea 100	Ø 100 x 13 cm weight 18 kg	lamp type 1 panel LED 24 W luminous efficacy 2150 Lm light colour 2800 K DIM DALI - push DIM
	Idea 140	Ø 140 x 13 cm weight 25 kg	lamp type 1 panel LED 30 W luminous efficacy 2400 Lm light colour 2800 K DIM DALI - push DIM
Ceiling lamp/ Wall lamp	Idea 180 composition	Ø 180 x 105 x 13 cm weight 30 kg	lamp type 3 panel LED 12 W + 18 W + 24 W luminous efficacy 4920 Lm light colour 2800 K DIM DALI - push DIM

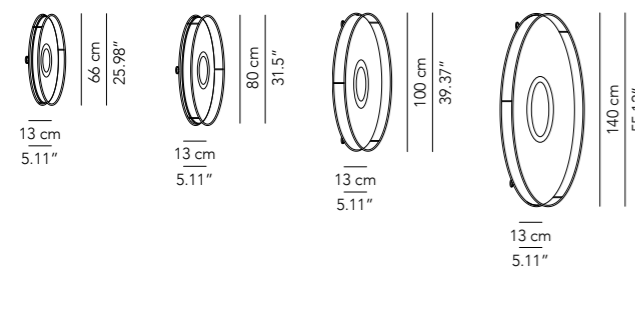
Ceiling lamp



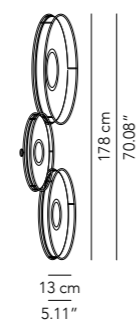
Composition



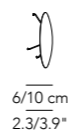
Wall lamp



Composition



Anti-glare accessory



Finishes

Body colours



White



Graphite

Diffuser textiles



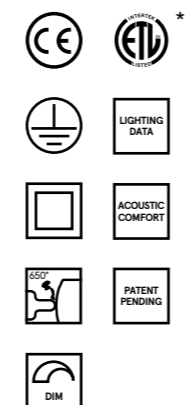
Lycra

Struttura
in metallo, dischi
in tessuto lycra/
Metal structure,
lycra fabric disks

Luce diretta/
Direct light



IP20



* on demand




Dettaglio accessorio
antiabbaglio/
Anti-glare
accessory detail



LOTO

Il colore assume la forma della grazia e diventa portatore di luce con Loto, una famiglia di lampade dove domina la leggerezza e allo stesso tempo la forza. Con il suo importante paralume in tessuto plissettato, si fa elemento di decoro.

Colour takes on a graceful shape and becomes a bearer of light with the Loto family of lamps, in which light weight prevails and becomes a source of strength. The impressive pleated fabric lampshade makes Loto a highly decorative element.



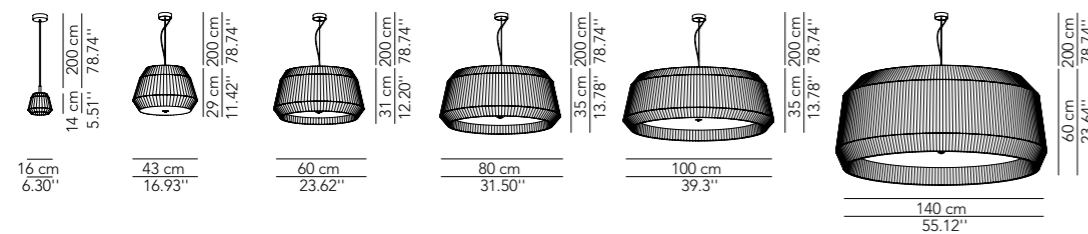




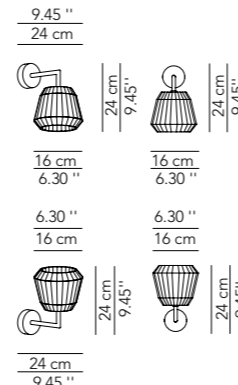


Lamp		Dimensions	Light source	
Pendant lamp	Loto 16	Ø 16 x 14 cm weight 0,7 kg	lamp type 1 x E14 max watt 1 x 42 W HES	DIM
	Loto 43	Ø 43 x 29 cm weight 2 kg	lamp type 2 x E27 max watt 2 x 52 W HES	DIM
		Ø 43 x 29 cm weight 2 kg	lamp type 1 LED module 18,7 W luminous efficacy 3000 Lm light colour 2700 K	DIM DALI - push DIM / TRIAC
	Loto 60	Ø 60 x 31 cm weight 3 kg	lamp type 3 x E27 max watt 3 x 70 W HES	DIM
		Ø 60 x 31 cm weight 3 kg	lamp type 1 LED module 23 W luminous efficacy 3628 Lm light colour 2700 K	DIM DALI - push DIM / TRIAC
	Loto 80	Ø 80 x 35 cm weight 5 kg	lamp type 4 x E27 max watt 4 x 70 W HES	DIM
Ø 80 x 35 cm weight 5 kg		lamp type 1 LED module 23 W luminous efficacy 3628 Lm light colour 2700 K	DIM DALI - push DIM / TRIAC	
Loto 100	Ø 100 x 35 cm weight 7 kg	lamp type 4 x E27 max watt 4 x 70 W HES	DIM	
	Ø 100 x 35 cm weight 7 kg	lamp type 1 LED module 23 W / 57 W luminous efficacy 3628 Lm / 8750 Lm light colour 2700 K	DIM DALI - push DIM / TRIAC	
Loto 140	Ø 140 x 60 cm weight 20 kg	lamp type 6 x E27 max watt 6 x 105 W HES	DIM	
	Ø 140 x 60 cm weight 20 kg	lamp type 1 LED module 88,2 W luminous efficacy 12380 Lm light colour 2700 K	DIM DALI - push DIM	
Wall lamp		Ø 16 x 24 x 24 cm weight 0,45 kg	lamp type 1 x E14 max watt 42 W HES	DIM

Pendant lamp



Wall lamp



Finishes

Diffuser textiles



Plissé



Plissé ribbon

Lampada in tessuto/
Fabric lampshade



IP20



* on demand
** cable on measure



Applique senza interruttore/
Wall lamp without switch detail



Particolare applique con interruttore/
Wall lamp with switch detail



Dettaglio rosone/
Ceiling rose detail



Dettaglio rosone/
Ceiling rose detail



MOOD

Un armonioso ritmo di proporzioni per un design futuristico, il grande diffusore centrale irradia la sua luce, la quale sembra concretizzarsi nel disco che lo circonda. Un vero e proprio raggio di colore che si diffonde in tutto l'ambiente.

A futuristic design with a harmonious sense of proportion, the large central diffuser irradiates light that seems to acquire substance in the disc surrounding it. A veritable ray of colour that spreads throughout the environment.

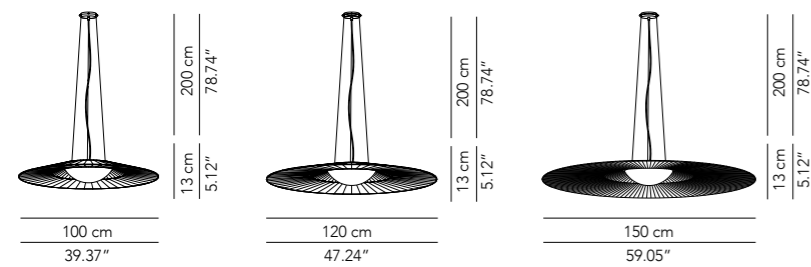




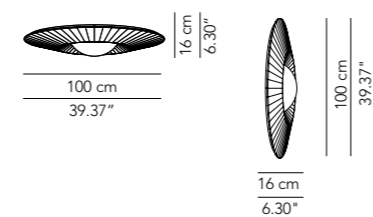


Lamp		Dimensions	Light source
Pendant lamp	Mood 100	Ø 100 x 13 cm weight 5 kg	lamp type 1 LED module 23 W luminous efficacy 3628 Lm light colour 2700 K DIM DALI - push DIM / TRIAC
	Mood 120	Ø 120 x 13 cm weight 6 kg	lamp type 1 LED module 23 W luminous efficacy 3628 Lm light colour 2700 K DIM DALI - push DIM / TRIAC
	Mood 150	Ø 150 x 13 cm weight 10 kg	lamp type 1 LED module 23 W luminous efficacy 3628 Lm light colour 2700 K DIM DALI - push DIM / TRIAC
Ceiling-wall lamp	Mood 100	Ø 100 x 16 cm weight 5 kg	lamp type 1 LED module 23 W luminous efficacy 3628 Lm light colour 2700 K DIM DALI - push DIM / TRIAC

Pendant lamp



Ceiling-wall lamp



Finishes

Diffuser textiles



Plissé



Plissé ribbon

Lampada in tessuto,
diffusore in PMMA/
Fabric lampshade,
diffuser in PMMA



IP20



Dettaglio rosone/
Ceiling rose detail

* on demand

** cable on measure



MOOD DESNUDA

La luce nella sua essenzialità e la bellezza delle proporzioni senza compromessi, questa è Mood Desnuda, che regala un grande effetto scenografico pur mantenendo un'estrema leggerezza nelle forme.

Light in its most essential form, the uncompromising beauty of proportions, this is Mood Desnuda, which creates a striking scenographic effect while maintaining an extreme lightness of form.





Lamp		Dimensions	Light source
Pendant lamp	Mood 60	Ø 60 x 20 cm weight 2 kg	lamp type 1 x E27 max watt 70 W HES DIM
	Mood 100	Ø 100 x 20 cm weight 3 kg	lamp type 1 x E27 max watt 70 W HES DIM
	Mood 120	Ø 120 x 20 cm weight 4 kg	lamp type 1 x E27 max watt 70 W HES DIM
	Mood 150	Ø 150 x 20 cm weight 6 kg	lamp type 1 x E27 max watt 70 W HES

Finishes

Colours



White

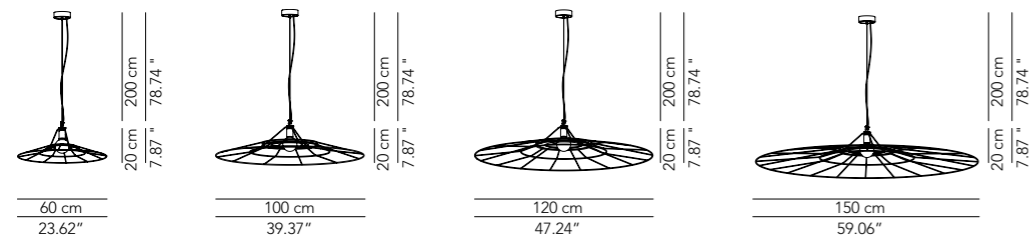


Black

Lampada in metallo/
Metal structure



Pendant lamp



IP20



* on demand
** cable on measure



White



Black

Dettaglio rosone/
Ceiling rose detail



MULTIBALL

Scegli la tua combinazione, divertiti a creare la sequenza di sfere che illumina il tuo spazio. Con le sospensioni Multiball aggregabili in infinite composizioni, hai tutta la libertà di giocare con la luce.

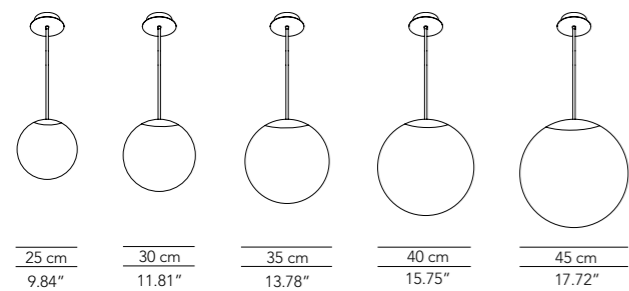
Choose your own combination and have fun creating a sequence of spheres to light up your space. This series of pendant lamps in different heights, which can be grouped together to create infinite arrangements, gives you total freedom to play with light.



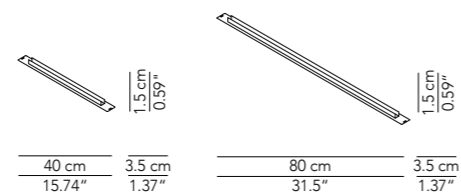


Lamp		Dimensions	Light source
Pendant lamp	Globe 25	Ø 25 x 36 - 106 cm weight 1,7 kg	lamp type 1 x E27 max watt 42 W HES DIM
	Globe 30	Ø 30 x 41 - 111 cm weight 1,7 kg	lamp type 1 x E27 max watt 52 W HES DIM
	Globe 35	Ø 35 x 46 - 116 cm weight 1,7 kg	lamp type 1 x E27 max watt 52 W HES DIM
	Globe 40	Ø 40 x 51 - 121 cm weight 2 kg	lamp type 1 x E27 max watt 70 W HES DIM
	Globe 45	Ø 45 x 56 - 126 cm weight 2 kg	lamp type 1 x E27 max watt 70 W HES DIM

Pendant lamp



Joint bracket



Finishes

Body colours



White



Black

Diffuser colours



White

Struttura in metallo,
diffusore in PMMA/
Metal structure,
diffuser in PMMA



IP20



Dettaglio rosone/
Ceiling rose detail



Dettaglio raccordo/
Joint bracket detail

* on demand



NUCLEO

Un disco luminoso, come il sole, si muove dentro un percorso ellittico in veste di archetipa fonte di luce. La sospensione Nucleo illumina lo spazio in modo dinamico, grazie a una sorgente Led che scorre all'interno della struttura in metallo che la ospita.

A bright disc glides along an elliptical course like the sun, playing the role of the archetypal light source. Nucleo hanging lamp dynamically illuminates its space, thanks to a LED source that slides within its metal frame.

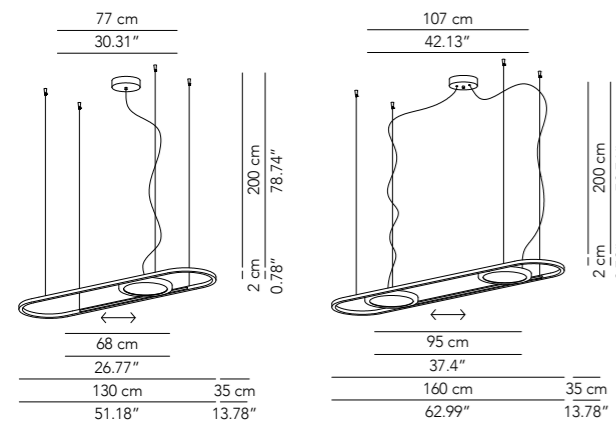






Lamp		Dimensions	Light source
Pendant lamp	Nucleo 130 direct light	Ø 130 x 35 x 2 cm weight 8 kg	lamp type 1 panel LED 24 W luminous efficacy 2150 Lm light colour 2800 K DIM DALI - push DIM / TRIAC
	Nucleo 130 double light emission	Ø 130 x 35 x 2 cm weight 8 kg	lamp type 1 panel led 24 watt + 1 module LED 3 watt luminous efficacy 2350 Lm light colour 2800 K DIM DALI - push DIM
	Nucleo 160 direct light	Ø 160 x 35 x 2 cm weight 12 kg	lamp type 2 panels LED 24 W luminous efficacy 4300 Lm light colour 2800 K DIM DALI - push DIM / TRIAC
	Nucleo 160 double light emission	Ø 160 x 35 x 2 cm weight 12 kg	lamp type 2 panels led 24 watt + 2 modules LED 3 watt luminous efficacy 4700 Lm light colour 2800 K DIM DALI - push DIM

Pendant lamp



Raccordo sospensione
1 cavo acciaio/
Connection
for suspension
1 steel cable

Finishes

Body colours



White



Graphite



Chrome

Diffuser



White



Graphite



Chrome



Brass

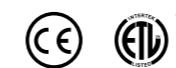


Copper

Luce diretta/
Direct light

Biemissione*/
Uplight
and downlight*

IP20



* on demand
** cable on measure



White

Graphite

White

Graphite

Dettaglio rosone L130/
Ceiling rose detail L130

Dettaglio rosone L160/
Ceiling rose detail L160



Il diffusore LED scorre all'interno della struttura/
LED source slides within its metal structure

Dettaglio biemissione/
Uplight and downlight emission detail



OMBRELLA

Lampada a sospensione e a soffitto in metallo verniciato. Lo scambio di riflessi e rimbalzi tra le due superfici sovrapposte illumina lo spazio in modo indiretto con una luce diffusa e accogliente.

Bask in pure light with the painted metal Ombrella pendant and ceiling lamp. The exchange of light reflecting and bouncing between the two overlapping surfaces illuminates space indirectly, creating a diffused, cosy light.







Lamp		Dimensions	Light source
Pendant lamp	Ombrella 60	Ø 60 x 30 cm weight 3 kg	lamp type 1 LED module 17,8 W luminous efficacy 3200 Lm light colour 3000 K DIM DALI - push DIM / TRIAC
	Ombrella 80	Ø 80 x 39 cm weight 6 kg	lamp type 1 LED module 25 W luminous efficacy 4425 Lm light colour 3000 K DIM DALI - push DIM / TRIAC
	Ombrella 100	Ø 100 x 43 cm weight 10 kg	lamp type 1 LED module 25 W luminous efficacy 4425 Lm light colour 3000 k DIM DALI - push DIM / TRIAC
Ceiling lamp	Ombrella 60	Ø 60 x 34 cm weight 3 kg	lamp type 1 LED module 17,8 W luminous efficacy 3200 Lm light colour 3000 K DIM DALI - push DIM / TRIAC
	Ombrella 80	Ø 80 x 43 cm weight 6 kg	lamp type 1 LED module 25 W luminous efficacy 4425 Lm light colour 3000 K DIM DALI - push DIM / TRIAC
	Ombrella 100	Ø 100 x 47 cm weight 10 kg	lamp type 1 LED module 25 W luminous efficacy 4425 Lm light colour 3000 K DIM DALI - push DIM / TRIAC

Finishes

Upper disk colours



White



Gold leaf

Lower disk colours



White



Chrome



Brass



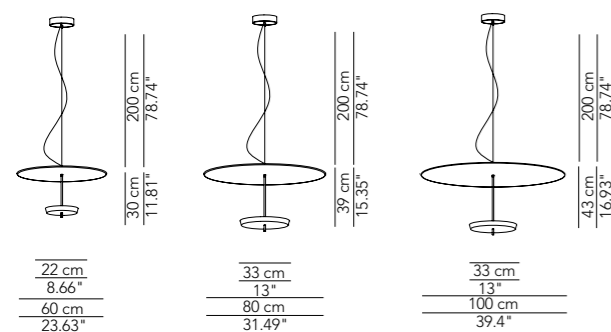
Copper

Lampada in metallo/
Metal structure

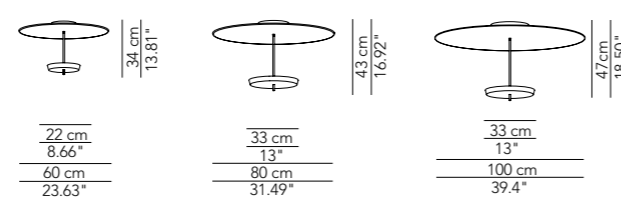
Luce indiretta/
Indirect light



Pendant lamp



Ceiling lamp



IP20



* on demand

** cable on measure



Dettaglio rosone/
Ceiling rose detail



ORB

In ottica gli Orb sono globi luminescenti enigmatici e arcani. Modo Luce li ha resi icone intramontabili, enfatizzando la forma perfetta e archetipica della sfera. Uno stile retrò e un design senza tempo incontra la tecnologia LED di ultima generazione.

In optics an Orb is a luminescent, enigmatic, mysterious globe. By emphasising the perfect, archetypal shape of the sphere, Modo Luce has turned it into a timeless icon. Retrò style and ageless design encounters new-generation LED module technology.



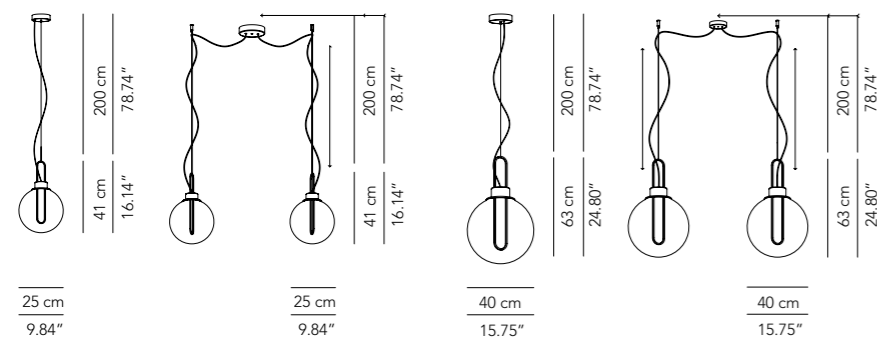






Lamp		Dimensions	Light source
Pendant lamp PMMA	Orb 25 - 1 globe	Ø 25 x 41 cm weight 2 kg	lamp type 1 LED module 8,5 W luminous efficacy 1335 Lm light colour 3000 K DIM DALI - push DIM / TRIAC
	Orb 25 - 2 globes	Ø 25 x 41 cm weight 2,5 kg	lamp type 2 LED modules 8,5 W luminous efficacy 2 x 1335 Lm light colour 3000 K DIM DALI - push DIM / TRIAC
	Orb 40 - 1 globe	Ø 40 x 63 cm weight 3,5 kg	lamp type 1 LED module 16,2 W luminous efficacy 2400 Lm light colour 3000 K DIM DALI - push DIM / TRIAC
	Orb 40 - 2 globes	Ø 40 x 63 cm weight 7 kg	lamp type 2 LED modules 16,2 W luminous efficacy 2 x 2400 Lm light colour 3000 K DIM DALI - push DIM / TRIAC
Pendant lamp glass	Orb 25 - 1 globe	Ø 25 x 41 cm weight 3 kg	lamp type 1 LED module 8,5 W luminous efficacy 1335 Lm light colour 3000 K DIM DALI - push DIM / TRIAC
	Orb 25 - 2 globes	Ø 25 x 200 cm weight 6 kg	lamp type 2 LED modules 8,5 W luminous efficacy 2 x 1335 Lm light colour 3000 K DIM DALI - push DIM / TRIAC
	Orb 40 - 1 globe	Ø 40 x 63 cm weight 6 kg	lamp type 1 LED module 16,2 W luminous efficacy 2400 Lm light colour 3000 K DIM DALI - push DIM / TRIAC
	Orb 40 - 2 globes	Ø 40 x 63 cm weight 12 kg	lamp type 2 LED modules 16,2 W luminous efficacy 2 x 2400 Lm light colour 3000 K DIM DALI - push DIM / TRIAC

Pendant lamp



Finishes

Body colours



White



Black



Chrome



Brass



Copper

Diffuser colours



PMMA

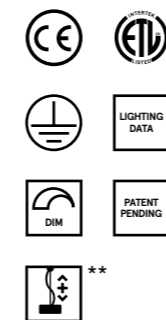


Glass

Struttura in metallo,
diffusore in PMMA
fumé o vetro/
Metal structure,
diffuser in PMMA
fumé or glass



IP20



** cable on measure



Dettaglio rosone /
Ceiling rose detail



PEGGY

A sospensione o plafoniera, Peggy illumina gli spazi con la sua doppia emissione di luce. Il disco, nell'opzione in tessuto, diventa elemento funzionale, aiutando ad abbattere il riverbero sonoro, coniugando comfort acustico e luminoso.

Available as a pendant or ceiling lamp, Peggy illuminates any space with its double light source. The fabric version of the disc is both handsome and functional, as it also serves to help reduce reverb, thus combining acoustic and lighting comfort.

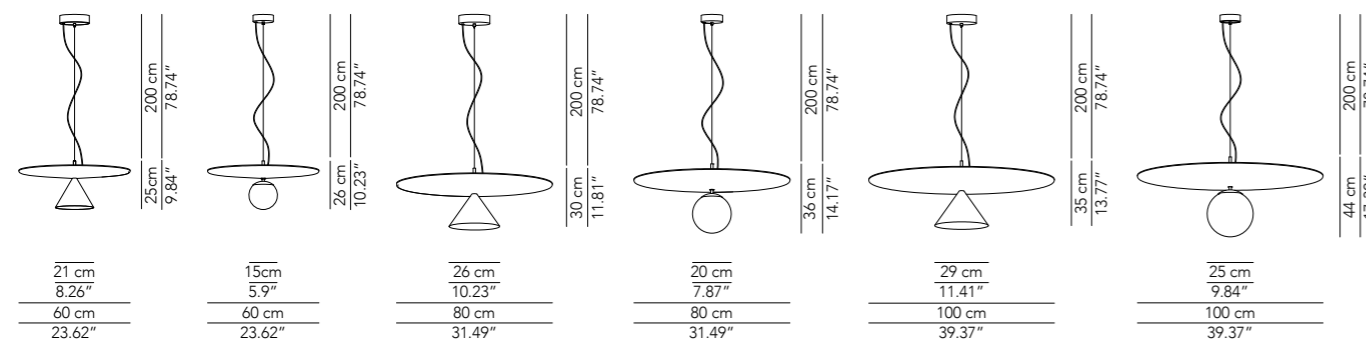






Lamp	Dimensions	Light source
Pendant lamp Peggy 60	Ø 60 x 25 cm weight 6 kg	lamp type 1 x E27 + 3 x R7S max watt 42 W HES + 3 x 75 W R7S DIM
	Ø 60 x 25 cm weight 6 kg	lamp type 1 cob LED 15 W + linear LED modules 8 W luminous efficacy 3415 Lm light colour 2700 K DIM DALI - push DIM
Peggy 60 ball	Ø 60 x 26 cm weight 6 kg	lamp type 1 x G9 + 3 x R7S max watt 42 W HES + 3 x 75 W R7S DIM
Peggy 80	Ø 80 x 30 cm weight 8,5 kg	lamp type 1 x E27 + 3 x R7S max watt 1 x 42 W HES + 3 x 105 W R7S DIM
	Ø 80 x 30 cm weight 8,5 kg	lamp type 1 cob LED 15 W + linear LED modules 16 W luminous efficacy 4675 Lm light colour 2700 K DIM DALI - push DIM
Peggy 80 ball	Ø 80 x 36 cm weight 8,5 kg	lamp type 1 x E27 + 3 x R7S max watt 1 x 42 W HES + 3 x 105 W R7S DIM
Peggy 100	Ø 100 x 35 cm weight 12 kg	lamp type 1 x E27 + 3 x R7S max watt 42 W HES + 3 x 105 W R7S DIM
	Ø 100 x 35 cm weight 12 kg	lamp type 1 cob LED 15 W + linear LED modules 16 W luminous efficacy 4796 Lm light colour 2700 K DIM DALI - push DIM
Peggy 100 ball	Ø 100 x 44 cm weight 12 kg	lamp type 1 x E27 + 3 x R7S max watt 42 W HES + 3 x 105 W R7S DIM

Pendant lamp



Finishes

Metal disk



White



Black

Textile disk



Wool

Metal conic diffuser



White



Black



Matt gold

Globe diffuser



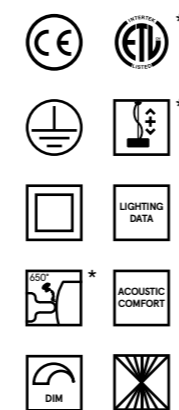
PMMA
opal soft touch

Disco in metallo
o tessuto lana
in comfort acustico
Diffusore conico
in metallo o globo
in PMMA opale




Painted metal disc
or wool fabric
acoustic disc.
Conic diffuser
in painted metal
or globe diffuser
in opal PMMA

IP20



* on demand
** cable on measure



Dettaglio rosone/
Ceiling rose detail

Kit copertura
superiore per
versione R7s /
Top cover kit
for R7s version

Peggy
Particolare emissione
superiore / Uplight
emission detail

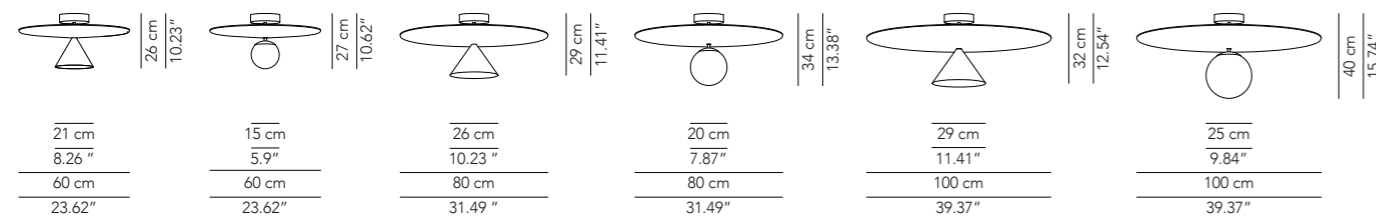
Peggy LED
Particolare emissione
superiore / Uplight
emission detail

Peggy Ball
Particolare emissione
superiore / Uplight
emission detail



Lamp	Dimensions	Light source
Ceiling lamp Peggy 60	Ø 60 x 26 cm weight 6 kg	lamp type 1 x E27 + 3 x R7S max watt 1 x 42 W HES + 3 x 75 W R7S DIM
	Ø 60 x 26 cm weight 6 kg	lamp type 1 cob LED 15 W + linear LED modules 8 W luminous efficacy 3415 Lm light colour 2700 K DIM DALI - push DIM
Peggy 60 ball	Ø 60 x 27 cm weight 6 kg	lamp type 1 x G9 + 3 x R7S max watt 1 x 42 W HES + 3 x 75 W R7S DIM
Peggy 80	Ø 80 x 29 cm weight 8,5 kg	lamp type 1 x E27 + 3 x R7S max watt 1 x 42 W HES + 3 x 105 W R7S DIM
	Ø 80 x 29 cm weight 8,5 kg	lamp type 1 cob LED 15 W + linear LED modules 16 W luminous efficacy 4675 Lm light colour 2700 K DIM DALI - push DIM
Peggy 80 ball	Ø 80 x 34 cm weight 8,5 kg	lamp type 1 x E27 + 3 x R7S max watt 1 x 42 W HES + 3 x 105 W R7S DIM
Peggy 100	Ø 100 x 32 cm weight 12 kg	lamp type 1 x E27 + 3 x R7S max watt 1 x 42 W HES + 3 x 105 W R7S DIM
	Ø 100 x 32 cm weight 12 kg	lamp type 1 cob LED 15 W + linear LED modules 16 W luminous efficacy 4796 Lm light colour 2700 K DIM DALI - push DIM
Peggy 100 ball	Ø 100 x 40 cm weight 12 kg	lamp type 1 x E27 + 3 x R7S max watt 1 x 42 W HES + 3 x 105 W R7S DIM

Ceiling lamp



Finishes

Metal disk



White



Black

Textile disk



Wool

Metal conic diffuser



White



Black



Matt gold

Globe diffuser



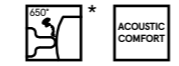
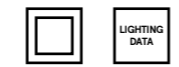
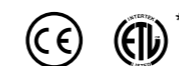
PMMA
opal soft touch

Disco in metallo
o tessuto lana
in comfort acustico.
Diffusore conico
in metallo o globo
in PMMA opale



Painted metal disc
or wool fabric
acoustic disc.
Conic diffuser
in painted metal
or globe diffuser
in opal PMMA

IP20



* on demand



Peggy
Particolare emissione
superiore / Uplight
emission detail



Peggy LED
Particolare emissione
superiore / Uplight
emission detail



Peggy Ball
Particolare emissione
superiore / Uplight
emission detail



RIGHELLO

Righello illumina con rigore geometrico ambienti pubblici o residenziali con attenzione al benessere acustico e luminoso dell'ambiente.

Righello illuminates public or residential ambiances with geometric rigour, while the fabric ensures acoustic and light comfort in the environment.

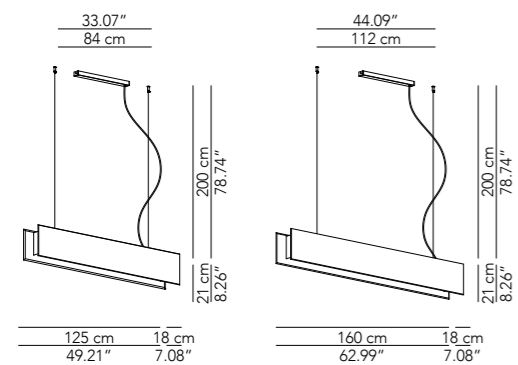




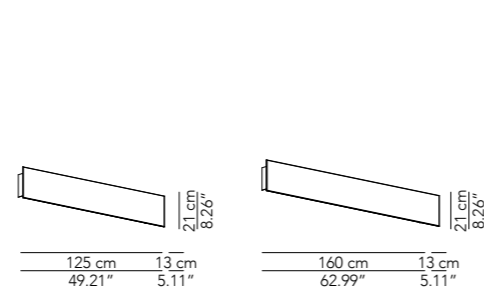


Lamp		Dimensions	Light source
Pendant lamp	Righello 125	125 x 18 x 21 cm weight 5 kg	lamp type linear LED modules 48 W luminous efficacy 7600 Lm light colour 3000 K DIM DALI - push DIM
	Righello 160	160 x 18 x 21 cm weight 8 kg	lamp type linear LED modules 56 W luminous efficacy 8960 Lm light colour 3000 K DIM DALI - push DIM
Wall lamp	Righello 125	125 x 13 x 21 cm weight 4 kg	lamp type linear LED modules 48 W luminous efficacy 7600 Lm light colour 3000 K DIM DALI - push DIM
	Righello 160	160 x 13 x 21 cm weight 7 kg	lamp type linear LED modules 56 W luminous efficacy 8960 Lm light colour 3000 K DIM DALI - push DIM

Pendant lamp



Wall lamp



Finishes

Body colours



Diffuser textile

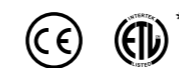


Diffusore in tessuto,
struttura in metallo/
Fabric lampshade,
metal structure

Biemissione/
Uplight and downlight




IP20



* on demand

** cable on measure



Dettaglio/
Detail



Dettaglio rosone/
Ceiling rose detail



RING

Installa uno o più elementi della collezione Ring in lycra sfoderabile ed avrai un soffitto decorato da nuvole stilizzate con un richiamo alle geometrie tipiche degli anni '50.

Install one or several elements from the Ring collection with their removable lycra coverings and create a ceiling decorated with stylised clouds that recall the geometric designs typical of the 1950s.

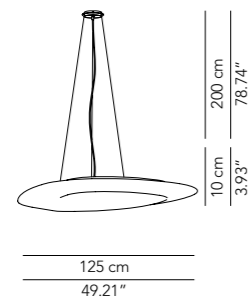
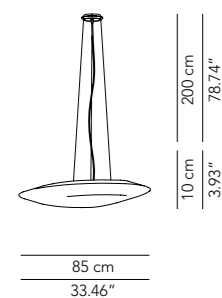




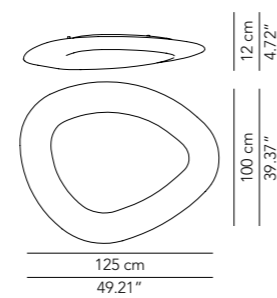
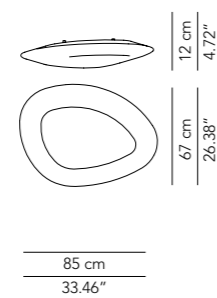


Lamp	Ring	Dimensions	Light source
Pendant lamp	Ring 85	85 x 67 x 10 cm weight 7 kg	lamp type 1 LED module 23 W luminous efficacy 3628 Lm light colour 2700 K DIM DALI - push DIM / TRIAC
	Ring 125	125 x 100 x 10 cm weight 10 kg	lamp type 1 LED module 88,2 W luminous efficacy 12380 Lm light colour 2700 K DIM DALI - push DIM
Wall lamp / Ceiling lamp	Ring 85	85 x 67 x 12 cm weight 7 kg	lamp type 1 LED module 23 W luminous efficacy 3628 Lm light colour 2700 K DIM DALI - push DIM / TRIAC
	Ring 125	125 x 100 x 12 cm weight 9 kg	lamp type 1 LED module 88,2 W luminous efficacy 12380 Lm light colour 2700 K DIM DALI- push DIM

Pendant lamp



Ceiling-wall lamp



Finishes

Diffuser textiles



Lycra

Diffusore in tessuto,
struttura in metallo/
Fabric lampshade,
metal structure



IP20



* on demand

** cable on measure



Lycra sfoderabile
e lavabile a 30°
classe M1/
Removable and
washable at 30°
lycra, class M1



Dettaglio rosone/
Ceiling rose detail



RING TONDA

La modernità oggi è sinonimo di bellezza, semplicità e praticità. In Ring Tonda trovi tutti questi elementi: la bellezza del cerchio, la purezza del colore e la praticità del rivestimento in lycra sfoderabile.

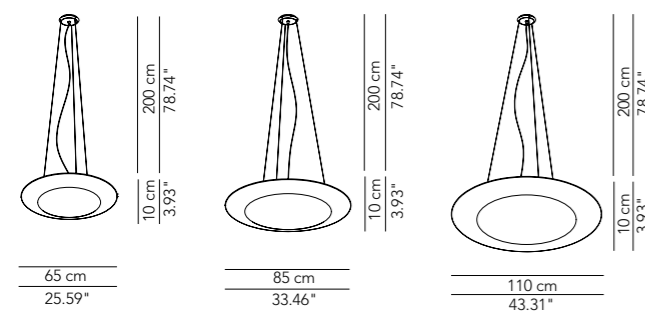
Modernity today is synonymous with beauty, simplicity and practicality. In Ring Tonda you find all these elements: the beauty of the ring, the purity of colour and the practicality of the removable lycra coverings.



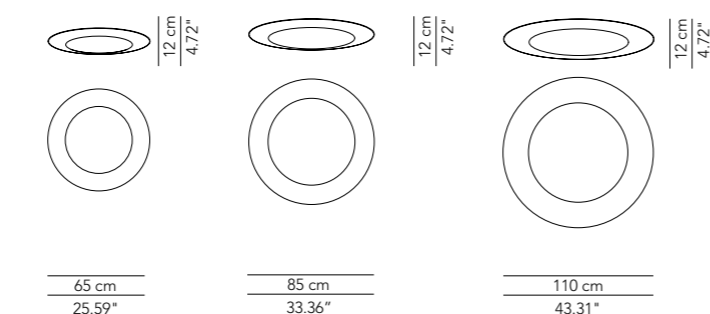


Lamp		Dimensions	Light source
Pendant lamp	Ring Tonda 65	Ø 65 x 10 cm weight 5 kg	lamp type 1 LED module 23 W luminous efficacy 3628 Lm light colour 2700 K DIM DALI - push DIM / TRIAC
	Ring Tonda 85	Ø 85 x 10 cm weight 7 kg	lamp type 1 LED module 57 W luminous efficacy 8750 Lm light colour 2700 K DIM DALI- push DIM / TRIAC
	Ring Tonda 110	Ø 110 x 10 cm weight 10 kg	lamp type 1 LED module 88,2 W luminous efficacy 12380 Lm light colour 2700 K DIM DALI- push DIM
Wall lamp / Ceiling lamp	Ring Tonda 65	Ø 65 x 12 cm weight 5 kg	lamp type 1 LED module 23 W luminous efficacy 3628 Lm light colour 2700 K DIM DALI - push DIM / TRIAC
	Ring Tonda 85	Ø 85 x 12 cm weight 7 kg	lamp type 1 LED module 57 W luminous efficacy 8750 Lm light colour 2700 K DIM DALI- push DIM / TRIAC
	Ring Tonda 110	Ø 110 x 12 cm weight 10 kg	lamp type 1 LED module 88,2 W luminous efficacy 12380 Lm light colour 2700 K DIM DALI- push DIM

Pendant lamp



Ceiling-wall lamp



Finishes

Diffuser textiles

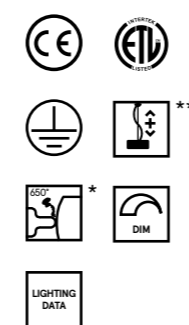


Lycra

Diffusore in tessuto,
struttura in metallo/
Fabric lampshade,
metal structure



IP20



* on demand
** cable on measure



Lycra sfoderabile
e lavabile a 30°
classe M1/
Removable and
washable at 30°
lycra, class M1



Dettaglio rosone/
Ceiling rose detail





SESTANTE

Traccia la tua rotta e porta la luce verso nuovi orizzonti con Sestante, la lampada da terra e da parete orientabile che grazie alla "canna telescopica" regolabile fino a 370 cm direziona il fascio luminoso dove vuoi tu.

Plot your course and take light towards new horizons with the swivel Sestante floor and wall lamps, which thanks to the "telescopic rod" extendable up to 370 cm, directs the beam of light where you want it.

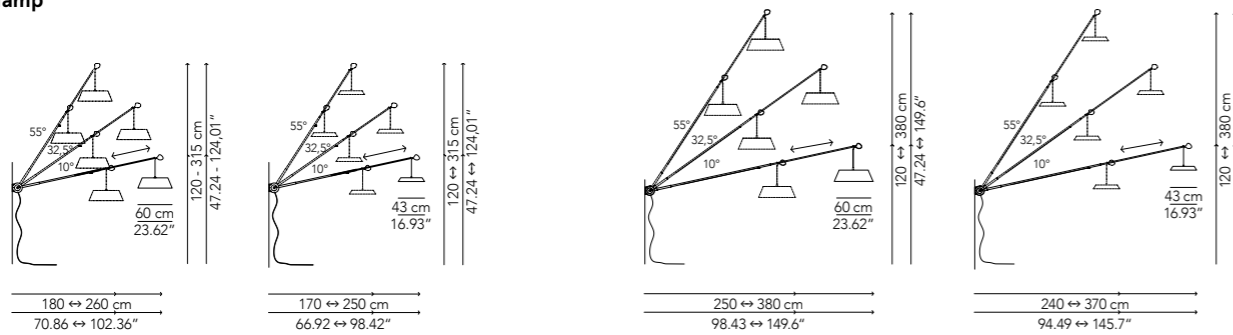




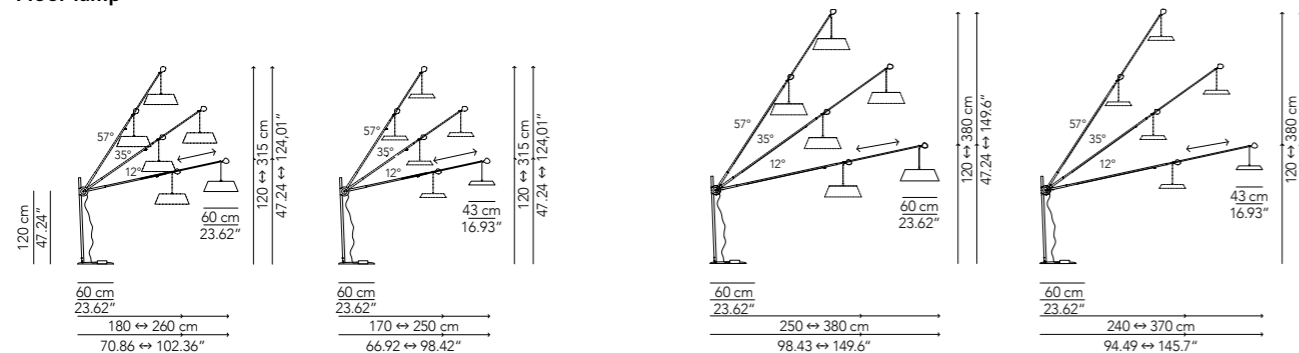


Lamp		Dimensions	Light source
Wall lamp	Sestante small	Ø 60 x 180 ↔ 260 cm weight 20 kg	lamp type 1 x E27 max watt 70 W HES DIM
		Ø 43 x 170 ↔ 250 cm weight 20 kg	lamp type 1 LED module 16,2 W luminous efficacy 2400 Lm light colour 3000 K DIM
	Sestante	Ø 60 x 250 ↔ 380 cm weight 20 kg	lamp type 1 x E27 max watt 70 W HES DIM
		Ø 43 x 240 ↔ 370 cm weight 20 kg	lamp type 1 LED module 16,2 W luminous efficacy 2400 Lm light colour 3000 K DIM
Floor lamp	Sestante small	Ø 60 x 180 ↔ 260 cm	lamp type 1 x E27 max watt 70 W HES DIM
		Ø 43 x 170 ↔ 250 cm	lamp type 1 LED module 16,2 W luminous efficacy 2400 Lm light colour 3000 K DIM
	Sestante	Ø 60 x 250 ↔ 380 cm	lamp type 1 x E27 max watt 70 W HES DIM
		Ø 43 x 240 ↔ 370 cm	lamp type 1 LED module 16,2 W luminous efficacy 2400 Lm light colour 3000 K DIM

Wall lamp



Floor lamp



Finishes

Body colours



White



Black



Lime



Blue China

Diffuser textile



Cotton



Washable

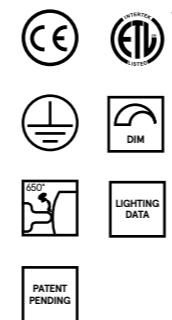


Wool*

Lampada in metallo,
diffusore in tessuto
o alluminio/
Metal structure,
fabric or aluminium
diffuser



IP20



* on demand



Orientabile 105°/
Rotating 105°



Telescopico
180 ↔ 260 cm
o 250 ↔ 380 cm/
Telescopico
180 ↔ 260 cm
or 250 ↔ 380 cm



Regolabile 3 altezze/
Adjustable 3 heights



Dettaglio aggancio/
Hooking detail

CLASSIC SHAPES

- 280 CILINDRO
- 286 LOST
- 292 LUCILLA
- 298 LUCILLA TONDA
- 304 MILLELUCI
- 310 OLIVIA
- 316 OTTOVOLANTE
- 322 RETTANGOLO
- 328 RETTANGOLO SLIM
- 332 REVERSE
- 338 ROMEO



CILINDRO

Lampada nata per illuminare gli ambienti con il suo stile classico ma sempre attuale, arricchita dalla nostra ampia gamma di tessuti.

A lamp created to illuminate environments with a classic yet always up-to-date style, embellished by our wide range of fabrics.

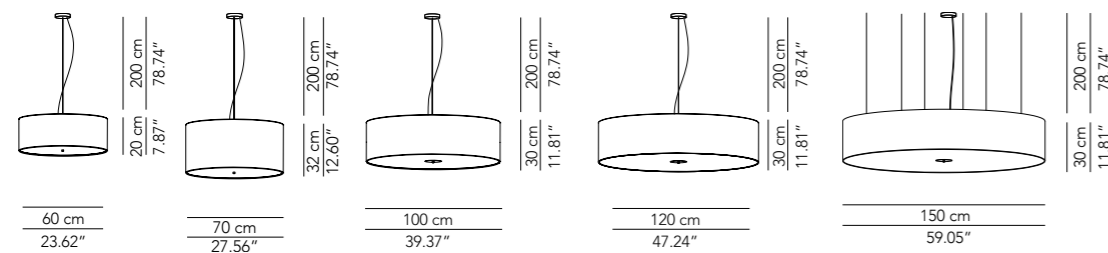






Lamp		Dimensions	Light source
Pendant lamp	Cilindro 60	Ø 60 x 20 cm weight 2,2 kg	lamp type 1 x E27 / 3 x E27 max watt 70 W HES / 3 x 70 W HES DIM
		Ø 60 x 20 cm weight 2,2 kg	lamp type 1 LED module 23 W luminous efficacy 3628 Lm light colour 2700 K DIM DALI - push DIM / TRIAC
	Cilindro 70	Ø 70 x 32 cm weight 3,5 kg	lamp type 1 x E27 / 3 x E27 max watt 70 W HES / 3 x 70 W HES DIM
		Ø 70 x 32 cm weight 3,5 kg	lamp type 1 LED module 23 W luminous efficacy 3628 Lm light colour 2700 K DIM DALI - push DIM / TRIAC
	Cilindro 100	Ø 100 x 30 cm weight 7 kg	lamp type 4 x E27 max watt 4 x 105 W HES DIM
		Ø 100 x 30 cm weight 7 kg	lamp type 1 LED module 23 W / 57 W luminous efficacy 3628 Lm / 8750 Lm light colour 2700 K DIM DALI - push DIM / TRIAC
	Cilindro 120	Ø 120 x 30 cm weight 14 kg	lamp type 4 x E27 max watt 4 x 105 W HES DIM
		Ø 120 x 30 cm weight 14 kg	lamp type 1 LED module 23 W / 88,2 W luminous efficacy 3628 Lm / 12380 Lm light colour 2700 K DIM DALI - push DIM / TRIAC
	Cilindro 150	Ø 150 x 30 cm weight 20 kg	lamp type 6 x E27 max watt 6 x 105 W HES DIM
		Ø 150 x 30 cm weight 20 kg	lamp type 1 LED module 88,2 W luminous efficacy 12380 Lm light colour 2700 K DIM DALI - push DIM

Pendant lamp



Finishes

Body textiles



Cotton



Lycra



Plissé



Plissé ribbon



Velvet



Washable



Kvadrat*



Wool*

Lampada in tessuto/
Fabric lampshade



IP20



* on demand

** cable on measure



Particolare disco
chiusura superiore
in plexiglass
versione E27/
Detail of upper
plexiglass
protection
E27 version



Dettaglio rosone
Cilindro 60, 70,
100, 120/
Cilindro 60, 70,
100, 120 ceiling rose
detail



Dettaglio rosone
Cilindro 150/
Cilindro 150
ceiling rose detail



LOST

Da terra o a sospensione, Lost è la lampada che, con la sua linea slanciata, rievoca i totem propiziatori del passato.

Whether as a floor or pendant lamp, the slim-line shape of Lost re-evokes the propitiatory totem poles of the past.







Lamp	Dimensions	Light source
Pendant lamp	Lost 25 Ø 25 x 130 cm weight 5 Kg	lamp type 1 x E27 / 6 x E27 max watt 1 x 105 W HES / 6 x 28 W HES DIM
	Lost 40 Ø 40 x 160 cm weight 8 Kg	lamp type 7 x E27 max watt 7 x 42 W HES DIM
	Ø 40 x 200 cm weight 8 Kg	lamp type 7 x E27 max watt 7 x 42 W HES DIM
Small table lamp	Ø 15 x 32 cm	lamp type 1 x E14 max watt 28 W HES DIM
Table lamp	Ø 18 x 46 cm	lamp type 1 x E27 max watt 42 W HES DIM
Floor lamp	Ø 30 x 175 cm	lamp type 6 x E27 max watt 6 x 28 W HES DIM

Pendant lamp

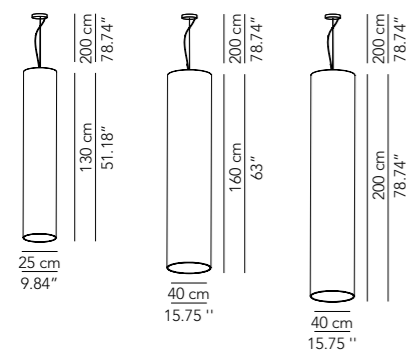
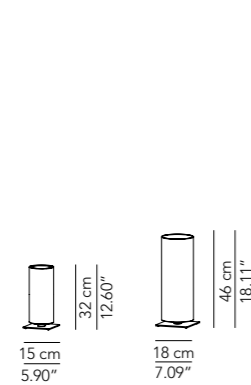
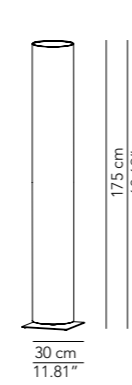


Table lamp



Floor lamp



Finishes

Diffuser textiles



Cotton

Diffusore in tessuto,
struttura in metallo/
Fabric lampshade,
metal structure



IP20



* on demand
** cable on measure



Dettaglio rosone/
Ceiling rose detail



LUCILLA

Luce d'atmosfera, forma semplice, non banale, costituita da una struttura in metallo che sostiene un paralume a forma conica in cotone o plissé. Nata per abbinarsi a qualsiasi ambiente, un vero passe-partout dell'eleganza.

Mood lighting with Lucilla. A metal structure supporting a conical cotton or plissé lampshade forms a simple but not trivial shape. Designed to match with any environment, its elegance makes it a veritable passe-partout.

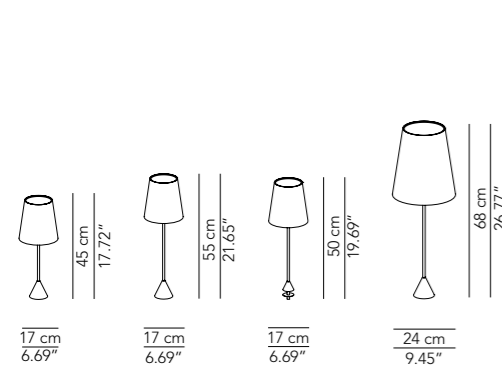




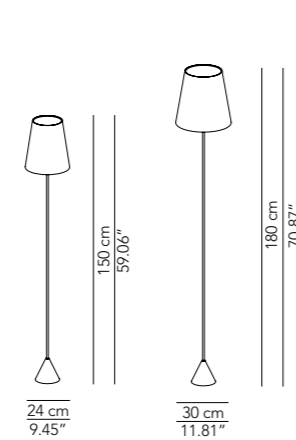


Lamp	Dimensions	Light source
Small table lamp	Ø 17 x 45 cm	lamp type 1 x E14 max watt 42 W HES DIM
Console lamp	Ø 17 x 55 cm	lamp type 1 x E14 max watt 42 W HES DIM
Office lamp	Ø 17 x 50 cm	lamp type 1 x E14 max watt 42 W HES DIM
Table lamp	Ø 24 x 68 cm	lamp type 1 x E27 max watt 52 W HES DIM
Reading lamp	Ø 24 x 150 cm	lamp type 1 x E27 max watt 52 W HES DIM
Floor lamp	Ø 30 x 180 cm	lamp type 1 x E27 max watt 70 W HES DIM
Wall lamp	Ø 17 x 24 x 26 cm weight 0,4 kg	lamp type 1 x E14 max watt 42 W HES DIM

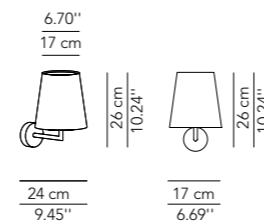
Table lamp



Floor lamp



Wall lamp



Finishes

Body colours



White



Black



Nickel

Diffuser textiles



Cotton



Plissé

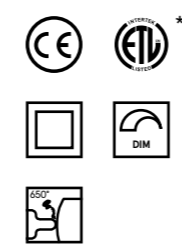


Plissé ribbon

Diffusore in tessuto,
struttura in metallo/
Fabric lampshade,
metal structure



IP20



* on demand



Particolare accensione lampada da tavolino/
Lighting switch detail of small table lamp



Particolare base lampada office/
Office lamp base detail



Applique senza interruttore/
Wall lamp without switch



Particolare applique con interruttore/
Wall lamp with switch detail



LUCILLA TONDA

Un sapiente gioco di rapporti tra volumi e la combinazione tra loro di figure geometriche classiche ha dato vita a tutta la linea Lucilla Tonda, dove il filo conduttore tra le varie lampade è il paralume cilindrico rivestito in tessuto.

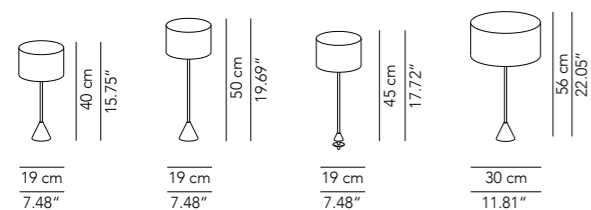
A skilful interplay of ratios between volumes and the combination of classic geometrical shapes LED to the creation of the Lucilla Tonda line, where the leitmotiv uniting the various lamps is the fabric covered cylindrical lampshade.



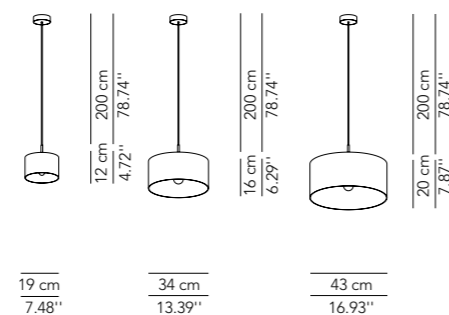


Lamp	Dimensions	Light source
Pendant lamp	Ø 19 x 12 cm weight 0,3 kg	lamp type 1 x E14 max watt 42 W HES DIM
	Ø 34 x 16 cm weight 0,5 kg	lamp type 1 x E27 max watt 52 W HES DIM
	Ø 43 x 20 cm weight 1 kg	lamp type 1 x E27 max watt 70 W HES DIM
Small table lamp	Ø 19 x 40 cm	lamp type 1 x E14 max watt 42 W HES DIM
Console lamp	Ø 19 x 50 cm	lamp type 1 x E14 max watt 42 W HES DIM
Office lamp	Ø 19 x 45 cm	lamp type 1 x E14 max watt 42 W HES DIM
Table lamp	Ø 30 x 56 cm	lamp type 1 x E27 max watt 52 W HES DIM

Table lamp



Pendant lamp



Finishes

Body colours



White



Black



Nickel

Diffuser textiles



Cotton



Washable

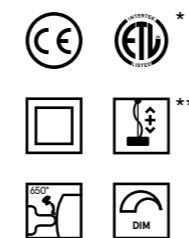


Wool

Diffusore in tessuto,
struttura in metallo/
Fabric lampshade,
metal structure



IP20



* on demand

** cable on measure



Particolare accensione lampada da tavolino/
Lighting switch detail of small table lamp



Particolare base lampada office/
Office lamp base detail

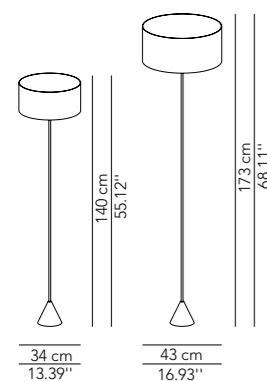


Dettaglio rosone/
Ceiling rose detail

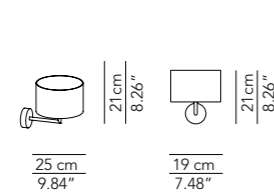


Lamp	Dimensions	Light source
Reading lamp	Ø 34 x 140 cm	lamp type 1 x E27 max watt 70 W HES DIM
Floor lamp	Ø 43 x 173 cm	lamp type 1 x E27 max watt 105 W HES DIM
Wall lamp	Ø 19 x 21 cm weight 0,5 kg	lamp type 1 x E14 max watt 42 W HES DIM

Floor lamp



Wall lamp



Finishes

Body colours



White



Black



Nickel

Diffuser textiles



Cotton



Washable

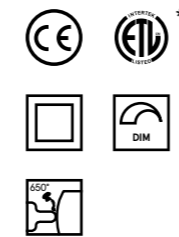


Wool

Diffusore in tessuto,
struttura in metallo/
Fabric lampshade,
metal structure



IP20



* on demand



Applique senza interruttore/
Wall lamp without switch



Particolare applique con interruttore/
Wall lamp with switch detail



MILLELUCI

Milleluci si caratterizza per essere una variante dai dettagli più ricchi e dal tocco contemporaneo del paralume classico. La struttura conica del paralume è rivestita in tessuto e le dimensioni di questi corpi luminosi li rendono ideali per grandi ambienti.

The distinguishing features of these pendant lamps are the rich detail and the contemporary feel of the classic lampshade with its conical structure upholstered in fabric. Their sizes make them ideal for large spaces.

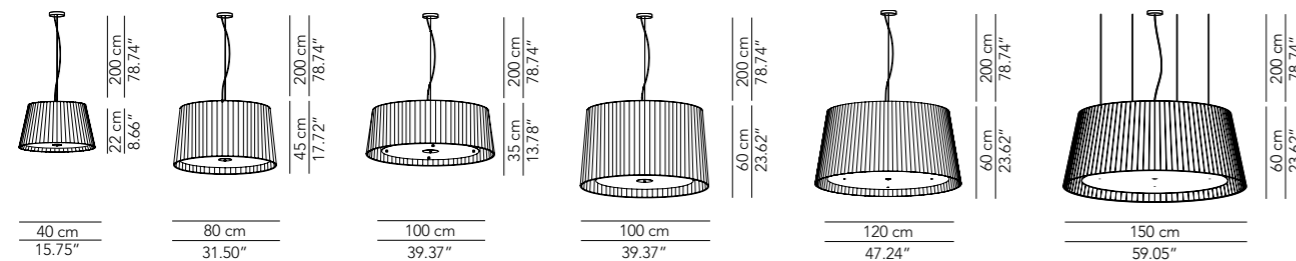






Lamp		Dimensions	Light source
Pendant lamp	Milleluci 40	Ø 40 x 22 cm weight 2 kg	lamp type 1 x E27 max watt 42 W HES DIM
	Milleluci 80	Ø 80 x 45 cm weight 6 kg	lamp type 4 x E27 max watt 4 x 70 W HES DIM
		Ø 80 x 45 cm weight 6 kg	lamp type 1 LED module 23 W luminous efficacy 3628 Lm light colour 2700 K DIM DALI - push DIM / TRIAC
	Milleluci 100	Ø 100 x 35 cm weight 7 kg	lamp type 4 x E27 max watt 4 x 70 W HES DIM
		Ø 100 x 35 cm weight 7 kg	lamp type 1 LED module 23 W / 57 W luminous efficacy 3628 Lm / 8750 Lm light colour 2700 K DIM DALI - push DIM / TRIAC
		Ø 100 x 60 cm weight 9 kg	lamp type 4 x E27 max watt 4 x 70 W HES DIM
		Ø 100 x 60 cm weight 9 kg	lamp type 1 LED module 23 W / 57 W luminous efficacy 3628 Lm / 8750 Lm light colour 2700 K DIM DALI - push DIM / TRIAC
	Milleluci 120	Ø 120 x 60 cm weight 14 kg	lamp type 4 x E27 max watt 4 x 70 W HES DIM
		Ø 120 x 60 cm weight 14 kg	lamp type 1 LED module 23 W / 88,2 W luminous efficacy 3628 Lm / 12380 Lm light colour 2700 K DIM DALI- push DIM / TRIAC
	Milleluci 150	Ø 150 x 60 cm weight 18 kg	lamp type 6 x E27 max watt 6 x 70 W HES DIM
		Ø 150 x 60 cm weight 18 kg	lamp type 1 LED module 88,2 W luminous efficacy 12380 Lm light colour 2700 K DIM DALI- push DIM

Pendant lamp



Finishes

Diffuser textiles



Cotton



Plissé



Plissé ribbon

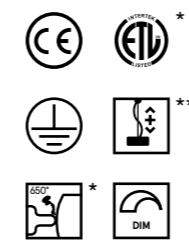


Wool

Lampada in tessuto/
Fabric lampshade



IP20



Dettaglio rosone/
Ceiling rose detail



Milleluci 150
Dettaglio rosone/
ceiling rose detail

* on demand

** cable on measure



OLIVIA

Galvanizzati dal colore e fan dello stile vintage, trovano in Olivia, l'elemento decorativo ideale per arricchire di stile gli ambienti. Un rigido diffusore dalle linee rassicuranti rivestito nelle morbide finiture plissé o plissé Ribbon.

Aficionados of colour and vintage style will find Olivia the ideal decorative element with which to embellish their environments. A rigid lampshade in a reassuring style upholstered in soft plissé or ribbon plissé finishes.

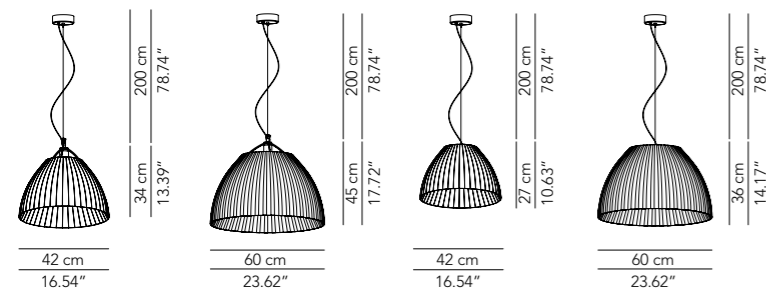




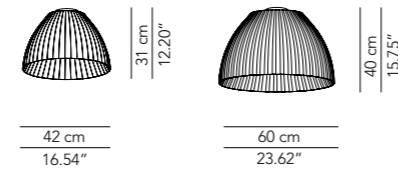


Lamp		Dimensions	Light source
Pendant lamp	Olivia 42	Ø 42 x 34 cm weight 3 kg	lamp type 1 x E27 max watt 70 W HES DIM
		Ø 42 x 27 cm weight 3 kg	lamp type 1 panel LED 12 W luminous efficacy 1110 Lm light colour 2800 K DIM DALI - push DIM / TRIAC
	Olivia 60	Ø 60 x 45 cm weight 6 kg	lamp type 1 x E27 max watt 70 W HES DIM
		Ø 60 x 36 cm weight 6 kg	lamp type 1 panel LED 24 W luminous efficacy 2150 Lm light colour 2800 K DIM DALI - push DIM / TRIAC
Ceiling lamp	Olivia 42	Ø 42 x 31 cm weight 5 kg	lamp type 1 x E27 max watt 42 W HES DIM
		Ø 42 x 31 cm weight 5 kg	lamp type 1 panel LED 12 W luminous efficacy 1110 Lm light colour 2800 K DIM DALI - push DIM / TRIAC
	Olivia 60	Ø 60 x 40 cm weight 10 kg	lamp type 1 x E27 max watt 70 W HES DIM
		Ø 60 x 40 cm weight 10 kg	lamp type 1 panel LED 24 W luminous efficacy 2150 Lm light colour 2800 K DIM DALI - push DIM / TRIAC

Pendant lamp



Ceiling lamp



Finishes

Body colours



White



Black



Copper



Chrome



Brass

Diffuser textiles



Plissé



Plissé ribbon

Diffusore in tessuto / Fabric lampshade



IP20



* on demand

** cable on measure



Particolare interno versione Panel LED / Internal detail LED / Panel version



White



Black



Chrome



Brass



Copper

Dettaglio rosone / Ceiling rose detail



OTTOVOLANTE

Lo sguardo insegue le linee serpeggianti di questa lampada, che illumina l'ambiente con luce diffusa. Ottovolante gioca con i colori e con le forme, si fa moderno, elegante o sbarazzino, a seconda delle finiture scelte.

Gaze at the meandering lines of this lamp, which illuminates the environment with diffused light. Ottovolante plays with colours and shapes, resulting as modern, elegant or jaunty according to the finishes chosen.

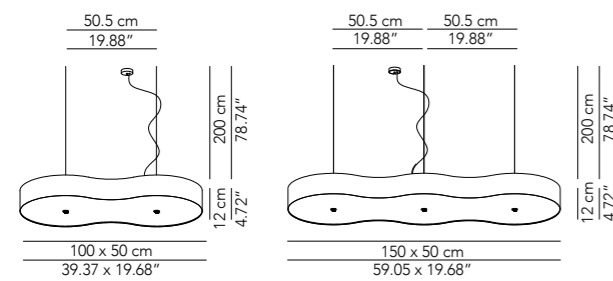




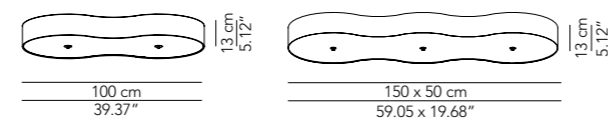


Lamp		Dimensions	Light source
Pendant lamp	Ottovolante 100	100 x 50 x 12 cm weight 8 kg	lamp type 6 x E27 max watt 6 x 42 W HES DIM
		100 x 50 x 12 cm weight 8 kg	lamp type 2 LED modules 18,7 W luminous efficacy 6000 Lm light colour 2700 K DIM DALI - push DIM / TRIAC
	Ottovolante 150	150 x 50 x 12 cm weight 11 kg	lamp type 8 x E27 max watt 8 x 42 W HES DIM
		150 x 50 x 12 cm weight 11 kg	lamp type 3 LED modules 18,7 W luminous efficacy 9000 Lm light colour 2700 K DIM DALI - push DIM / TRIAC
Ceiling lamp	Ottovolante 100	100 x 50 x 13 cm weight 8 kg	lamp type 6 x E27 max watt 6 x 42 W HES DIM
		100 x 50 x 13 cm weight 8 kg	lamp type 2 LED modules 18,7 W luminous efficacy 6000 Lm light colour 2700 K DIM DALI - push DIM / TRIAC
	Ottovolante 150	150 x 50 x 13 cm weight 11 kg	lamp type 8 x E27 max watt 8 x 42 W HES DIM
		150 x 50 x 13 cm weight 11 kg	lamp type 3 LED modules 18,7 W luminous efficacy 9000 Lm light colour 2700 K DIM DALI - push DIM / TRIAC

Pendant lamp



Ceiling lamp



Finishes

Diffuser textiles



Cotton



Plissé



Plissé ribbon



Washable



Wool



Kvadrat*

Lampada in tessuto/
Fabric lampshade



IP20



Dettaglio rosone/
Ceiling rose detail

* on demand

** cable on measure



RETTANGOLO

Per illuminare zone specifiche e mettere in risalto dettagli preziosi, puoi affidarti alle linee squadrate, grandi o piccole, di questa famiglia, dove il rettangolo è protagonista e lascia filtrare la luce attraverso il tessuto con cui è rivestito.

To illuminate specific areas and highlight precious details, you can rely on the straight-lined, square shapes, large and small, of this family, in which the rectangle reigns supreme and allows the light to filter through the fabric upholstery.

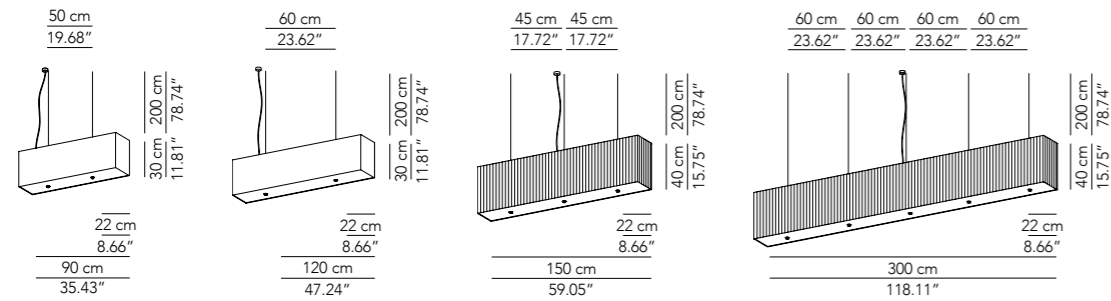






Lamp	Dimensions	Light source
Pendant lamp	Rettangolo 90 90 x 22 x 30 cm weight 4 kg	lamp type 3 x E27 max watt 3 x 42 W HES DIM
	Rettangolo 120 120 x 22 x 30 cm weight 4,5 kg	lamp type 4 x E27 max watt 4 x 42 W HES DIM
	Rettangolo 150 150 x 22 x 40 cm weight 10 kg	lamp type 6 x E27 max watt 6 x 52 W HES DIM
	Rettangolo 300 300 x 22 x 40 cm weight 25 kg	lamp type 12 x E27 max watt 12 x 52 W HES DIM
Wall lamp	Rettangolo 25 x 24 25 x 13 x 24 cm weight 0,2 kg	lamp type 1 x E27 max watt 28 W HES DIM
	Rettangolo 40 40 x 13 x 25 cm weight 0,5 kg	lamp type 1 x E27 / 2 x E27 max watt 42 W HES / 2 x 42 W HES DIM
	Rettangolo 25 25 x 13 x 40 cm weight 0,5 kg	lamp type 1 x E27 / 2 x E27 max watt 42 W HES / 2 x 42 W HES DIM
	Rettangolo 40 x 40 40 x 13 x 40 cm weight 0,5 kg	lamp type 2 x E27 max watt 2 x 42 W HES DIM
	Rettangolo 30 30 x 13 x 60 cm weight 1 kg	lamp type 2 x E27 max watt 2 x 42 W HES DIM
	Rettangolo 160 160 x 13 x 25 cm weight 5 kg	lamp type 6 x E27 max watt 6 x 42 W HES DIM
	160 x 13 x 25 cm weight 5 kg	lamp type linear led modules 41 W max watt 6962 Lm light colour 3000 K DIM DALI - push DIM

Pendant lamp



Wall lamp



Finishes

Diffuser textiles



Cotton



Plissé



Plissé ribbon

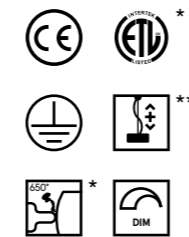


Wool*

Lampada in tessuto/
Fabric lampshade



IP20




* on demand

** cable on measure



Dettaglio rosone/
Ceiling rose detail





RETTANGOLO SLIM

Una scatola, un cassetto dei ricordi, è questo che richiama alla memoria Rettangolo slim. Proporzioni riviste per donare alla tipica solidità dei parallelepipedi più slancio e proiettare con più leggerezza la luce negli ambienti.

A box, a souvenir drawer is what Rettangolo Slim brings to mind. The proportions have been reviewed to make the typical solidity of these parallelepipeds more dynamic and to create a more effervescent light.





Lamp		Dimensions	Light source
Pendant lamp	Rettangolo Slim 100	100 x 50 x 12cm weight 8 kg	lamp type 6 x E27 max watt 6 x 42 W HES DIM
		100 x 50 x 12 cm weight 8 kg	lamp type 2 LED modules 18,7 W luminous efficacy 6000 Lm light colour 2700 K DIM DALI - push DIM / TRIAC
	Rettangolo Slim 150	150 x 50 x 12 cm weight 11 kg	lamp type 6 x E27 max watt 6 x 42 W HES DIM
		150 x 50 x 12 cm weight 11 kg	lamp type 3 LED modules 18,7 W luminous efficacy 9000 Lm light colour 2700 K DIM DALI - push DIM / TRIAC
Ceiling lamp	Rettangolo Slim 100	100 x 50 x 13 cm weight 8 kg	lamp type 6 x E27 max watt 6 x 42 W HES DIM
		100 x 50 x 13 cm weight 8 kg	lamp type 2 LED modules 18,7 W luminous efficacy 6000 Lm light colour 2700 K DIM DALI - push DIM / TRIAC
	Rettangolo Slim 150	150 x 50 x 13 cm weight 11 kg	lamp type 6 x E27 max watt 6 x 42 W HES DIM
		150 x 50 x 13 cm weight 11 kg	lamp type 3 LED modules 18,7 W luminous efficacy 9000 Lm light colour 2700 K DIM DALI - push DIM / TRIAC

Finishes

Diffuser textiles



Cotton



Plissé



Plissé ribbon

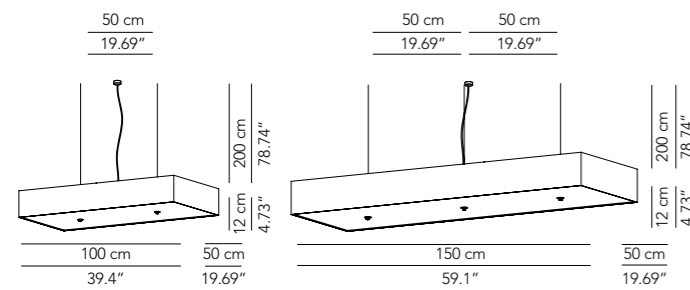


Wool*

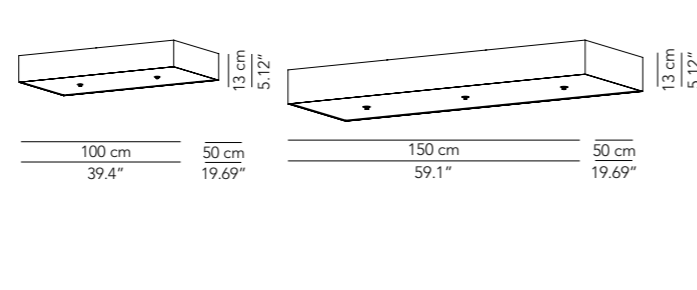
Lampada in tessuto/
Fabric lampshade



Pendant lamp



Ceiling lamp



IP20



* on demand
** cable on measure



Dettaglio rosone/
Ceiling rose detail



REVERSE

Classico e minimale, Reverse è l'armonia delle proporzioni. Semplice, nel suo richiamo alla geometria del tronco di cono, elegante nella finitura in cotone o plissé che lo rivestono.

Classic and minimal, Reverse is harmony of proportion. Simple, resembling the truncated cone in geometry, and elegant in its cotton or pleated finishes, which literally clothe it.







Lamp		Dimensions	Light source
Pendant lamp	Basic A 60	Ø 60 x 18 cm weight 5 kg	lamp type 1 LED module 18,7 W luminous efficacy 3000 Lm light colour 2700 K DIM DALI - push DIM / TRIAC
	Basic B 60	Ø 60 x 18 cm weight 5 kg	lamp type 1 LED module 18,7 W luminous efficacy 3000 Lm light colour 2700 K DIM DALI - push DIM / TRIAC
	Basic A 80	Ø 80 x 24 cm weight 7 kg	lamp type 1 LED module 23 W luminous efficacy 3628 Lm light colour 2700 K DIM DALI - push DIM / TRIAC
	Basic B 80	Ø 80 x 24 cm weight 7 kg	lamp type 1 LED module 23 W luminous efficacy 3628 Lm light colour 2700 K DIM DALI - push DIM / TRIAC

Finishes

Body textiles



Cotton



Plissé

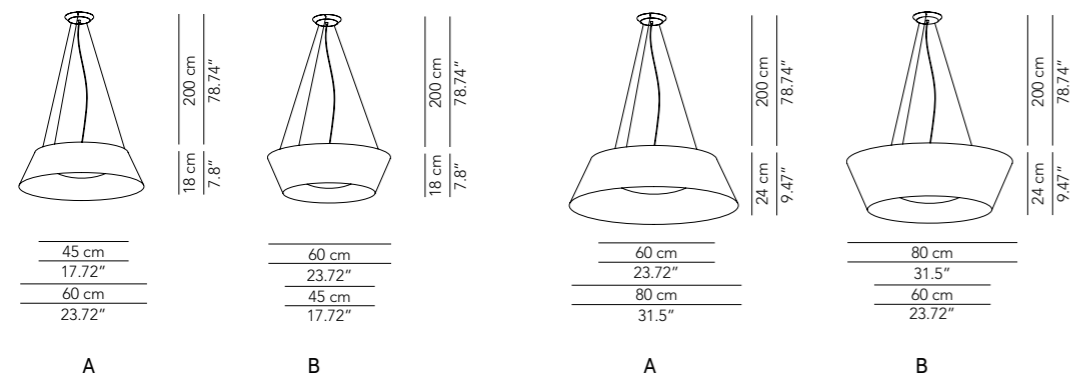


Plissé ribbon

Lampada in tessuto,
diffusore in PMMA/
Fabric lampshade,
diffuser in PMMA



Pendant lamp



IP20



* on demand
** cable on measure



Dettaglio rosone/
Ceiling rose detail



ROMEO

La luce è un abbraccio d'amore allo sguardo e non conosce tempo. Il mezzo con cui si diffonde deve saper valorizzare quest'idea e per farlo, richiama le linee più semplici, eppure cariche di eleganza ed armonia.

Light lovingly embraces our gaze and knows no time. The means that diffuses the light must be able to exploit this idea using the simplest of designs, which must however ooze elegance and harmony.







Lamp		Dimensions	Light source
Small table lamp	Romeo 16	Ø 16 x 45 cm	lamp type 1 x E14 max watt 42 W HES DIM
Table lamp	Romeo 35	Ø 35 x 70 cm	lamp type 1 x E27 max watt 70 W HES DIM
Reading lamp	Romeo 160	Ø 35 x 160 cm	lamp type 1 x E27 max watt 70 W HES DIM
Floor lamp	Romeo 180	Ø 40 x 180 cm	lamp type 1 x E27 / 3 x E27 max watt 70 W HES / 3 x 70 W HES DIM
	Romeo 212	Ø 70 x 212 cm	lamp type 4 x E27 max watt 4 x 70 W HES DIM
Pendant lamp	Romeo 25	Ø 25 x 30 cm weight 1,3 kg	lamp type 1 x E27 max watt 42 W HES DIM
	Romeo 40	Ø 40 x 45 cm weight 1,9 kg	lamp type 1 x E27 max watt 42 W HES DIM
	Romeo 70	Ø 70 x 72 cm weight 5 kg	lamp type 4 x E27 max watt 4 x 70 W HES DIM

Pendant lamp

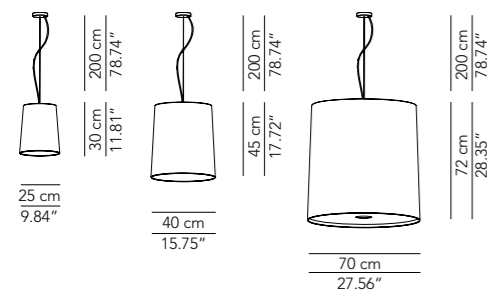
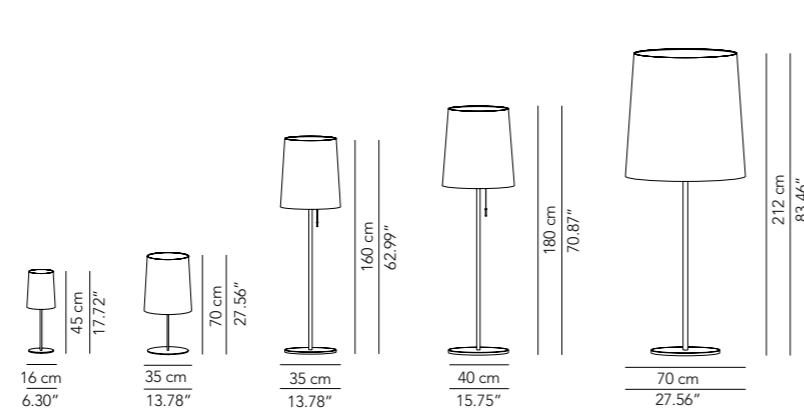



Table-floor lamp



Finishes

Body colours



Diffuser textiles



Diffusore in tessuto,
struttura in metallo/
Fabric lampshade,
metal structure



IP20



* on demand
** cable on measure



Dettaglio rosone/
Ceiling rose detail

OUTDOOR

- 346 ANGELICA
- 354 ATOLLO
- 358 CAMPANONE
- 364 DIOGENE
- 368 ICARO
- 372 ICARO BALL
- 376 SESTANTE



ANGELICA

Il gioco di equilibri che caratterizza Angelica si può vivere anche nella versione da esterni, dove le lampade da parete illuminano terrazze, patii e balconi con il risultato di ottenere atmosfere rilassanti ed esclusive.

The characteristic of Angelica, an interplay of balances, can also be enjoyed in the outdoor version, where the wall lamps illuminate terraces, patios and balconies resulting in relaxing, exclusive atmospheres.







Lamp	Dimensions	Light source
Wall lamp Angelica 170	Ø 48 x 170 x 90 cm weight 7 kg	lamp type 1 x E27 max watt 42 W HES

Finishes

Body colours



White



Black

Diffuser textiles



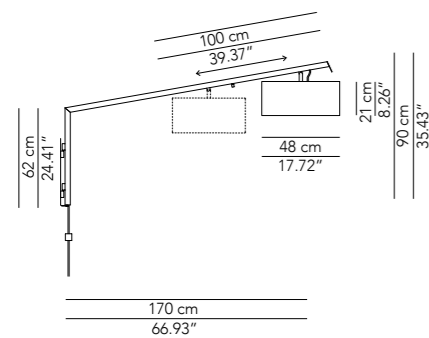
Washable

Diffusore in tessuto,
struttura in metallo/
Fabric lampshade,
metal structure

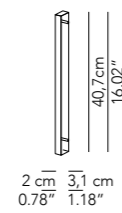
Metalli protetti
con trattamento
elettrolitico e
vernici a base
poliestere
a grande resistenza/
Metal parts
protected
with electrolytic
galvanizing
treatment and
resistant polyester
coating



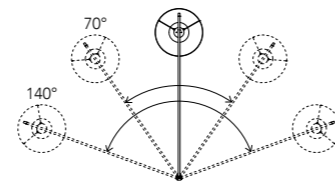
Wall lamp



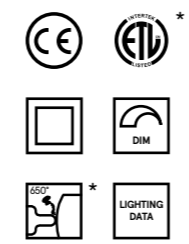
Accessory
for wall fixing



Rotation of the arm



IP 44-55



Dettaglio/
Detail



Dettaglio/
Detail

* on demand



Lamp	Dimensions	Light source
Floor lamp	Ø 48 x 170 x 195 cm	lamp type 1 x E27 max watt 42 W HES

Finishes

Body colours



White



Black

Diffuser textiles



Washable

Diffusore in tessuto,
struttura in metallo/
Fabric lampshade,
metal structure

Metalli protetti
con trattamento
elettrolitico
e vernici a base
poliestere
a grande resistenza/
Metal parts
protected
with electrolytic
galvanizing
treatment and
resistant polyester
coating

IP44-55

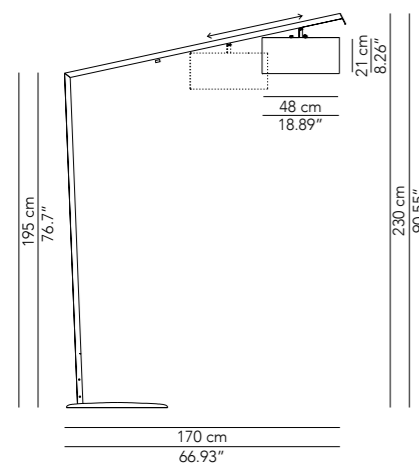


* on demand



Dettaglio/
Detail

Floor lamp





ATOLLO

Strutture in polietilene pensate per essere lampade da esterno, ma anche sculture di luce, sedute illuminanti, per dare alle serate all'aperto un tocco di magia e charme.

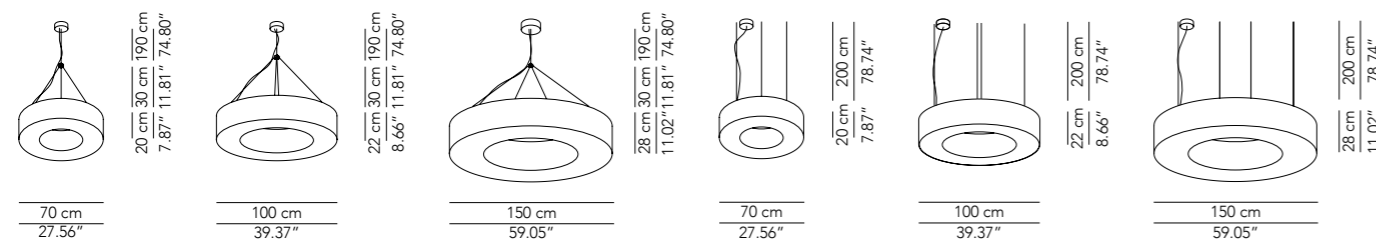
Polyethylene structures designed as outdoor lamps, but also as lighting sculptures and light-up seats, to give your evenings in the open air a touch of magic and charm.



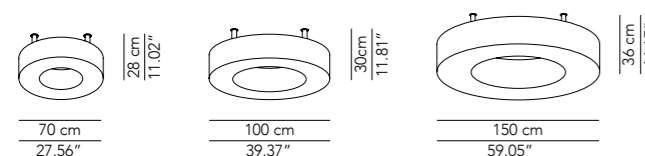


Lamp		Dimensions	Light source	
Pendant lamp	Atollo 70	Ø 70 x 20 cm weight 13 kg	lamp type 6 x E27 max watt 6 x 42 W HES	DIM
		Ø 70 x 20 cm weight 13 kg	lamp type strip LED 40 W luminous efficacy 7000 Lm light colour 3000 K	
	Atollo 100	Ø 100 x 22 cm weight 30 kg	lamp type 8 x E27 max watt 8 x 42 W HES	DIM
		Ø 100 x 22 cm weight 30 kg	lamp type strip LED 55 W luminous efficacy 9300 Lm light colour 3000 K	DIM DALI - push DIM
	Atollo 150	Ø 150 x 28 cm weight 50 kg	lamp type 12 x E27 HES max watt 12 x 42 W HES	DIM
		Ø 150 x 28 cm weight 50 kg	lamp type strip LED 82 W luminous efficacy 14000 Lm light colour 3000 K	DIM DALI - push DIM
Wall lamp / Ceiling lamp	Atollo 70	Ø 70 x 28 cm weight 15 kg	lamp type 6 x E27 max watt 6 x 28 W HES	DIM
		Ø 70 x 28 cm weight 15 kg	lamp type strip LED 40 W luminous efficacy 7000 Lm light colour 3000 K	DIM DALI - push DIM
	Atollo 100	Ø 100 x 30 cm weight 33 kg	lamp type 8 x E27 max watt 8 x 28 W HES	DIM
		Ø 100 x 30 cm weight 33 kg	lamp type strip LED 55 W luminous efficacy 9300 Lm light colour 3000 K	DIM DALI - push DIM
	Atollo 150	Ø 150 x 36 cm weight 53 kg	lamp type 12 x E27 max watt 12 x 28 W HES	DIM
		Ø 150 x 36 cm weight 53 kg	lamp type strip LED 82 W luminous efficacy 14000 Lm light colour 3000 K	DIM DALI - push DIM

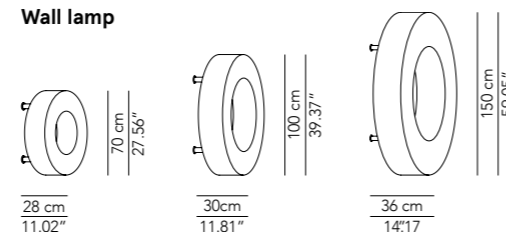
Pendant lamp



Ceiling lamp



Wall lamp



Finishes

Colours



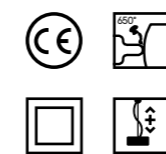
White

Diffusore in polietilene, struttura in metallo/
Diffuser in polyethylene, metal structure

Metalli protetti con trattamento elettrolitico e vernici a base poliestere a grande resistenza/
Metal parts protected with electrolytic galvanizing treatment and resistant polyester coating



IP44



Raccordo sospensione 1 cavo acciaio/
Connection for suspension 1 steel cable

Rosone sospensione 1 cavo acciaio Atollo 70 e Atollo 100/
Ceiling rose suspension 1 steel cable Atollo 70 and Atollo 100

Rosone sospensione 1 cavo acciaio Atollo 150/
Ceiling rose suspension 1 steel cable Atollo 150

Rosone sospensione 3-4 cavi acciaio/
Ceiling rose suspension 3-4 steel cables

** cable on measure



CAMPANONE

Come lanterne sospese nelle notti d'estate, ma anche come punti luce a terra che indicano la strada, Campanone nella versione outdoor mantiene le sue linee pulite ed un effetto luminoso diffuso.

As hanging lanterns on midsummer nights or ground lights that mark the way, the outdoor version of Campanone maintains its clear-cut lines and diffused lighting effect.

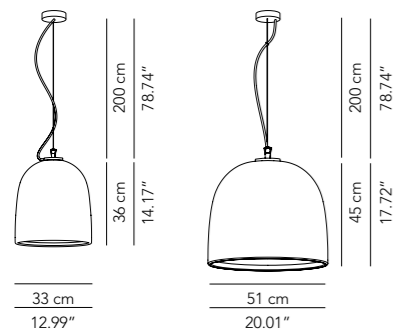




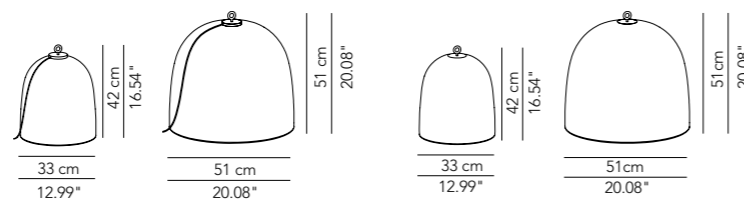


Lamp		Dimensions	Light source
Pendant lamp	Campanone 33	Ø 33 x 36 cm weight 3,5 kg	lamp type 1 x E27 max watt 42 W HES DIM
	Campanone 51	Ø 51 x 45 cm weight 5 kg	lamp type 1 x E27 max watt 70 W HES DIM
Floor lamp	Campanone 33	Ø 33 x 36 cm weight 2,5 kg	lamp type 1 x E27 max watt 42 W HES DIM
		Ø 33 x 36 cm weight 2,5 kg	lamp type 1 kit LED 6,4 W rechargeable luminous efficacy 600 Lm light colour warm light DIM remote control included (autonomy 10 hours)
	Campanone 51	Ø 51 x 45 cm weight 4 kg	lamp type 1 x E27 max watt 70 W HES DIM
		Ø 51 x 45 cm weight 4 kg	lamp type 1 kit LED 6,4 W rechargeable luminous efficacy 600 Lm light colour warm light DIM remote control included (autonomy 10 hours)

Pendant lamp



Floor lamp



Finishes

Diffuser colours

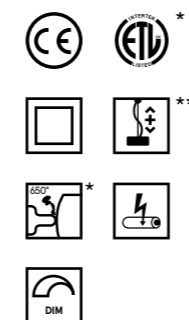
- White
- Deep grey
- Red
- Orange
- Lime
- Turquoise

Diffusore in polietilene/
Diffuser in polyethylene

Materiali protetti con trattamento elettrolitico e vernici a base poliestere a grande resistenza/
Metal parts protected with electrolytic galvanizing treatment and resistant polyester coating




IP44-65



* on demand
** cable on measure



Dettaglio rosone/
Ceiling rose detail



Lampada da terra/
Floor lamp



DIOGENE

L'emozione di una notte sotto le stelle, la libertà di vivere la natura en plein air, è questo che ti permette Diogene, la lampada outdoor disponibile in tensione di rete o ricaricabile.

The emotion of a night under the stars, the freedom to live nature in the open air. You can enjoy all this with the Diogene outdoor lamp, available with mains voltage or rechargeable.





Lamp		Dimensions	Light source
Pendant lamp	Diogene	Ø 30 x 50 cm weight 3,5 kg	lamp type 1 x E27 max watt 70 W HES DIM
		Ø 30 x 50 cm weight 3,5 kg	lamp type 1 kit LED 6,4 W rechargeable luminous efficacy 600 Lm light colour warm light DIM remote control included (autonomy 10 hours)
Floor lamp	Diogene	Ø 30 x 50 cm weight 3,5 kg	lamp type 1 x E27 max watt 70 W HES DIM
		Ø 30 x 50 cm weight 3,5 kg	lamp type 1 kit LED 6,4 W rechargeable luminous efficacy 600 Lm light colour warm light DIM remote control included (autonomy 10 hours)

Finishes

Colours



White



Graphite



Rust

Struttura in metallo,
diffusore in PC/
Metal structure,
diffuser in PC

Metalli protetti
con trattamento
elettrolitico e
vernici a base
poliestere
a grande resistenza/
Metal parts
protected
with electrolytic
galvanizing
treatment and
resistant polyester
coating



Pendant lamp

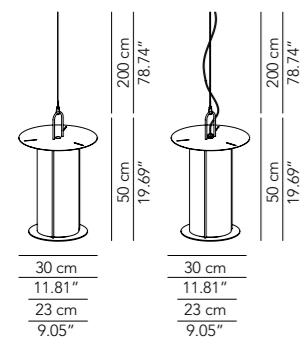
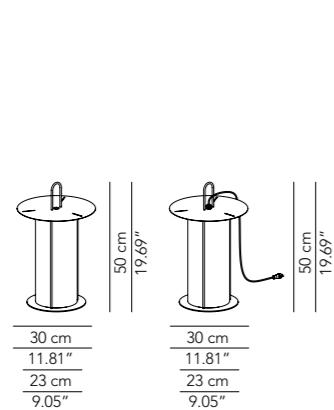
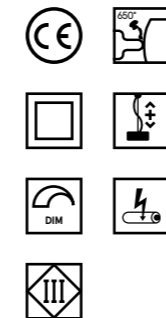


Table lamp



IP44-65



** cable on measure



Incluso/
Included



ICARO

La struttura in metallo di Icaro è un richiamo alle ali spiegate che ci portano verso il cielo. Questa lampada dal design minimalista, diffonde la sua luce d'atmosfera anche negli spazi all'aperto.

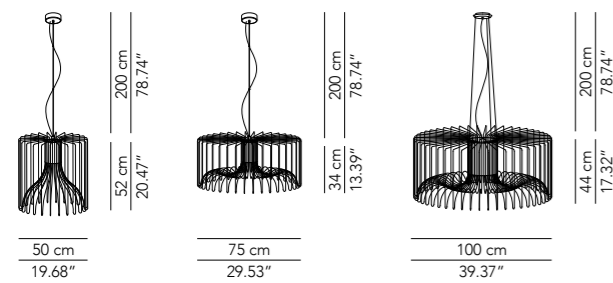
The metal structure of Icaro suggests displayed wings that carry us up towards the sky. This minimalist design lamp can also be used to diffuse mood lighting in outdoor spaces.



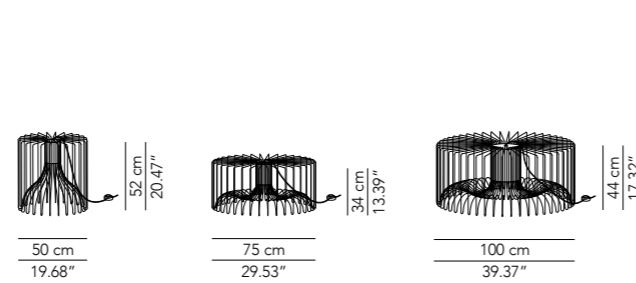


Lamp		Dimensions	Light source
Pendant lamp	Icaro 50	Ø 50 x 52 cm weight 6 kg	lamp type 1 x E27 max watt 42 W HES DIM
	Icaro 75	Ø 75 x 34 cm weight 10 kg	lamp type 1 x E27 max watt 42 W HES DIM
	Icaro 100	Ø 100 x 44 cm weight 20 kg	lamp type 1 x E27 max watt 70 W HES DIM
Floor lamp	Icaro 50	Ø 50 x 52 cm	lamp type 1 x E27 max watt x 42 W HES DIM
	Icaro 75	Ø 75 x 34 cm	lamp type 1 x E27 max watt 42 W HES DIM
	Icaro 100	Ø 100 x 44 cm	lamp type 1 x E27 max watt 70 W HES DIM

Pendant lamp



Floor lamp



Finishes

Body colours



White



Black

Cover textile



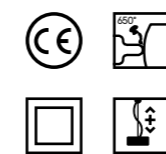
Washable

Lampada in metallo/
Metal structure


Metalli protetti con
primer anticorrosivo
e vernici a base
poliestere a grande
resistenza/
Metal parts
protected with
anticorrosive
primer and resistant
polyester coating



IP44/IP64



Particolare finitura
in bianco/
White finish detail



Particolare finitura
in nero/
Black finish detail



Dettaglio rosone/
Ceiling rose detail



Icaro 100
Dettaglio rosone/
Ceiling rose detail

** cable on measure



ICARO BALL

La fantasia vola con questa lampada disponibile in versione sospesa o da terra, dove lo stile industrial è portato ai massimi livelli e racchiude in sé la forza e la bellezza dei miti del passato anche in versione outdoor.

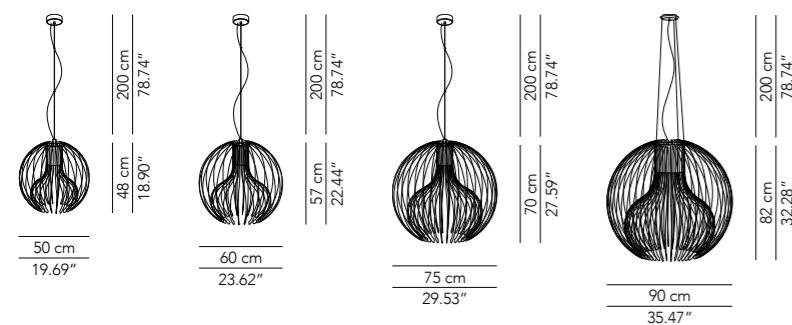
This lamp available in pendant and floor versions lets your imagination soar. Featuring industrial style stretched to the limits, the outdoor version also incorporates the strength and beauty of legends from the past.



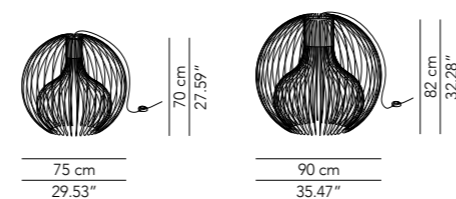


Lamp		Dimensions	Light source
Pendant lamp	Icaro Ball 50	Ø 50 x 48 cm weight 6 kg	lamp type 1 x E27 max watt 42 W HES DIM
	Icaro Ball 60	Ø 60 x 57 cm weight 10 kg	lamp type 1 x E27 max watt 42 W HES DIM
	Icaro Ball 75	Ø 75 x 70 cm weight 15 kg	lamp type 1 x E27 max watt 42 W HES DIM
	Icaro Ball 90	Ø 90 x 82 cm weight 25 kg	lamp type 1 x E27 max watt 70 W HES DIM
Floor lamp	Icaro Ball 75	Ø 75 x 70 cm	lamp type 1 x E27 max watt 42 W HES DIM
	Icaro Ball 90	Ø 90 x 82 cm	lamp type 1 x E27 max watt 70 W HES DIM

Pendant lamp



Floor lamp



Finishes

Body colours



White



Black

Cover textile



Washable

Lampada in metallo/
Metal structure


Metalli protetti con
primer anticorrosivo
e vernici a base
poliestere a grande
resistenza/
Metal parts
protected with
anticorrosive
primer and resistant
polyester coating



IP44/IP64



Particolare finitura
in bianco/
White finish detail



Particolare finitura
in nero/
Black finish detail



Dettaglio rosone/
Ceiling rose detail



Icaro Ball 90
Dettaglio rosone/
Ceiling rose detail

** cable on measure



SESTANTE

Non ci sono confini per le rotte che Sestante crea con la sua luce, esprimendo atmosfere inedite ed evocative. Flessibilità è la sua caratteristica principale poiché è orientabile, telescopica e inclinabile.

There are no boundaries to the courses that Sestante can plot with light to create highly original, evocative atmospheres. Flexibility is its main feature as it can be rotated, extended and tilted.







Lamp		Dimensions	Light source
Wall lamp	Sestante small	Ø 43 x 170 ↔ 250 cm weight 20 kg	lamp type 1 LED module 16,2 W luminous efficacy 2400 Lm light colour 3000 K DIM
	Sestante	Ø 43 x 240 ↔ 370 cm weight 20 kg	lamp type 1 LED module 16,2 W luminous efficacy 2400 Lm light colour 3000 K DIM
Floor lamp	Sestante small	Ø 43 x 170 ↔ 250 cm	lamp type 1 LED module 16,2 W luminous efficacy 2400 Lm light colour 3000 K DIM
	Sestante	Ø 43 x 240 ↔ 370 cm	lamp type 1 LED module 16,2 W luminous efficacy 2400 Lm light colour 3000 K DIM

Finishes

Body colours



White



Black



Lime



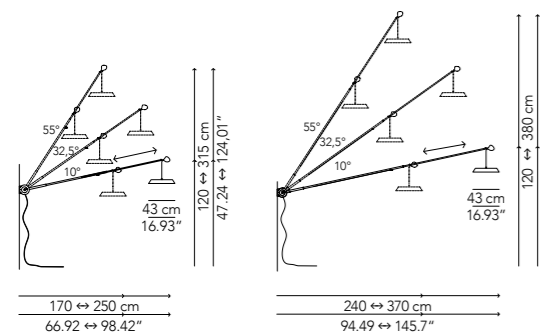
Blue China

Lampada in metallo,
diffusore in alluminio/
Metal structure,
aluminium diffuser

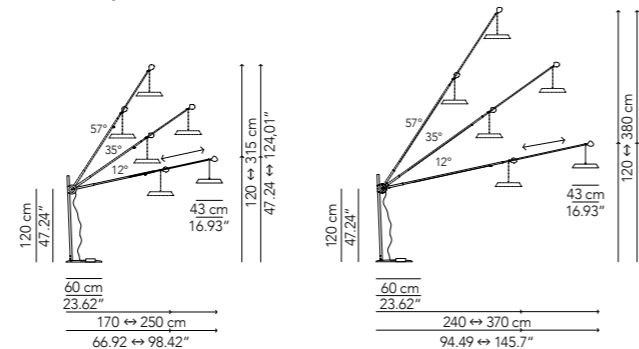
Metalli protetti con
primer anticorrosivo
e vernici a base
poliestere a grande
resistenza/
Metal parts
protected with
anticorrosive
primer and resistant
polyester coating



Wall lamp



Floor lamp



IP44/55



Orientabile 160°/
Rotating 160°



Telescopico
240 ↔ 370 cm/
Telescopic
240 ↔ 370 cm



Regolabile 3
altezze/
Adjustable 3 heights



Cavo regolabile/
Adjustable cable



Particolare
connettore
ed elastico/
Connector
and safety
elastic detail

CARATTERISTICHE
TECNICHE /
TECHNICAL
SPECIFICATIONS

ENJOY THE SILENCE

Abbiamo a cuore la salute e il benessere delle persone in ogni momento della giornata. Per questo abbiamo deciso di progettare forme di luce innovative e funzionali che, a una perfetta illuminazione, uniscono elevate prestazioni di fonoassorbimento.

Spesso trascurato, l'inquinamento acustico è un fattore di disturbo che mina la serenità negli spazi di relax e la produttività nei luoghi di lavoro. Le nostre soluzioni catturano rumori e riverberi rendendo gli ambienti sani e confortevoli.

We have at heart the health and the wellbeing of the people every waking moment. Therefore, we have decided to project innovative and functional shapes of light, which combine to a perfect illumination high sound absorbing characteristics.

Often ignored, the acoustic pollution is a disturbing factor that threatens the serenity in our leisure spaces and productivity of workers. Our solutions catch the noises and reverberations making the spaces healthy and comfortable.

Prodotti in comfort acustico/
Sound absorbing products

Alco
Roberto Paoli




Butterfly
Romano + Menegon



Circus
ModoLuce R&D



Idea
Paolo Grasselli



Peggy
BMB Progetti



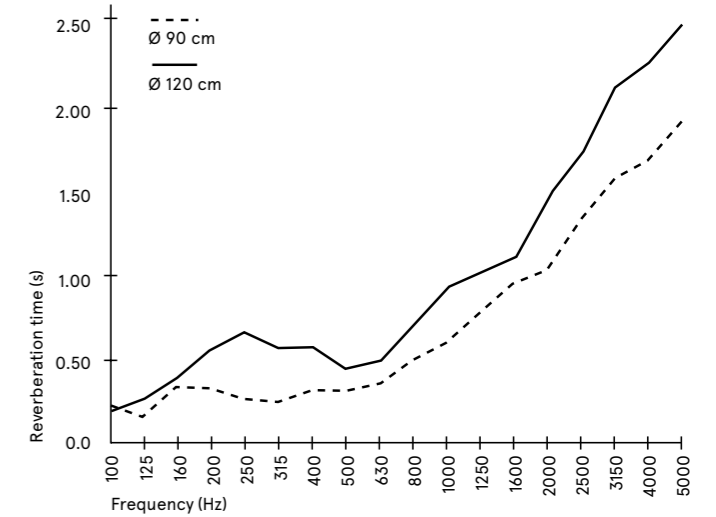
Righello
Arturo Bellese



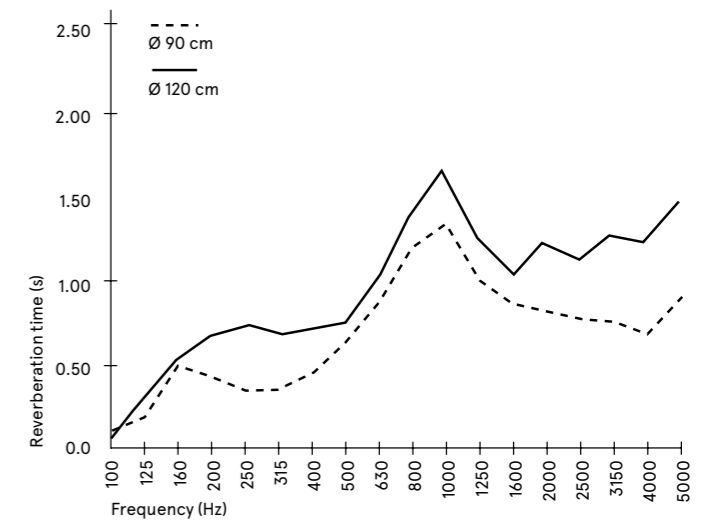

Assorbimento acustico / Sound absorption finishes

Determinazione dell'area di assorbimento acustico equivalente in camera riverberante secondo la norma UNI EN ISO 35 / Measurement of sound absorption in a reverberation room according to UNI EN ISO 354

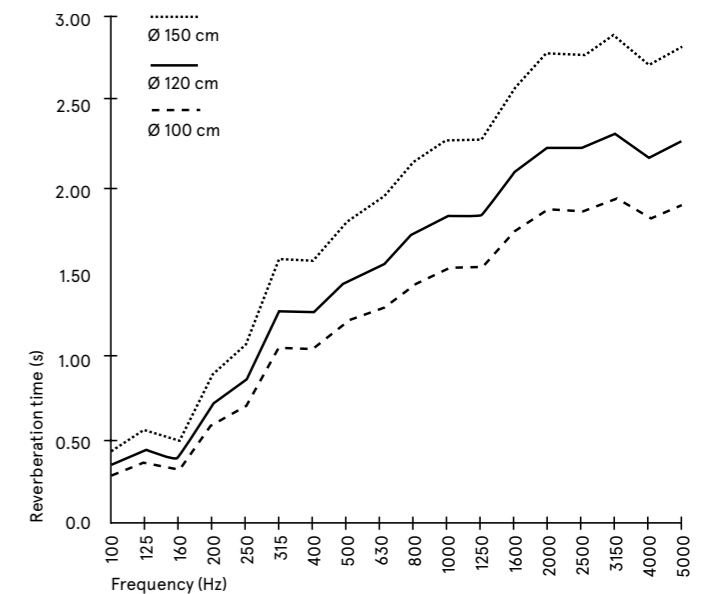
Alco
Kvadrat



Alco
Soft Textile thermoformed



Circus
Velvet



Finiture diffusore / Diffuser finishes

I colori visualizzati sono puramente indicativi e possono variare rispetto alla realtà.

Colours shown are used for reference only and may look different in reality.




Cotton



Kvadrat



Wool




Finiture diffusore / Diffuser finishes



Plissé



Plissé Ribbon



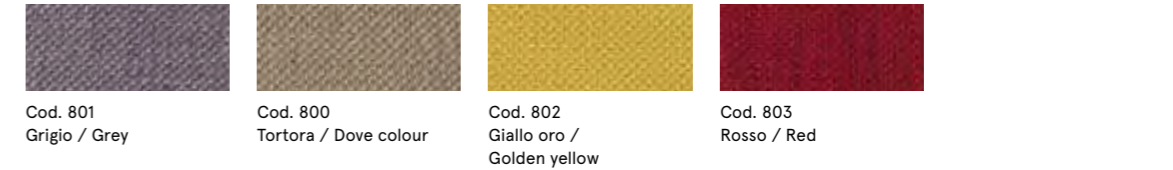
Washable



Velvet/
Velvet



Tailor



Finiture diffusore / Diffuser finishes



Soft Textile



Cod. 263
Sabbia / Sand



Cod. 264
Giallo / Yellow



Cod. 252
Grigio / Grey



Cod. 262
Piombo / Gunmetal grey



Lykra



Cod. 250
Bianco / White



Cod. 263
Sabbia / Sand



Cod. 264
Giallo / Yellow



Cod. 252
Grigio / Grey



Cod. 262
Piombo / Gunmetal grey

Dettagli tessuti / Fabric details

	Material composition	CL1 Flame Resistance	Resistance 650°	UV resistant	Water and stain resistant	Easy to clean
Cotton	100% Cotton	● 1, 2	●			
Kvadrat	90% Wool 10% Nylon	●	●	●		●
Velvet	67% Polyester 33% Cotton	● 1	● 1	●		●
Tailor	100% Polyester	●	●	●		●
Washable	100% Sunbrella® Acrylic	● 1	●	●	●	●
Pleated	100% Polyester	●	●			
Pleated ribbon	100% Polyester	● 1	● 1			
Lykra	100% Polyester FR Trevira Cs	●	●	●	●	●
Soft textile	100% Polyester FR Trevira Cs	●	●	●	●	●
Wool	70% Wool 30% Polyamide	●	●			●

1 Su richiesta / On demand
2 I cotoni nei codici 300/301/302 sono disponibili a magazzino in CL1 con maggiorazione come da listino / Cotton fabrics 300/301/302 are available in stock in CL1 with an additional cost as per our price list

Finiture diffusore / Diffuser finishes

Polyethylene

Atollo, Campanone



Cod. 001
Bianco / White



Cod. 008
Cenere / Deep grey



Cod. 002
Rosso / Red



Cod. 010
Arancio / Orange



Cod. 003
Lime / Lime



Cod. 006
Turchese / Turquoise

Polycarbonate

Bolla Ellisse



Cod. 030
Bianco / White



Cod. 032
Rosso / Red



Cod. 031
Arancio / Orange

Diogene



Cod. 030
Bianco / White

Ceramic

Eva



Cod. 100
Bianco opaco / Matt white



Cod. 075
Piombo / Lead grey



Cod. 073
Oro opaco / Matt gold



Cod. 091
Caramello / Caramel



Cod. 110
Cotto brown / Dark brown

PMMA

Multiball



Bianco / White


Orb



Fumè / Fumè

Glass

Orb



Trasparente /
Blown transparent glass

PMMA soft touch

Peggy, Mood, Reverse



Bianco / White

Finiture struttura / Structure finishes

Metal

Abc, Hammer



Cod. 080 Bianco / White Cod. 075 Piombo / Lead grey Cod. 073 Oro opaco / Matt gold Cod. 079 Mattone / Brick Cod. 078 Lime



Cod. 077 Blu China / Blue China

Angelica, Corner, Disk, Mood Desnuda, Multiball, Peggy metal disk, Angelica outdoor, Icaro outdoor, Icaro Ball outdoor



Cod. 080 Bianco / White Cod. 083 Nero / Black

Baobab, Butterfly



Cod. 080 Bianco / White Cod. 075 Piombo / Lead grey Cod. 073 Oro opaco / Matt gold Cod. 091 Caramello / Caramel

Baobab

Chandelier, Chandelier Longue, Peggy conic diffuser



Cod. 080 Bianco / White Cod. 083 Nero / Black Cod. 073 Oro opaco / Matt gold Gold

Chandelier, Chandelier Longue optional rod

Clip



Sabbia / Sand Cod. 075 Piombo / Lead grey Cod. 073 Oro opaco / Matt gold Cod. 091 Caramello / Caramel Cod. 094 Grafite / Graphite

Charlie

Diogene



Cod. 080 Bianco / White Cod. 094 Grafite / Graphite Cod. 090 Ruggine / Rust

Florinda Desnuda, Olivia, Orb



Cod. 080 Bianco / White Cod. 083 Nero / Black Cod. 096 Cromo / Chrome Cod. 098 Ottone / Brass Cod. 097 Rame / Copper

Finiture struttura / Structure finishes

Metal

Geco



Cod. 080 Bianco / White Cod. 073 Oro opaco / Matt gold Cod. 083 Nero / Black Cod. 079 Mattone / Brick Cod. 078 Lime



Cod. 077 Blu China / Blue China

Icaro indoor, Icaro Ball indoor



Cod. 080 Bianco / White Cod. 083 Nero / Black Cod. 086 Acciaio naturale verniciato trasparente / Painted natural transparent iron

Idea



Cod. 080 Bianco / White Cod. 094 Grafite / Graphite Cod. 080 Bianco / White Cod. 083 Nero / Black Nickel satinato / Brushed nickel

Lucilla, Lucilla tonda

Nucleo



Cod. 080 Bianco / White Cod. 094 Grafite / Graphite Cod. 096 Cromo / Chrome Cod. 098 Ottone / Brass Cod. 097 Rame / Copper

Ombrella body



Cod. 080 Bianco / White Cod. 080 Bianco / White Foglia oro / Gold leaf

Ombrella upper disk

Ombrella lower disk



Cod. 080 Bianco / White Cod. 096 Cromo / Chrome Cod. 098 Ottone / Brass Cod. 097 Rame / Copper Cod. 098 Ottone / Brass

Peggy Spacer

Romeo




Nickel satinato / Brushed nickel Cod. 080 Bianco / White Cod. 083 Nero / Black Cod. 078 Lime / Lime Cod. 077 Blu China / Blue China

Sestante, Sestante outdoor

Finiture struttura / Structure finishes

Concrete

Aura



Cod. Q01
Grigio / Natural grey



Cod. Q03
Canapa / Raw hemp

Cavo elettrico in tessuto / Electric cable in fabric

Eva



Cod. K05
Ecrú / Ecrú



Cod. K06
Arancio / Orange



Cod. K01
Rosso / Red



Cod. K03
Kiwi / Kiwi



Cod. K04
Royal blu / Royal blue



Cod. K02
Grigio / Grey



Cod. K07
Nero / Black

Sorgenti luminose / Light sources

I prodotti Modo Luce equipaggiati con attacco GU10, E14 e E27 vengono consegnati senza lampadine.

Modo Luce products equipped with GU10, E14 and E27 are delivered without light bulbs.

Temperatura colore

Le lampade Modo Luce equipaggiate con sorgente LED vengono fornite generalmente con temperatura di colore 2700K. Sono disponibili su richiesta anche le versioni 3000K e 4000K.

Color temperature

Modo Luce LED equipped products are normally supplied with 2700K light colour as standard version. 3000K and 4000K are available on request.

Lumen

L'indicazione del flusso luminoso si riferisce al valore in assenza di rifrazione, come dichiarato dal produttore del componente LED.

Lumen











Nominal luminous flux refers to the value without any refraction as declared by the LED module manufacture.

Legenda lampadine

Lampadine utilizzabili sui prodotti Modo Luce (secondo i modelli).

Legend light bulbs

Light bulbs available for Modo Luce products (according to the models).

Tipo / Type	Simbolo / Symbol	Attacco / Socket	Potenza / Power	
LED No Dim	 Sphere	E14	5W	2700K
	 Classic	E27	9 W	2700K
	 Globe Clair	E27	8 W	2200K
	 Dichroic	GU10	6 W	2700K
	 Linear L 78	R7S	4 W	2700K
	 Linear L 118	R7S	8 W	2700K
LED Dim	 Classic	E27	10 W	2700K
	 Globe Clair	E27	7.5 W	2200K
	 Pear Share	E27	7.5 W	2300K
	 Dichroic	GU10	6 W	2700K

Modo Luce - EELc Product List Global Energy Efficient Label compatibility (EU Regulation 874/2012)

Le informazioni qui riportate riguardanti le Classi Energetiche, non sono esaustive di tutti i tipi di lampadine effettivamente reperibili sul mercato europeo.

The below information regarding the energy efficiency classes are not including all the bulbs available on European market.

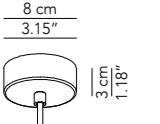
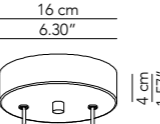
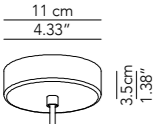
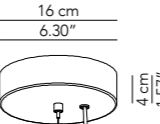
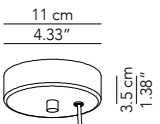
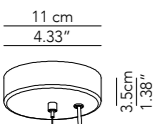
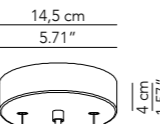
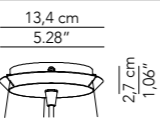
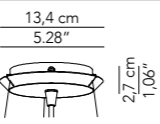
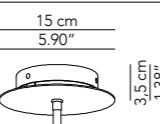
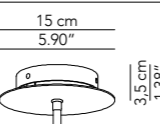
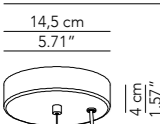
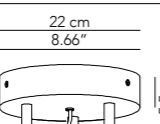
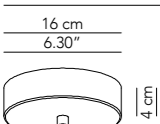
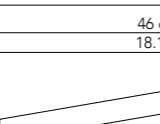
Gli apparecchi Modo Luce sono compatibili con lampadine che presentino l'etichetta energetica in conformità con il regolamento UE 874/2012.

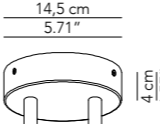
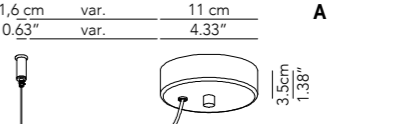
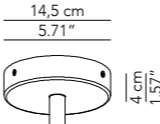
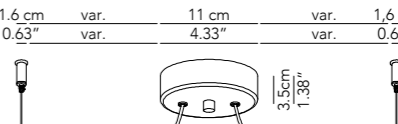
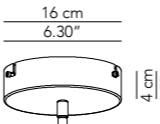
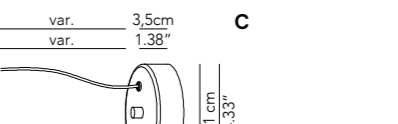
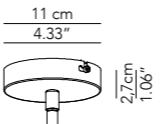
Modo Luce fixtures are compatible with bulbs having the energy efficiency label in comply with UE 874/2012 regulation.

Le etichette energetiche sono disponibili e scaricabili dal sito internet modoluce.com

Energy labels are available and downloaded from the webiste modoluce.com

Rosoni / Ceiling roses + Pendant lamp

	<p>Eva 11 Loto 16 Rettangolo 90 / 120 / 150 / 300 Rettangolo Slim 100 / 150</p>		<p>Nucleo 160 Orb 25 / 40 (2 globes)</p>
	<p>ABC Baobab Chandelier Eva 18 Florinda Desnuda 1 Hammer 15 / 18 Lucilla Tonda Ottovolante Rettangolo Rettangolo Slim</p>		<p>LED lamps Alco Cilindro Circus Cocò Discovolante Idea Loto Milleluci Olivia Ombrella Orb 25 (dim) Orb 40 Peggy</p>
	<p>Atollo 70 / 100 / 150 (3-4 steel cables) Cilindro 150 Idea composition Milleluci 150 Ottovolante (LED) Rettangolo Slim (LED)</p>		<p>E27 + LED lamps Atollo 150 Florinda 12 Florinda Desnuda 12</p>
	<p>Atollo 70 / 100 (1 steel cable) Bolla 40 / 50 / 60 Campanone indoor / outdoor Cilindro 60 / 70 Circus 70 / 100 / 120 Cocò 60 / 80 / 100 Discovolante 40 / 60 / 80 / 100 Ellisse 60 / 80 Florinda 1 / 3 / 6 Florinda Desnuda 3 / 6 Icaro 22 / 50 / 75 Icaro Ball 50 / 60 / 75 Lost 25 / 40 Loto 43 / 60 / 80 Milleluci 40 / 80 Mood Desnuda Olivia 43 / 60 Orb 25 Romeo 25 / 40 / 70 Peggy 60 / 80 / 100</p>		<p>Chandelier Longue</p>
			<p>Icaro 100 Icaro Ball 90 Mood Reverse Ring Ring Tonda</p>
			<p>Multiball</p>
	<p>Cilindro 100 / 120 Eva 27 Eva 38 Loto 100 / 140 Milleluci 100 / 120</p>		<p>Charlie</p>
	<p>Hammer 15 / 18 / 30 (LED-dim) Nucleo 130</p>		<p>Clip Righello</p>

	<p>Chandelier Longue (ceiling lamp)</p>		<p>Lateral ceiling attachment</p>
	<p>Chandelier (ceiling lamp)</p>		
	<p>Ombrella Peggy 60 LED (ceiling lamp) Peggy 80 / 100 (ceiling lamp)</p>		
	<p>Peggy 60 (ceiling lamp)</p>		

Cavi / Cables

Modo Luce srl fornisce le sospensioni con i seguenti standard (misura utile)*:

- Cavo elettrico L 200 cm
- Cavo elettrico L 250 cm per apparecchi con 2 o più cavi acciaio
- Cavo elettrico in tessuto per serie EVA L 130 cm
- Cavo acciaio L 200 cm

* Disponibilità a misura su richiesta

Modo Luce srl delivers the following standard cables for the suspensions (useful measures)*:

- Power wire L 200 cm / L 78.74"
- Power wire L 250 cm / L 98.42" for fixtures with 2 or more steel cables
- Power wire in fabric for EVA line products L 130 cm / 51.18"
- Steel cable L 200 cm / L 78.74"

* Other measures are available upon demand

Pesi / Weights

ABC				Cocò			
Pendant lamp A	Ø 12	1 kg	2.20 lb	Pendant lamp	Ø 60	4 kg	8.80 lb
Pendant lamp B	Ø 17	1 kg	2.20 lb	Pendant lamp	Ø 80	7 kg	15.40 lb
Pendant lamp C	Ø 22	1,5 kg	3.30 lb	Pendant lamp	Ø 100	9 kg	19.82 lb
Alco				Diogene			
Pendant lamp	Ø 90	23 kg	50.77 lb	Pendant lamp	Ø 30	3,5 kg	7.72 lb
Pendant lamp	Ø 120	36 kg	79.47 lb				
Ceiling lamp	Ø 90	23 kg	50.77 lb	Discovolante			
Ceiling lamp	Ø 120	36 kg	79.47 lb	Pendant-ceiling-wall lamp	Ø 40	2 kg	4.41 lb
Angelica indoor				Pendant-ceiling-wall lamp	Ø 60	4 kg	8.81 lb
Wall lamp		5 kg	11.33 lb	Pendant-ceiling lamp	Ø 80	5 kg	11.03 lb
				Pendant-ceiling lamp	Ø 100	7 kg	15.41 lb
Angelica outdoor				Eva			
Wall lamp		7 kg	15.42 lb	Pendant lamp	Ø 11	0,3 kg	0.66 lb
Atollo indoor / outdoor				Pendant lamp brown cotto	Ø 11	0,7 kg	1.54 lb
Pendant lamp	Ø 70	13 Kg	28,66 lb.	Pendant lamp	Ø 18	1,1 kg	2.44 lb
Pendant lamp	Ø 100	3 kg	6,61 lb.	Pendant lamp brown cotto	Ø 18	1,7 kg	3.77 lb
Pendant lamp	Ø 150	5 kg	11,03 lb.	Pendant lamp	Ø 27	4 kg	8.81 lb
Ceiling-wall lamp	Ø 70	15 Kg	33,07 lb.	Pendant lamp brown cotto	Ø 27	7 kg	15.42 lb
Ceiling-wall lamp	Ø 100	33 Kg	72,75 lb.	Pendant lamp	Ø 38	8 kg	17.66 lb
Ceiling-wall lamp	Ø 150	53 Kg	116,84 lb.	Pendant lamp brown cotto	Ø 38	12 kg	26.43 lb
Baobab				Florinda			
Pendant lamp 3	Ø 80	2 kg	4.41 lb	Pendant lamp 1	Ø 31	2 kg	4.41 lb
Pendant lamp 6	Ø 80	3,5 kg	7.72 lb	Pendant lamp 3	Ø 63	7 kg	15.41 lb
Bolla Ellisse				Pendant lamp 6	Ø 94	10 kg	22.02 lb
Pendant lamp Bolla	Ø 40	3 kg	6.61 lb	Pendant lamp 12	Ø 153	35 kg	77.09 lb
Pendant lamp Bolla	Ø 50	3,5 kg	7.71 lb	Ceiling lamp 3	Ø 63	7 kg	15.41 lb
Pendant lamp Bolla	Ø 60	6 kg	13.21 lb	Ceiling lamp 6	Ø 94	10 kg	22.02 lb
Pendant lamp Ellisse	Ø 60	3 kg	6.60 lb	Ceiling lamp 12	Ø 153	35 kg	77.09 lb
Pendant lamp Ellisse	Ø 80	5 kg	11.01 lb	Wall lamp	Ø 31,5	0,4 kg	0.88 lb
Butterfly				Florinda Desnuda			
Wall lamp	Ø 54	8 kg	17.66 lb	Pendant lamp 1	Ø 31	1,5 kg	3.30 lb
Wall lamp	Ø 75	10 kg	22.02 lb	Pendant lamp 3	Ø 63	5 kg	11.03 lb
Campanone indoor / outdoor				Pendant lamp 6	Ø 94	8 kg	17.66 lb
Pendant lamp	Ø 33	3,5 kg	7.71 lb	Pendant lamp 12	Ø 153	27 kg	59.40 lb
Pendant lamp	Ø 51	5 kg	11.01 lb	Ceiling lamp 3	Ø 63	6 kg	13.20 lb
Chandelier				Ceiling lamp 6	Ø 94	10 kg	22.00 lb
Pendant – ceiling lamp	Ø 100	10 kg	22.02 lb	Ceiling lamp 12	Ø 153	30 kg	66.00 lb
Pendant – ceiling lamp	Ø 100	12 kg	26.43 lb	Geco			
Wall lamp single	Ø 13	1 kg	2.20 lb	Wall lamp	Ø 13	5 kg	11.01 lb
Wall lamp double	Ø 35	2 kg	4.41 lb	Wall lamp	Ø 30	5 kg	11.01 lb
Chandelier Longue				Hammer			
Pendant – ceiling lamp	L 110	12 kg	26.43 lb	Pendant lamp	Ø 15	1,5 kg	3.31 lb
Pendant – ceiling lamp	L 150	14 kg	30.83 lb	Pendant lamp	Ø 18	2 kg	4.41 lb
Charlie				Pendant lamp	Ø 30	2,5 kg	5.50 lb
Pendant – ceiling lamp	Ø 107	25 kg	55.06 lb	Spotlight	Ø 15	1 kg	2.20 lb
Pendant – ceiling lamp	Ø 127	35 kg	77.09 lb	Spotlight	Ø 18	1,5 kg	3.31 lb
Cilindro				Ceiling Lamp	Ø 15 / 21	1 kg	2.20 lb
Pendant lamp	Ø 60	2,2 kg	4.86 lb	Ceiling Lamp	Ø 18 / 24	1,5 kg	3.31 lb
Pendant lamp	Ø 70	3,5 kg	7.71 lb	Recessed spotlight	Ø 15 / 21	1 kg	2.20 lb
Pendant lamp	Ø 100	7 kg	14.31 lb	Recessed spotlight	Ø 18 / 24	1,5 kg	3.31 lb
Pendant lamp	Ø 120	14 kg	30.83 lb	Icaro indoor / outdoor			
Pendant lamp	Ø 150	20 kg	44.05 lb	Pendant lamp	Ø 22	2,5 kg	6.60 lb
Circus				Pendant lamp	Ø 50	6 kg	13.21 lb
Pendant lamp	Ø 70	4 kg	8.81 lb	Pendant lamp	Ø 60	10 kg	22.03 lb
Pendant lamp	Ø 100	9 kg	19.82 lb	Pendant lamp	Ø 75	10 kg	22.03 lb
Pendant lamp	Ø 120	17 kg	37.44 lb	Pendant lamp	Ø 100	20 kg	44.05 lb
Pendant lamp	Ø 150	30 kg	66.08 lb	Icaro Ball indoor / outdoor			
Clip				Pendant lamp	Ø 50	6 kg	13.21 lb
Pendant lamp	L 130	5 kg	11.03 lb	Pendant lamp	Ø 60	10 kg	22.03 lb
Pendant lamp	L 170	8 kg	17.66 lb	Pendant lamp	Ø 75	15 kg	33.04 lb
				Pendant lamp	Ø 90	25 kg	55.06 lb
				Idea			
				Pendant – ceiling lamp	Ø 66	10 kg	22.02 lb
				Pendant – ceiling lamp	Ø 80	15 kg	33.04 lb
				Pendant – ceiling lamp	Ø 100	18 kg	39.65 lb
				Pendant – ceiling lamp	Ø 140	25 kg	55.06 lb
				Idea composition			
				Pendant – ceiling lamp	Ø 180	30 kg	66.14 lb

Pesi / Weights

Lost				Rettangolo			
Pendant lamp	Ø 25	5 kg	11.01 lb	Pendant lamp	L 90	4 kg	8.81 lb
Pendant lamp	Ø 40	8 kg	17.66 lb	Pendant lamp	L 120	4,5 kg	9.91 lb
				Pendant lamp	L 150	10 kg	22.00 lb
Loto				Pendant lamp	L 300	25 kg	55.06 lb
Pendant lamp	Ø 16	0,7 kg	1.54 lb	Wall lamp	L 25 / 40	0,5 kg	1.10 lb
Pendant lamp	Ø 43	2 kg	4.41 lb	Wall lamp	L 25 x 24	0,2 kg	0.44 lb
Pendant lamp	Ø 60	3 kg	6.61 lb	Wall lamp	L 30	1 kg	2.20 lb
Pendant lamp	Ø 80	5 kg	11.01 lb	Wall lamp	L 40 x 40	0,5 kg	1.10 lb
Pendant lamp	Ø 100	7 kg	15.41 lb	Wall lamp	L 160	5 kg	11.01 lb
Pendant lamp	Ø 140	20 kg	44.05 lb				
Wall lamp	Ø 16	0,45 kg	0.99 lb	Rettangolo Slim			
				Pendant-ceiling lamp	Ø 100	8 kg	17.66 lb
Lucilla				Pendant-ceiling lamp	Ø 150	11 kg	24.23 lb
Wall lamp	Ø 17	0,4 kg	0.88 lb	Reverse			
Lucilla Tonda				Pendant lamp	Ø 60	5 kg	11.00 lb
Pendant lamp	Ø 19	0,3 kg	0.66 lb	Pendant lamp	Ø 80	7 kg	15.40 lb
Pendant lamp	Ø 34	0,5 kg	1.10 lb				
Pendant lamp	Ø 43	1 kg	2.20 lb	Righello			
Wall Lamp	Ø 21	0,5 kg	1.10 lb	Pendant lamp	L 125	5 kg	11.03 lb
Milleluci				Pendant lamp	L 160	8 kg	17.66 lb
Pendant lamp	Ø 43	2 kg	4.41 lb	Wall Lamp	L 125	4 kg	8.83 lb
Pendant lamp	Ø 80	6 kg	13.21 lb	Wall Lamp	L 160	7 kg	15.45 lb
Pendant lamp	Ø 100 H 35	7 kg	15.41 lb	Ring			
Pendant lamp	Ø 100 H 60	9 kg	19.82 lb	Pendant-ceiling-wall lamp	L 85	7 kg	15.40 lb
Pendant lamp	Ø 120	14 kg	30.83 lb	Pendant-ceiling-wall lamp	L 125	10 kg	22.00 lb
Pendant lamp	Ø 150	18 kg	39.65 lb				
Mood				Ring Tonda			
Pendant lamp	Ø 100	5 kg	11.01 lb	Pendant-ceiling-wall lamp	Ø 65	5 kg	11.00 lb
Pendant lamp	Ø 120	6 kg	13.21 lb	Pendant-ceiling-wall lamp	Ø 85	7 kg	15.40 lb
Pendant lamp	Ø 150	10 kg	22.02 lb	Pendant-ceiling-wall lamp	Ø 110	10 kg	22.00 lb
Ceiling-wall lamp	Ø 100	6 kg	13.21 lb	Romeo			
Mood Desnuda				Pendant lamp	Ø 25	1,3 kg	2.86 lb
Pendant lamp	Ø 60	2 kg	4.41 lb	Pendant lamp	Ø 40	1,9 kg	4.18 lb
Pendant lamp	Ø 100	3 kg	6.61 lb	Pendant lamp	Ø 70	5 kg	11.01 lb
Pendant lamp	Ø 120	4 kg	8.81 lb	Sestante indoor / outdoor			
Pendant lamp	Ø 150	6 kg	13.20 lb	Wall Lamp		20 kg	44.15 lb
Multiball							
Pendant lamp	Ø 25 / 30 / 35	1,7 kg	3.74 lb				
Pendant lamp	Ø 40 / 45	2 kg	4.41 lb				
Nucleo				Olivia			
Pendant lamp	L 130	8 kg	17.66 lb	Pendant lamp	Ø 42	3 kg	6.60 lb
Pendant lamp	L 160	12 kg	26.43 lb	Pendant lamp	Ø 60	6 kg	13.24 lb
				Ceiling lamp	Ø 42	5 kg	11.03 lb
Ombrella				Ceiling lamp	Ø 60	10 kg	22.07 lb
Pendant-ceiling lamp	Ø 60	3 kg	6.6 lb				
Pendant-ceiling lamp	Ø 80	6 kg	13.20 lb	Ombrella			
Pendant-ceiling lamp	Ø 100	10 kg	22.00 lb	Pendant-ceiling lamp	Ø 60	3 kg	6.6 lb
				Pendant-ceiling lamp	Ø 80	6 kg	13.20 lb
Orb				Pendant-ceiling lamp	Ø 100	10 kg	22.00 lb
Pendant lamp (PMMA)	Ø 25	2 kg	4.41 lb	Orb			
Pendant lamp (PMMA)	Ø 40	3,5 kg	7.72 lb	Pendant lamp (PMMA)	Ø 25	2 kg	4.41 lb
Pendant lamp (glass)	Ø 25	3 kg	6.62 lb	Pendant lamp (PMMA)	Ø 40	3,5 kg	7.72 lb
Pendant lamp (glass)	Ø 40	6 kg	13.24 lb	Pendant lamp (glass)	Ø 25	3 kg	6.62 lb
				Pendant lamp (glass)	Ø 40	6 kg	13.24 lb
Ottovolante				Ottovolante			
Pendant-ceiling lamp	L 100	8 kg	17.66 lb	Pendant-ceiling lamp	L 100	8 kg	17.66 lb
Pendant-ceiling lamp	L 150	11 kg	24.23 lb	Pendant-ceiling lamp	L 150	11 kg	24.23 lb
Peggy				Peggy			
Pendant – ceiling lamp	Ø 60	6 kg	13.25 lb	Pendant – ceiling lamp	Ø 60	6 kg	13.25 lb
Pendant – ceiling lamp	Ø 80	8,5 kg	18.76 lb	Pendant – ceiling lamp	Ø 80	8,5 kg	18.76 lb
Pendant – ceiling lamp	Ø 100	12 kg	26.49 lb	Pendant – ceiling lamp	Ø 100	12 kg	26.49 lb

Grado di protezione IP / Ingress protection IP

Indica il grado di protezione contro la penetrazione di corpi solidi e liquidi nell'apparecchio.

Designates the degree of protection against the penetration of solid and liquids bodies and contact with live parts.

Protezione dai solidi / Protection solid bodies
First code IP**Protezione dai liquidi / Protection liquid bodies**
Second code IP

0	Non protetto / Unprotected	0	Non protetto / Unprotected
1	Protetto contro corpi solidi estranei di diametro 50 mm / Protected against the entry of solid bodies with dimensions of more than 50 mm	1	Protetto contro la caduta verticale di gocce d'acqua / Protected against the vertical falling of water drops
2	Protetto contro corpi solidi estranei di diametro 12,5 mm / Protected against the entry of solid bodies with dimension of 12,5 mm	2	Protetto contro la pioggia con un angolo di 15° / Protected against the falling of water with maximum inclination of 15°
3	Protetto contro corpi solidi estranei di diametro 2,5 mm / Protected against the entry of solid bodies with dimension of 2,5 mm	3	Protetto contro la pioggia con un angolo di 60° / Protected against the falling of water with maximum inclination of 60°
4	Protetto contro corpi solidi estranei di diametro 1 mm / Protected against the entry of solid bodies with dimensions of more than 1 mm	4	Protetto contro spruzzi d'acqua / Protected against sprinklings
5	Protetto contro la polvere / Protected against entry of dust	5	Protetto contro i getti d'acqua / Protected against water jets
6	Totalmente protetto contro la polvere / Completely protected against entry of dust	6	Protetto contro i getti d'acqua potenti / Protected against heavy water jets
		7	Protetto contro gli effetti dell'immersione temporanea / Temporary immersion proof
		8	Protetto contro gli effetti della sommersione continua / Continually immersion proof

Certificati / Certifications

Tutti i prodotti Modo Luce sono certificati CE /
All the Modo Luce products are CE certified



Indica la possibilità di fornire il prodotto con certificazione ETL /
Designates the possibility to have a wiring system with ETL certification

Legenda / Legend

	Indoor		Indica il cablaggio elettrico CL1 / Designates the CL1 electric wiring
	Outdoor		Indica il cablaggio elettrico CL2 / Designates the CL2 electric wiring
	Sospensione / Pendant lamp		Indica il cablaggio elettrico CL3 / Designates the CL3 electric wiring
	Plafoniera / Ceiling lamp		Indica che i materiali costituenti l'apparecchio superano la prova al filo incandescente alla temperatura indicata nell'icona secondo la norma IEC / Indique que les matériaux composant l'appareil passent le test au fil incandescent 650°, comme par règlement ICE 695-2-1
	Parete / Wall lamp		Dimmerabile / Dimmable
	Tavolo / Table lamp		Cavo in acciaio ed elettrico a misura su richiesta / Metal and electrical wire on demand
	Terra / Floor lamp		Biemissione / Uplight and downlight
	Comfort acustico / Sound absorbing		Curva fotometrica / Lighting data
			Comfort acustico / Acoustic comfort
			Modello depositato / Patent pending
			Apparecchio ricaricabile / Rechargeable kit

Credits

Catalogue	Other photographers
Art direction, graphic design and digital rendering HEADS Collective	p. 38, 150 Alex Reinders p. 94, 159, 169, 194 Iain Bond p. 175 Josefine Unterhauser p. 181 Mary Gaudin p. 188 Elizabeth Schiavello p. 265, 304 Sam Noonan
Photographer Fausto Trevisan	
Styling & location Stefania Dussin Michela Vincenzi	Thanks to p. 36 Ristorante Mugolone p. 122, 158 Juan Iax restaurant mcestudio (concept) p. 150, 169, 188 Franco Crea (concept) p. 175 Katia Pfau (concept) p. 194 Sofia Interior Design Espo Lighting (AU)
Print GRAFICART Arti Grafiche June 2021	

Tutti i nostri prodotti sono realizzati completamente in Italia.
Modo Luce is made in Italy.

Modo Luce S.r.l.
Tutti i diritti riservati.
Il logo Modo Luce è un marchio regolarmente depositato in ambito nazionale ed internazionale di esclusiva titolarità e proprietà di Modo Luce S.r.l. L'uso di tale logo per scopi commerciali, senza il precedente consenso scritto di Modo Luce S.r.l. può costituire violazione del marchio e concorrenza sleale in violazione alle leggi statali.

Il presente catalogo è tutelato dalla legge sui diritti d'autore (legge 22/41941 N. 633) e dalla legge 14/12/1942 n. 1485: di esso è proibita ogni riproduzione totale o anche parziale.

I dati riportati su questo catalogo sono indicativi e non costituiscono impegno da parte della Modo Luce Srl, che si riserva di apportare tutte le modifiche e migliorie ai propri prodotti, in osservanza della normativa CE senza obbligo di preavviso.

In particolare la costante evoluzione e i continui cambiamenti della tecnologia LED influenzano anche i nostri prodotti. Modo Luce è alla continua ricerca nell'individuare le soluzioni tecniche più aggiornate per migliorare la qualità della luce e l'efficienza energetica. Di conseguenza i dati riportati nel presente catalogo possono subire variazioni. Vi consigliamo di consultare il nostro sito internet modoluce.com che sarà costantemente aggiornato con i dati tecnici.

La marcatura CE indica che il prodotto soddisfa gli obblighi di legge in merito alle Direttive Comunitarie Europee applicabili allo stesso.

I colori dei prodotti possono variare rispetto a quanto rappresentato nel catalogo e da lotto a lotto.

All products are entirely made in Italy.
Modo Luce is made in Italy.

Modo Luce S.r.l.
All rights reserved.
The logo Modo Luce is a regularly registered trademark in the national and international context and is the exclusive property of Modo Luce S.r.l. Use of said logo for commercial purposes, without the written permission of Modo Luce S.r.l., can constitute infringement of trademark and unfair competition in branch of the state laws.

This catalogue is safeguarded by the law on copyright (law 22/41941 no. 633) and by the law 14/12/1942 no. 1485: all total or even partial reproductions of the catalogue are forbidden.

Data contained in this catalogue is purely indicative and does not engage Modo Luce Srl, in any way or any form. Modo luce reserves the right to make any technical and aesthetical changes to models without prior notice, in compliance with the European standard.

The constant evolution and the continuous changes of the LED technology influence our products in a particular way. Modo Luce is always trying to identify the most up-to-date technical solutions in order to improve light quality and energy efficiency. Consequently, the datasheet shown in this catalogue may undergo variations. We advise you therefore to consult our website modoluce.com provided with the regularly updated technical data.

The CE mark is your assurance that the product meets all the requirements prescribed by law, as contained in the European Community directives which apply to the products.

Product colours can differ from what is shown in the catalogue and from batch to batch.

MODO LUCE SRL
via Venezia, 13
31028 Vazzola (TV) Italy

T +39 0438 488076
T +39 0438 488110

info@modoluce.com
modoluce.com

